

GENERAL PRIMARY
Tuesday, March 17, 2026
Official Canvass
ST. CLAIR COUNTY, ILLINOIS



Summary of Votes

Dated: 19 of March, 2026

Issued by:

A handwritten signature in black ink that reads "Thomas Holbrook". The signature is written in a cursive style with a large, sweeping initial 'T'.

Thomas Holbrook
ST. CLAIR COUNTY, ILLINOIS
St Clair County Clerk

GENERAL PRIMARY (03/17/2026)
Tuesday, March 17, 2026

Summary of Democratic Votes by Precinct

	REGISTERED VOTERS	BALLOTS CAST	TURNOUT
Belleville 1	1,224	94	7.68%
Belleville 2	1,187	112	9.44%
Belleville 3	1,305	109	8.35%
Belleville 4	1,231	126	10.24%
Belleville 5	1,487	191	12.84%
Belleville 6	731	52	7.11%
Belleville 7	1,433	118	8.23%
Belleville 8	1,065	112	10.52%
Belleville 9	912	99	10.86%
Belleville 10	1,145	143	12.49%
Belleville 11	1,525	142	9.31%
Belleville 12	1,310	130	9.92%
Belleville 13	892	93	10.43%
Belleville 14	977	144	14.74%
Belleville 15	1,295	160	12.36%
Belleville 16	1,144	138	12.06%
Belleville 17	1,119	107	9.56%
Belleville 18	1,006	109	10.83%
Belleville 19	1,661	125	7.53%
Belleville 20	1,495	119	7.96%
Belleville 21	1,151	127	11.03%
Belleville 22	1,247	186	14.92%
Belleville 23	968	125	12.91%
Belleville 24	1,402	160	11.41%
Belleville 25	828	62	7.49%
Belleville Township	29,740	3,083	10.37%
Canteen 1	1,061	97	9.14%
Canteen 2	1,101	124	11.26%
Canteen 3	965	209	21.66%
Canteen 4	528	158	29.92%
Canteen 5	515	18	3.50%
Canteen Township	4,170	606	14.53%
Caseyville 1	1,117	107	9.58%
Caseyville 2	2,002	247	12.34%
Caseyville 3	1,338	151	11.29%
Caseyville 4	1,299	183	14.09%
Caseyville 5	1,661	169	10.17%
Caseyville 6	1,638	127	7.75%
Caseyville 7	1,308	108	8.26%
Caseyville 8	1,516	218	14.38%
Caseyville 9	864	93	10.76%
Caseyville 10	1,230	147	11.95%
Caseyville 11	1,100	136	12.36%
Caseyville 12	1,512	139	9.19%
Caseyville 13	960	152	15.83%
Caseyville 14	1,797	270	15.03%
Caseyville 15	1,198	139	11.60%
Caseyville 16	441	49	11.11%
Caseyville 17	905	84	9.28%
Caseyville 18	1,489	189	12.69%
Caseyville 19	763	138	18.09%
Caseyville 20	478	49	10.25%
Caseyville 21	994	90	9.05%
Caseyville 22	1,433	246	17.17%

	REGISTERED VOTERS	BALLOTS CAST	TURNOUT
Caseyville Township	27,043	3,231	11.95%
Centreville 1	1,088	148	13.60%
Centreville 2	1,019	78	7.65%
Centreville 3	1,492	175	11.73%
Centreville 4	845	133	15.74%
Centreville 5	1,309	100	7.64%
Centreville 6	1,233	197	15.98%
Centreville 7	1,806	97	5.37%
Centreville 8	1,101	108	9.81%
Centreville 9	1,534	164	10.69%
Centreville 10	1,164	81	6.96%
Centreville Township	12,591	1,281	10.17%
Engelmann 1	564	24	4.26%
Engelmann Township	564	24	4.26%
Fayetteville 1	435	15	3.45%
Fayetteville 2	684	22	3.22%
Fayetteville Township	1,119	37	3.31%
Freeburg 1	1,342	77	5.74%
Freeburg 2	1,268	81	6.39%
Freeburg 3	1,293	77	5.96%
Freeburg Township	3,903	235	6.02%
Lebanon 1	1,655	149	9.00%
Lebanon 2	806	54	6.70%
Lebanon 3	485	17	3.51%
Lebanon Township	2,946	220	7.47%
Lenzburg 1	668	28	4.19%
Lenzburg Township	668	28	4.19%
Marissa 1	1,582	52	3.29%
Marissa Township	1,582	52	3.29%
Mascoutah 1	1,262	60	4.75%
Mascoutah 2	1,834	105	5.73%
Mascoutah 3	2,239	119	5.31%
Mascoutah 4	1,482	111	7.49%
Mascoutah Township	6,817	395	5.79%
Millstadt 1	1,246	110	8.83%
Millstadt 2	1,610	141	8.76%
Millstadt 3	594	53	8.92%
Millstadt 4	873	85	9.74%
Millstadt 5	1,152	125	10.85%
Millstadt Township	5,475	514	9.39%
New Athens 1	863	33	3.82%
New Athens 2	1,001	44	4.40%
New Athens Township	1,864	77	4.13%
O Fallon 1	1,073	108	10.07%
O Fallon 2	1,114	105	9.43%
O Fallon 3	751	67	8.92%
O Fallon 4	647	37	5.72%
O Fallon 5	1,141	124	10.87%
O Fallon 6	905	92	10.17%
O Fallon 7	1,196	136	11.37%
O Fallon 8	1,502	147	9.79%
O Fallon 9	1,172	101	8.62%
O Fallon 10	1,239	133	10.73%
O Fallon 11	1,304	91	6.98%
O Fallon 12	1,503	174	11.58%
O Fallon 13	1,292	121	9.37%
O Fallon 14	849	57	6.71%

	REGISTERED VOTERS	BALLOTS CAST	TURNOUT
O Fallon 15	1,459	152	10.42%
O Fallon 16	1,634	127	7.77%
O Fallon 17	1,011	125	12.36%
O Fallon 18	738	73	9.89%
O'Fallon Township	20,530	1,970	9.60%
Prairie Du Long 1	793	56	7.06%
Prairie Du Long 2	1,377	126	9.15%
Prairie Du Long Township	2,170	182	8.39%
St Clair 1	1,477	127	8.60%
St Clair 2	756	67	8.86%
St Clair 3	1,323	138	10.43%
St Clair 4	690	56	8.12%
St Clair 5	871	90	10.33%
St Clair 6	1,407	185	13.15%
St Clair 7	1,313	118	8.99%
St Clair 8	1,122	146	13.01%
St Clair 9	929	71	7.64%
St Clair 10	1,346	135	10.03%
St Clair 11	834	89	10.67%
St Clair 12	1,208	104	8.61%
St Clair 13	791	115	14.54%
St Clair 14	1,494	192	12.85%
St Clair 15	1,403	146	10.41%
St Clair 16	1,258	139	11.05%
St Clair 17	940	103	10.96%
St Clair 18	974	138	14.17%
St Clair 19	937	107	11.42%
St Clair 20	763	85	11.14%
St Clair 21	953	115	12.07%
St Clair 22	1,409	146	10.36%
St Clair 23	1,616	231	14.29%
St Clair 24	1,764	281	15.93%
St. Clair Township	27,578	3,124	11.33%
Shiloh Valley 1	1,578	135	8.56%
Shiloh Valley 2	1,678	94	5.60%
Shiloh Valley 3	1,198	103	8.60%
Shiloh Valley 4	818	67	8.19%
Shiloh Valley 5	1,623	180	11.09%
Shiloh Valley Township	6,895	579	8.40%
Smithton 1	1,354	152	11.23%
Smithton 2	820	73	8.90%
Smithton 3	1,225	80	6.53%
Smithton Township	3,399	305	8.97%
Stites 1	363	55	15.15%
Stites Township	363	55	15.15%
Stookey 1	1,766	145	8.21%
Stookey 2	1,258	185	14.71%
Stookey 3	892	90	10.09%
Stookey 4	672	89	13.24%
Stookey 5	1,408	150	10.65%
Stookey 6	957	66	6.90%
Stookey 7	940	110	11.70%
Stookey Township	7,893	835	10.58%
Sugar Loaf 1	1,253	71	5.67%
Sugar Loaf 2	623	43	6.90%
Sugar Loaf 3	1,353	77	5.69%

	REGISTERED VOTERS	BALLOTS CAST	TURNOUT
Sugar Loaf 4	737	34	4.61%
Sugar Loaf 5	924	39	4.22%
Sugar Loaf Township	4,890	264	5.40%
ST. CLAIR COUNTY, ILLINOIS	172,200	17,097	9.93%

GENERAL PRIMARY (03/17/2026)
Tuesday, March 17, 2026

Summary of Republican Votes by Precinct

	REGISTERED VOTERS	BALLOTS CAST	TURNOUT
Belleville 1	1,224	50	4.08%
Belleville 2	1,187	37	3.12%
Belleville 3	1,305	58	4.44%
Belleville 4	1,231	49	3.98%
Belleville 5	1,487	118	7.94%
Belleville 6	731	21	2.87%
Belleville 7	1,433	56	3.91%
Belleville 8	1,065	50	4.69%
Belleville 9	912	32	3.51%
Belleville 10	1,145	56	4.89%
Belleville 11	1,525	43	2.82%
Belleville 12	1,310	33	2.52%
Belleville 13	892	25	2.80%
Belleville 14	977	19	1.94%
Belleville 15	1,295	17	1.31%
Belleville 16	1,144	58	5.07%
Belleville 17	1,119	60	5.36%
Belleville 18	1,006	29	2.88%
Belleville 19	1,661	71	4.27%
Belleville 20	1,495	40	2.68%
Belleville 21	1,151	39	3.39%
Belleville 22	1,247	41	3.29%
Belleville 23	968	40	4.13%
Belleville 24	1,402	64	4.56%
Belleville 25	828	32	3.86%
Belleville Township	29,740	1,138	3.83%
Canteen 1	1,061	28	2.64%
Canteen 2	1,101	35	3.18%
Canteen 3	965	4	0.41%
Canteen 4	528	1	0.19%
Canteen 5	515	32	6.21%
Canteen Township	4,170	100	2.40%
Caseyville 1	1,117	74	6.62%
Caseyville 2	2,002	85	4.25%
Caseyville 3	1,338	72	5.38%
Caseyville 4	1,299	54	4.16%
Caseyville 5	1,661	99	5.96%
Caseyville 6	1,638	81	4.95%
Caseyville 7	1,308	69	5.28%
Caseyville 8	1,516	110	7.26%
Caseyville 9	864	37	4.28%
Caseyville 10	1,230	74	6.02%
Caseyville 11	1,100	43	3.91%
Caseyville 12	1,512	74	4.89%
Caseyville 13	960	73	7.60%
Caseyville 14	1,797	109	6.07%
Caseyville 15	1,198	27	2.25%
Caseyville 16	441	28	6.35%
Caseyville 17	905	44	4.86%
Caseyville 18	1,489	65	4.37%
Caseyville 19	763	39	5.11%
Caseyville 20	478	29	6.07%
Caseyville 21	994	57	5.73%
Caseyville 22	1,433	103	7.19%

	REGISTERED VOTERS	BALLOTS CAST	TURNOUT
Caseyville Township	27,043	1,446	5.35%
Centreville 1	1,088	1	0.09%
Centreville 2	1,019	13	1.28%
Centreville 3	1,492	7	0.47%
Centreville 4	845	30	3.55%
Centreville 5	1,309	19	1.45%
Centreville 6	1,233	7	0.57%
Centreville 7	1,806	30	1.66%
Centreville 8	1,101	24	2.18%
Centreville 9	1,534	27	1.76%
Centreville 10	1,164	9	0.77%
Centreville Township	12,591	167	1.33%
Engelmann 1	564	79	14.01%
Engelmann Township	564	79	14.01%
Fayetteville 1	435	63	14.48%
Fayetteville 2	684	104	15.20%
Fayetteville Township	1,119	167	14.92%
Freeburg 1	1,342	110	8.20%
Freeburg 2	1,268	128	10.09%
Freeburg 3	1,293	108	8.35%
Freeburg Township	3,903	346	8.86%
Lebanon 1	1,655	110	6.65%
Lebanon 2	806	53	6.58%
Lebanon 3	485	91	18.76%
Lebanon Township	2,946	254	8.62%
Lenzburg 1	668	78	11.68%
Lenzburg Township	668	78	11.68%
Marissa 1	1,582	158	9.99%
Marissa Township	1,582	158	9.99%
Mascoutah 1	1,262	106	8.40%
Mascoutah 2	1,834	112	6.11%
Mascoutah 3	2,239	136	6.07%
Mascoutah 4	1,482	67	4.52%
Mascoutah Township	6,817	421	6.18%
Millstadt 1	1,246	178	14.29%
Millstadt 2	1,610	243	15.09%
Millstadt 3	594	110	18.52%
Millstadt 4	873	105	12.03%
Millstadt 5	1,152	195	16.93%
Millstadt Township	5,475	831	15.18%
New Athens 1	863	82	9.50%
New Athens 2	1,001	120	11.99%
New Athens Township	1,864	202	10.84%
O Fallon 1	1,073	67	6.24%
O Fallon 2	1,114	32	2.87%
O Fallon 3	751	45	5.99%
O Fallon 4	647	52	8.04%
O Fallon 5	1,141	76	6.66%
O Fallon 6	905	45	4.97%
O Fallon 7	1,196	104	8.70%
O Fallon 8	1,502	95	6.32%
O Fallon 9	1,172	76	6.48%
O Fallon 10	1,239	46	3.71%
O Fallon 11	1,304	120	9.20%
O Fallon 12	1,503	100	6.65%
O Fallon 13	1,292	67	5.19%
O Fallon 14	849	44	5.18%

	REGISTERED VOTERS	BALLOTS CAST	TURNOUT
O Fallon 15	1,459	115	7.88%
O Fallon 16	1,634	117	7.16%
O Fallon 17	1,011	40	3.96%
O Fallon 18	738	31	4.20%
O'Fallon Township	20,530	1,272	6.20%
Prairie Du Long 1	793	127	16.02%
Prairie Du Long 2	1,377	287	20.84%
Prairie Du Long Township	2,170	414	19.08%
St Clair 1	1,477	61	4.13%
St Clair 2	756	45	5.95%
St Clair 3	1,323	63	4.76%
St Clair 4	690	32	4.64%
St Clair 5	871	41	4.71%
St Clair 6	1,407	91	6.47%
St Clair 7	1,313	40	3.05%
St Clair 8	1,122	62	5.53%
St Clair 9	929	29	3.12%
St Clair 10	1,346	36	2.67%
St Clair 11	834	38	4.56%
St Clair 12	1,208	46	3.81%
St Clair 13	791	53	6.70%
St Clair 14	1,494	100	6.69%
St Clair 15	1,403	82	5.84%
St Clair 16	1,258	15	1.19%
St Clair 17	940	59	6.28%
St Clair 18	974	67	6.88%
St Clair 19	937	19	2.03%
St Clair 20	763	35	4.59%
St Clair 21	953	32	3.36%
St Clair 22	1,409	53	3.76%
St Clair 23	1,616	89	5.51%
St Clair 24	1,764	53	3.00%
St. Clair Township	27,578	1,241	4.50%
Shiloh Valley 1	1,578	73	4.63%
Shiloh Valley 2	1,678	36	2.15%
Shiloh Valley 3	1,198	64	5.34%
Shiloh Valley 4	818	65	7.95%
Shiloh Valley 5	1,623	58	3.57%
Shiloh Valley Township	6,895	296	4.29%
Smithton 1	1,354	202	14.92%
Smithton 2	820	98	11.95%
Smithton 3	1,225	137	11.18%
Smithton Township	3,399	437	12.86%
Stites 1	363	0	0.00%
Stites Township	363	0	0.00%
Stookey 1	1,766	233	13.19%
Stookey 2	1,258	57	4.53%
Stookey 3	892	38	4.26%
Stookey 4	672	19	2.83%
Stookey 5	1,408	62	4.40%
Stookey 6	957	53	5.54%
Stookey 7	940	29	3.09%
Stookey Township	7,893	491	6.22%
Sugar Loaf 1	1,253	119	9.50%
Sugar Loaf 2	623	50	8.03%
Sugar Loaf 3	1,353	86	6.36%

	REGISTERED VOTERS	BALLOTS CAST	TURNOUT
Sugar Loaf 4	737	44	5.97%
Sugar Loaf 5	924	66	7.14%
Sugar Loaf Township	4,890	365	7.46%
ST. CLAIR COUNTY, ILLINOIS	172,200	9,903	5.75%

GENERAL PRIMARY (03/17/2026)
Tuesday, March 17, 2026

Summary of Non-Partisan Votes by Precinct

	REGISTERED VOTERS	BALLOTS CAST	TURNOUT
Belleville 1	1,224	0	0.00%
Belleville 2	1,187	0	0.00%
Belleville 3	1,305	0	0.00%
Belleville 4	1,231	0	0.00%
Belleville 5	1,487	0	0.00%
Belleville 6	731	0	0.00%
Belleville 7	1,433	0	0.00%
Belleville 8	1,065	0	0.00%
Belleville 9	912	0	0.00%
Belleville 10	1,145	0	0.00%
Belleville 11	1,525	0	0.00%
Belleville 12	1,310	0	0.00%
Belleville 13	892	0	0.00%
Belleville 14	977	0	0.00%
Belleville 15	1,295	0	0.00%
Belleville 16	1,144	0	0.00%
Belleville 17	1,119	0	0.00%
Belleville 18	1,006	0	0.00%
Belleville 19	1,661	0	0.00%
Belleville 20	1,495	0	0.00%
Belleville 21	1,151	0	0.00%
Belleville 22	1,247	0	0.00%
Belleville 23	968	0	0.00%
Belleville 24	1,402	0	0.00%
Belleville 25	828	0	0.00%
Belleville Township	29,740	0	0.00%
Canteen 1	1,061	0	0.00%
Canteen 2	1,101	0	0.00%
Canteen 3	965	0	0.00%
Canteen 4	528	0	0.00%
Canteen 5	515	0	0.00%
Canteen Township	4,170	0	0.00%
Caseyville 1	1,117	0	0.00%
Caseyville 2	2,002	0	0.00%
Caseyville 3	1,338	0	0.00%
Caseyville 4	1,299	0	0.00%
Caseyville 5	1,661	0	0.00%
Caseyville 6	1,638	0	0.00%
Caseyville 7	1,308	0	0.00%
Caseyville 8	1,516	0	0.00%
Caseyville 9	864	0	0.00%
Caseyville 10	1,230	6	0.49%
Caseyville 11	1,100	0	0.00%
Caseyville 12	1,512	0	0.00%
Caseyville 13	960	17	1.77%
Caseyville 14	1,797	12	0.67%
Caseyville 15	1,198	0	0.00%
Caseyville 16	441	0	0.00%
Caseyville 17	905	0	0.00%
Caseyville 18	1,489	4	0.27%
Caseyville 19	763	6	0.79%
Caseyville 20	478	0	0.00%
Caseyville 21	994	0	0.00%
Caseyville 22	1,433	7	0.49%

	REGISTERED VOTERS	BALLOTS CAST	TURNOUT
Caseyville Township	27,043	52	0.19%
Centreville 1	1,088	0	0.00%
Centreville 2	1,019	0	0.00%
Centreville 3	1,492	0	0.00%
Centreville 4	845	0	0.00%
Centreville 5	1,309	0	0.00%
Centreville 6	1,233	0	0.00%
Centreville 7	1,806	0	0.00%
Centreville 8	1,101	0	0.00%
Centreville 9	1,534	0	0.00%
Centreville 10	1,164	0	0.00%
Centreville Township	12,591	0	0.00%
Engelmann 1	564	0	0.00%
Engelmann Township	564	0	0.00%
Fayetteville 1	435	0	0.00%
Fayetteville 2	684	0	0.00%
Fayetteville Township	1,119	0	0.00%
Freeburg 1	1,342	0	0.00%
Freeburg 2	1,268	0	0.00%
Freeburg 3	1,293	0	0.00%
Freeburg Township	3,903	0	0.00%
Lebanon 1	1,655	0	0.00%
Lebanon 2	806	0	0.00%
Lebanon 3	485	0	0.00%
Lebanon Township	2,946	0	0.00%
Lenzburg 1	668	0	0.00%
Lenzburg Township	668	0	0.00%
Marissa 1	1,582	0	0.00%
Marissa Township	1,582	0	0.00%
Mascoutah 1	1,262	0	0.00%
Mascoutah 2	1,834	0	0.00%
Mascoutah 3	2,239	0	0.00%
Mascoutah 4	1,482	0	0.00%
Mascoutah Township	6,817	0	0.00%
Millstadt 1	1,246	50	4.01%
Millstadt 2	1,610	49	3.04%
Millstadt 3	594	9	1.52%
Millstadt 4	873	33	3.78%
Millstadt 5	1,152	50	4.34%
Millstadt Township	5,475	191	3.49%
New Athens 1	863	0	0.00%
New Athens 2	1,001	0	0.00%
New Athens Township	1,864	0	0.00%
O Fallon 1	1,073	0	0.00%
O Fallon 2	1,114	0	0.00%
O Fallon 3	751	0	0.00%
O Fallon 4	647	0	0.00%
O Fallon 5	1,141	0	0.00%
O Fallon 6	905	0	0.00%
O Fallon 7	1,196	0	0.00%
O Fallon 8	1,502	0	0.00%
O Fallon 9	1,172	0	0.00%
O Fallon 10	1,239	0	0.00%
O Fallon 11	1,304	0	0.00%
O Fallon 12	1,503	0	0.00%
O Fallon 13	1,292	0	0.00%
O Fallon 14	849	0	0.00%

	REGISTERED VOTERS	BALLOTS CAST	TURNOUT
O Fallon 15	1,459	0	0.00%
O Fallon 16	1,634	0	0.00%
O Fallon 17	1,011	0	0.00%
O Fallon 18	738	0	0.00%
O'Fallon Township	20,530	0	0.00%
Prairie Du Long 1	793	31	3.91%
Prairie Du Long 2	1,377	96	6.97%
Prairie Du Long Township	2,170	127	5.85%
St Clair 1	1,477	0	0.00%
St Clair 2	756	0	0.00%
St Clair 3	1,323	0	0.00%
St Clair 4	690	0	0.00%
St Clair 5	871	0	0.00%
St Clair 6	1,407	0	0.00%
St Clair 7	1,313	0	0.00%
St Clair 8	1,122	0	0.00%
St Clair 9	929	0	0.00%
St Clair 10	1,346	0	0.00%
St Clair 11	834	0	0.00%
St Clair 12	1,208	0	0.00%
St Clair 13	791	0	0.00%
St Clair 14	1,494	0	0.00%
St Clair 15	1,403	0	0.00%
St Clair 16	1,258	0	0.00%
St Clair 17	940	0	0.00%
St Clair 18	974	0	0.00%
St Clair 19	937	0	0.00%
St Clair 20	763	0	0.00%
St Clair 21	953	0	0.00%
St Clair 22	1,409	0	0.00%
St Clair 23	1,616	0	0.00%
St Clair 24	1,764	0	0.00%
St. Clair Township	27,578	0	0.00%
Shiloh Valley 1	1,578	0	0.00%
Shiloh Valley 2	1,678	0	0.00%
Shiloh Valley 3	1,198	0	0.00%
Shiloh Valley 4	818	0	0.00%
Shiloh Valley 5	1,623	0	0.00%
Shiloh Valley Township	6,895	0	0.00%
Smithton 1	1,354	59	4.36%
Smithton 2	820	22	2.68%
Smithton 3	1,225	14	1.14%
Smithton Township	3,399	95	2.79%
Stites 1	363	0	0.00%
Stites Township	363	0	0.00%
Stookey 1	1,766	5	0.28%
Stookey 2	1,258	0	0.00%
Stookey 3	892	0	0.00%
Stookey 4	672	0	0.00%
Stookey 5	1,408	0	0.00%
Stookey 6	957	0	0.00%
Stookey 7	940	0	0.00%
Stookey Township	7,893	5	0.06%
Sugar Loaf 1	1,253	0	0.00%
Sugar Loaf 2	623	0	0.00%
Sugar Loaf 3	1,353	0	0.00%

	REGISTERED VOTERS	BALLOTS CAST	TURNOUT
Sugar Loaf 4	737	5	0.68%
Sugar Loaf 5	924	0	0.00%
Sugar Loaf Township	4,890	5	0.10%
ST. CLAIR COUNTY, ILLINOIS	172,200	475	0.28%

GENERAL PRIMARY
Tuesday, March 17, 2026
Official Canvass
ST. CLAIR COUNTY, ILLINOIS



Democratic
FEDERAL

Dated: 19 of March, 2026

Issued by:

A handwritten signature in black ink that reads "Thomas Holbrook". The signature is written in a cursive style with a prominent flourish at the beginning.

Thomas Holbrook
ST. CLAIR COUNTY, ILLINOIS
St Clair County Clerk

GENERAL PRIMARY
Tuesday, March 17, 2026

FEDERAL
FOR UNITED STATES SENATOR
(Vote for ONE)

	REGISTERE D VOTERS	BALLOTS CAST	TURNOUT	KEVIN RYAN	ROBIN KELLY	JULIANA STRATTON	RAJA KRISHNAM OORTHI	STEVE BOTSFORD JR.	BRYAN MAXWELL	JONATHAN DEAN	SEAN BROWN	AWISI A. BUSTOS	CHRISTOPH ER SWANN	WRITE-IN
Belleville 1	1,224	94	7.68%	3	8	42	31	0	3	1	1	3	1	0
Belleville 2	1,187	112	9.44%	8	13	61	21	2	2	0	0	2	2	0
Belleville 3	1,305	109	8.35%	4	10	48	37	2	0	0	3	0	3	1
Belleville 4	1,231	126	10.24%	10	16	53	31	0	4	1	1	2	3	0
Belleville 5	1,487	191	12.84%	16	18	94	52	0	1	3	1	0	2	0
Belleville 6	731	52	7.11%	3	7	21	14	0	1	0	1	0	1	1
Belleville 7	1,433	118	8.23%	7	10	53	32	2	4	1	1	3	1	0
Belleville 8	1,065	112	10.52%	7	14	61	26	1	1	0	1	0	1	0
Belleville 9	912	99	10.86%	5	10	45	36	0	0	1	0	0	2	0
Belleville 10	1,145	143	12.49%	5	18	77	36	0	0	1	0	0	0	0
Belleville 11	1,525	142	9.31%	6	19	48	52	1	2	5	0	2	3	1
Belleville 12	1,310	130	9.92%	9	15	66	31	2	1	0	2	0	1	1
Belleville 13	892	93	10.43%	6	11	45	25	0	2	0	2	0	0	0
Belleville 14	977	144	14.74%	8	18	73	33	0	1	3	1	1	2	0
Belleville 15	1,295	160	12.36%	7	11	90	41	0	1	2	2	1	2	0
Belleville 16	1,144	138	12.06%	8	11	55	53	0	1	1	4	0	2	0
Belleville 17	1,119	107	9.56%	17	11	38	29	1	2	0	2	0	3	0
Belleville 18	1,006	109	10.83%	6	7	65	23	0	1	0	2	0	2	0
Belleville 19	1,661	125	7.53%	4	14	46	48	0	0	3	1	2	3	0
Belleville 20	1,495	119	7.96%	10	13	69	23	0	1	1	1	1	0	0
Belleville 21	1,151	127	11.03%	14	9	59	37	0	2	0	1	1	0	1
Belleville 22	1,247	186	14.92%	7	18	117	32	0	0	0	1	2	6	0
Belleville 23	968	125	12.91%	14	11	56	31	0	2	0	4	0	4	0
Belleville 24	1,402	160	11.41%	4	19	79	50	0	2	0	1	2	2	0
Belleville 25	828	62	7.49%	0	8	23	25	1	2	1	1	0	0	1
Belleville Township	29,740	3,083	10.37%	188	319	1,484	849	12	36	24	34	22	46	6
Canteen 1	1,061	97	9.14%	12	9	26	33	0	1	0	4	1	3	0
Canteen 2	1,101	124	11.26%	0	18	60	31	0	2	1	4	2	2	0
Canteen 3	965	209	21.66%	4	12	129	22	0	3	0	6	0	6	0
Canteen 4	528	158	29.92%	3	11	105	29	1	1	0	0	0	2	1
Canteen 5	515	18	3.50%	4	2	8	3	0	0	0	1	0	0	0
Canteen Township	4,170	606	14.53%	23	52	328	118	1	7	1	15	3	13	1
Caseyville 1	1,117	107	9.58%	4	6	59	30	1	1	1	1	0	0	0
Caseyville 2	2,002	247	12.34%	13	25	117	77	1	2	1	1	0	2	2
Caseyville 3	1,338	151	11.29%	7	11	90	28	1	3	4	4	0	2	0
Caseyville 4	1,299	183	14.09%	8	22	88	52	1	3	1	1	0	2	1
Caseyville 5	1,661	169	10.17%	5	15	82	58	0	2	0	2	0	1	1
Caseyville 6	1,638	127	7.75%	1	11	74	27	0	4	1	1	3	2	0
Caseyville 7	1,308	108	8.26%	8	13	55	28	0	1	1	0	1	0	0
Caseyville 8	1,516	218	14.38%	12	20	125	46	1	2	3	1	0	4	0
Caseyville 9	864	93	10.76%	4	11	54	17	1	1	0	2	1	0	0
Caseyville 10	1,230	147	11.95%	10	13	74	42	0	1	0	0	0	3	0
Caseyville 11	1,100	136	12.36%	3	10	91	27	0	1	0	3	1	0	0
Caseyville 12	1,512	139	9.19%	10	12	68	40	3	1	0	2	1	1	0
Caseyville 13	960	152	15.83%	6	23	75	34	1	0	2	2	0	2	0
Caseyville 14	1,797	270	15.03%	12	23	165	53	1	1	1	4	1	4	0
Caseyville 15	1,198	139	11.60%	8	13	75	32	2	2	0	0	3	2	1
Caseyville 16	441	49	11.11%	3	3	25	11	1	3	0	0	0	2	0
Caseyville 17	905	84	9.28%	6	11	33	30	0	1	1	0	0	0	1
Caseyville 18	1,489	189	12.69%	13	20	105	38	2	0	3	2	3	0	1
Caseyville 19	763	138	18.09%	12	15	71	26	1	1	1	5	1	2	1
Caseyville 20	478	49	10.25%	2	6	25	11	0	0	0	1	2	1	0
Caseyville 21	994	90	9.05%	3	9	45	27	1	1	0	0	0	0	0
Caseyville 22	1,433	246	17.17%	17	27	132	41	2	5	4	7	0	4	2

	REGISTRE D VOTERS	BALLOTS CAST	TURNOUT	KEVIN RYAN	ROBIN KELLY	JULIANA STRATTON	RAJA KRISHNAM OORTHI	STEVE BOTSFORD JR.	BRYAN MAXWELL	JONATHAN DEAN	SEAN BROWN	AWISI A. BUSTOS	CHRISTOPH ER SWANN	WRITE-IN
Caseyville Township	27,043	3,231	11.95%	167	319	1,728	775	20	36	24	39	17	34	10
Centreville 1	1,088	148	13.60%	7	12	93	19	1	5	1	2	1	3	0
Centreville 2	1,019	78	7.65%	2	6	42	22	2	0	0	0	0	1	0
Centreville 3	1,492	175	11.73%	1	19	99	38	1	0	3	1	1	1	0
Centreville 4	845	133	15.74%	9	14	82	25	0	1	0	0	0	1	0
Centreville 5	1,309	100	7.64%	4	7	55	27	0	3	0	0	1	0	0
Centreville 6	1,233	197	15.98%	1	22	126	31	0	3	0	3	0	2	0
Centreville 7	1,806	97	5.37%	4	14	44	16	0	3	4	1	3	3	1
Centreville 8	1,101	108	9.81%	7	8	61	22	0	2	1	1	0	0	0
Centreville 9	1,534	164	10.69%	4	13	99	36	0	2	1	1	0	3	0
Centreville 10	1,164	81	6.96%	6	10	40	11	2	3	0	0	0	1	0
Centreville Township	12,591	1,281	10.17%	45	125	741	247	6	22	10	9	6	15	1
Engelmann 1	564	24	4.26%	1	3	12	7	0	0	0	1	0	0	0
Engelmann Township	564	24	4.26%	1	3	12	7	0	0	0	1	0	0	0
Fayetteville 1	435	15	3.45%	0	2	6	4	0	1	2	0	0	0	0
Fayetteville 2	684	22	3.22%	3	4	5	6	1	0	2	0	1	0	0
Fayetteville Township	1,119	37	3.31%	3	6	11	10	1	1	4	0	1	0	0
Freeburg 1	1,342	77	5.74%	4	8	38	20	1	0	0	1	2	1	0
Freeburg 2	1,268	81	6.39%	8	13	26	26	2	0	0	2	0	0	0
Freeburg 3	1,293	77	5.96%	7	6	36	20	1	2	0	1	1	0	0
Freeburg Township	3,903	235	6.02%	19	27	100	66	4	2	0	4	3	1	0
Lebanon 1	1,655	149	9.00%	5	13	80	42	1	2	0	0	0	2	1
Lebanon 2	806	54	6.70%	2	3	24	19	1	1	0	0	1	0	0
Lebanon 3	485	17	3.51%	1	3	7	5	0	0	0	0	0	0	0
Lebanon Township	2,946	220	7.47%	8	19	111	66	2	3	0	0	1	2	1
Lenzburg 1	668	28	4.19%	2	3	12	10	0	1	0	0	0	0	0
Lenzburg Township	668	28	4.19%	2	3	12	10	0	1	0	0	0	0	0
Marissa 1	1,582	52	3.29%	1	5	22	18	0	0	0	1	0	0	1
Marissa Township	1,582	52	3.29%	1	5	22	18	0	0	0	1	0	0	1
Mascoutah 1	1,262	60	4.75%	4	9	31	9	1	2	2	0	0	0	0
Mascoutah 2	1,834	105	5.73%	7	9	50	35	1	0	2	0	0	1	0
Mascoutah 3	2,239	119	5.31%	10	14	61	25	0	1	2	0	2	2	0
Mascoutah 4	1,482	111	7.49%	3	7	69	26	1	0	1	0	1	0	0
Mascoutah Township	6,817	395	5.79%	24	39	211	95	3	3	7	0	3	3	0
Millstadt 1	1,246	110	8.83%	8	17	42	33	0	3	2	0	0	1	0
Millstadt 2	1,610	141	8.76%	11	9	56	45	2	5	1	0	0	1	0
Millstadt 3	594	53	8.92%	12	8	12	13	2	0	0	0	0	0	0
Millstadt 4	873	85	9.74%	6	5	32	29	0	1	2	0	1	3	0
Millstadt 5	1,152	125	10.85%	13	9	41	37	2	3	0	0	0	0	0
Millstadt Township	5,475	514	9.39%	50	48	183	157	6	12	5	0	1	5	0
New Athens 1	863	33	3.82%	1	3	19	9	1	0	0	0	0	0	0
New Athens 2	1,001	44	4.40%	3	2	23	12	0	1	0	1	0	0	0
New Athens Township	1,864	77	4.13%	4	5	42	21	1	1	0	1	0	0	0
O Fallon 1	1,073	108	10.07%	7	5	51	38	0	3	2	0	1	1	0
O Fallon 2	1,114	105	9.43%	6	20	53	24	0	1	1	0	0	0	0
O Fallon 3	751	67	8.92%	3	5	45	10	1	1	0	0	0	0	0
O Fallon 4	647	37	5.72%	1	1	20	11	1	0	2	0	0	0	0
O Fallon 5	1,141	124	10.87%	6	7	65	34	1	1	3	1	2	2	0
O Fallon 6	905	92	10.17%	4	13	48	20	3	1	0	2	0	0	0
O Fallon 7	1,196	136	11.37%	3	13	86	29	0	1	1	1	2	0	0
O Fallon 8	1,502	147	9.79%	13	13	74	42	4	0	0	0	0	0	0
O Fallon 9	1,172	101	8.62%	4	9	54	25	1	2	0	1	3	1	0
O Fallon 10	1,239	133	10.73%	8	4	85	26	2	2	0	2	2	2	0
O Fallon 11	1,304	91	6.98%	6	7	46	26	0	1	1	0	0	1	0
O Fallon 12	1,503	174	11.58%	11	16	98	43	1	0	1	0	1	1	0
O Fallon 13	1,292	121	9.37%	6	11	69	28	0	1	0	1	1	0	0
O Fallon 14	849	57	6.71%	5	8	19	19	0	1	0	0	0	4	0

	REGISTE D VOTERS	BALLOTS CAST	TURNOUT	KEVIN RYAN	ROBIN KELLY	JULIANA STRATTON	RAJA KRISHNAM OORTHI	STEVE BOTSFORD JR.	BRYAN MAXWELL	JONATHAN DEAN	SEAN BROWN	AWISI A. BUSTOS	CHRISTOPH ER SWANN	WRITE-IN
O Fallon 15	1,459	152	10.42%	9	10	75	36	1	3	2	8	4	3	1
O Fallon 16	1,634	127	7.77%	7	12	74	31	0	1	0	0	1	1	0
O Fallon 17	1,011	125	12.36%	6	13	62	34	1	1	2	0	5	1	0
O Fallon 18	738	73	9.89%	5	9	33	22	0	2	0	0	0	0	0
O'Fallon Township	20,530	1,970	9.60%	110	176	1,057	498	16	22	15	16	22	17	1
Prairie Du Long 1	793	56	7.06%	5	2	22	18	0	1	2	0	0	2	0
Prairie Du Long 2	1,377	126	9.15%	5	12	42	41	1	2	2	4	1	1	0
Prairie Du Long Township	2,170	182	8.39%	10	14	64	59	1	3	4	4	1	3	0
St Clair 1	1,477	127	8.60%	11	17	50	39	0	0	0	1	1	2	0
St Clair 2	756	67	8.86%	4	10	35	13	0	0	1	1	0	1	0
St Clair 3	1,323	138	10.43%	6	13	67	37	3	2	0	2	2	4	0
St Clair 4	690	56	8.12%	5	12	18	18	0	0	1	0	0	1	0
St Clair 5	871	90	10.33%	6	9	42	27	0	1	1	1	0	2	0
St Clair 6	1,407	185	13.15%	9	20	86	55	0	0	2	3	1	4	0
St Clair 7	1,313	118	8.99%	2	10	67	26	0	2	2	2	0	2	0
St Clair 8	1,122	146	13.01%	3	9	85	40	1	3	0	2	0	1	0
St Clair 9	929	71	7.64%	6	4	37	23	0	0	0	0	0	1	0
St Clair 10	1,346	135	10.03%	7	11	72	33	1	3	1	3	2	1	0
St Clair 11	834	89	10.67%	8	8	40	17	0	3	0	2	0	2	0
St Clair 12	1,208	104	8.61%	5	9	54	23	1	2	0	0	2	4	1
St Clair 13	791	115	14.54%	5	9	57	30	3	6	2	1	1	1	0
St Clair 14	1,494	192	12.85%	2	11	103	62	0	2	1	2	1	1	1
St Clair 15	1,403	146	10.41%	9	12	83	29	2	0	0	2	3	2	2
St Clair 16	1,258	139	11.05%	5	13	75	35	0	3	0	1	1	3	0
St Clair 17	940	103	10.96%	1	10	64	21	0	1	2	2	0	0	1
St Clair 18	974	138	14.17%	8	8	77	30	2	2	2	1	0	4	0
St Clair 19	937	107	11.42%	2	9	52	37	1	1	0	1	1	0	0
St Clair 20	763	85	11.14%	2	5	49	28	0	0	0	0	0	0	0
St Clair 21	953	115	12.07%	5	9	67	25	1	3	0	2	0	3	0
St Clair 22	1,409	146	10.36%	6	12	80	37	0	2	3	1	4	0	0
St Clair 23	1,616	231	14.29%	5	16	134	65	0	2	0	3	2	0	0
St Clair 24	1,764	281	15.93%	7	31	162	62	1	3	0	6	2	1	0
St. Clair Township	27,578	3,124	11.33%	129	277	1,656	812	16	41	18	39	23	40	5
Shiloh Valley 1	1,578	135	8.56%	7	14	60	46	1	0	0	1	3	1	0
Shiloh Valley 2	1,678	94	5.60%	5	10	44	22	0	0	0	2	5	4	0
Shiloh Valley 3	1,198	103	8.60%	14	9	45	28	1	1	0	0	0	1	1
Shiloh Valley 4	818	67	8.19%	3	3	33	23	0	1	1	1	0	0	0
Shiloh Valley 5	1,623	180	11.09%	5	15	110	39	0	4	0	4	1	2	0
Shiloh Valley Township	6,895	579	8.40%	34	51	292	158	2	6	1	8	9	8	1
Smithton 1	1,354	152	11.23%	12	22	57	36	1	3	0	1	1	6	1
Smithton 2	820	73	8.90%	5	4	29	24	0	0	0	0	0	4	0
Smithton 3	1,225	80	6.53%	5	10	26	29	1	1	1	1	1	4	0
Smithton Township	3,399	305	8.97%	22	36	112	89	2	4	1	2	2	14	1
Stites 1	363	55	15.15%	0	1	46	3	0	0	0	1	0	0	0
Stites Township	363	55	15.15%	0	1	46	3	0	0	0	1	0	0	0
Stookey 1	1,766	145	8.21%	12	25	44	50	1	1	0	1	0	6	0
Stookey 2	1,258	185	14.71%	15	15	82	58	0	1	2	2	1	3	0
Stookey 3	892	90	10.09%	8	10	45	20	0	1	3	1	0	0	0
Stookey 4	672	89	13.24%	2	9	49	28	0	1	0	0	0	0	0
Stookey 5	1,408	150	10.65%	8	16	67	47	1	1	0	2	1	3	0
Stookey 6	957	66	6.90%	5	7	26	25	0	1	0	0	1	0	0
Stookey 7	940	110	11.70%	4	13	54	31	1	1	1	0	0	2	0
Stookey Township	7,893	835	10.58%	54	95	367	259	3	7	6	6	3	14	0
Sugar Loaf 1	1,253	71	5.67%	11	8	28	17	0	2	0	0	0	3	1
Sugar Loaf 2	623	43	6.90%	7	3	11	12	2	1	3	1	0	1	0
Sugar Loaf 3	1,353	77	5.69%	8	10	26	23	1	1	1	0	0	1	0

	REGISTE D VOTERS	BALLOTS CAST	TURNOUT	KEVIN RYAN	ROBIN KELLY	JULIANA STRATTON	RAJA KRISHNAM OORTHI	STEVE BOTSFORD JR.	BRYAN MAXWELL	JONATHAN DEAN	SEAN BROWN	AWISI A. BUSTOS	CHRISTOPH ER SWANN	WRITE-IN
Sugar Loaf 4	737	34	4.61%	6	4	7	9	0	0	1	0	0	2	0
Sugar Loaf 5	924	39	4.22%	5	9	13	6	0	0	1	1	0	2	0
Sugar Loaf Township	4,890	264	5.40%	37	34	85	67	3	4	6	2	0	9	1
ST. CLAIR COUNTY, ILLINOIS	172,200	17,097	9.93%	931	1,654	8,664	4,384	99	211	126	182	117	224	29

CANVASS OF VOTES

in St. Clair County, Illinois at the GENERAL PRIMARY on Tuesday, March 17, 2026

STATE OF ILLINOIS

COUNTY OF ST. CLAIR

FEDERAL

I, Thomas Holbrook, St. Clair St Clair County Clerk, do hereby certify that the above is a correct copy of the Canvass of Votes Cast at the GENERAL PRIMARY held in St. Clair County on Tuesday, March 17, 2026. This canvass was made by the County Canvassing Board of St. Clair County.



Dated: Thursday, March 19, 2026 _____

GENERAL PRIMARY
Tuesday, March 17, 2026
Official Canvass
ST. CLAIR COUNTY, ILLINOIS



Democratic
STATE

Dated: 19 of March, 2026
Issued by:

A handwritten signature in black ink that reads "Thomas Holbrook". The signature is written in a cursive style with a large, sweeping initial "T".

Thomas Holbrook
ST. CLAIR COUNTY, ILLINOIS
St Clair County Clerk

GENERAL PRIMARY
Tuesday, March 17, 2026

STATE OF ILLINOIS
FOR GOVERNOR AND LIEUTENANT GOVERNOR
(Vote for ONE)

	REGISTERED VOTERS	BALLOTS CAST	TURNOUT	JB PRITZKER CHRISTIAN MITCHELL
Belleville 1	1,224	94	7.68%	89
Belleville 2	1,187	112	9.44%	105
Belleville 3	1,305	109	8.35%	100
Belleville 4	1,231	126	10.24%	120
Belleville 5	1,487	191	12.84%	174
Belleville 6	731	52	7.11%	46
Belleville 7	1,433	118	8.23%	106
Belleville 8	1,065	112	10.52%	104
Belleville 9	912	99	10.86%	93
Belleville 10	1,145	143	12.49%	134
Belleville 11	1,525	142	9.31%	139
Belleville 12	1,310	130	9.92%	125
Belleville 13	892	93	10.43%	91
Belleville 14	977	144	14.74%	135
Belleville 15	1,295	160	12.36%	155
Belleville 16	1,144	138	12.06%	128
Belleville 17	1,119	107	9.56%	102
Belleville 18	1,006	109	10.83%	102
Belleville 19	1,661	125	7.53%	120
Belleville 20	1,495	119	7.96%	116
Belleville 21	1,151	127	11.03%	118
Belleville 22	1,247	186	14.92%	175
Belleville 23	968	125	12.91%	119
Belleville 24	1,402	160	11.41%	156
Belleville 25	828	62	7.49%	60
Belleville Township	29,740	3,083	10.37%	2,912
Canteen 1	1,061	97	9.14%	80
Canteen 2	1,101	124	11.26%	118
Canteen 3	965	209	21.66%	183
Canteen 4	528	158	29.92%	145
Canteen 5	515	18	3.50%	18
Canteen Township	4,170	606	14.53%	544
Caseyville 1	1,117	107	9.58%	96
Caseyville 2	2,002	247	12.34%	232
Caseyville 3	1,338	151	11.29%	146
Caseyville 4	1,299	183	14.09%	175
Caseyville 5	1,661	169	10.17%	162
Caseyville 6	1,638	127	7.75%	125
Caseyville 7	1,308	108	8.26%	101
Caseyville 8	1,516	218	14.38%	202
Caseyville 9	864	93	10.76%	87
Caseyville 10	1,230	147	11.95%	141
Caseyville 11	1,100	136	12.36%	134
Caseyville 12	1,512	139	9.19%	130
Caseyville 13	960	152	15.83%	145
Caseyville 14	1,797	270	15.03%	268
Caseyville 15	1,198	139	11.60%	137
Caseyville 16	441	49	11.11%	46
Caseyville 17	905	84	9.28%	78
Caseyville 18	1,489	189	12.69%	182
Caseyville 19	763	138	18.09%	134
Caseyville 20	478	49	10.25%	45
Caseyville 21	994	90	9.05%	83
Caseyville 22	1,433	246	17.17%	237

REGISTERED VOTERS BALLOTS CAST TURNOUT JB PRITZKER
CHRISTIAN MITCHELL

	REGISTERED VOTERS	BALLOTS CAST	TURNOUT	JB PRITZKER CHRISTIAN MITCHELL
Caseyville Township	27,043	3,231	11.95%	3,086
Centreville 1	1,088	148	13.60%	141
Centreville 2	1,019	78	7.65%	72
Centreville 3	1,492	175	11.73%	164
Centreville 4	845	133	15.74%	121
Centreville 5	1,309	100	7.64%	95
Centreville 6	1,233	197	15.98%	192
Centreville 7	1,806	97	5.37%	88
Centreville 8	1,101	108	9.81%	100
Centreville 9	1,534	164	10.69%	133
Centreville 10	1,164	81	6.96%	74
Centreville Township	12,591	1,281	10.17%	1,180
Engelmann 1	564	24	4.26%	22
Engelmann Township	564	24	4.26%	22
Fayetteville 1	435	15	3.45%	14
Fayetteville 2	684	22	3.22%	18
Fayetteville Township	1,119	37	3.31%	32
Freeburg 1	1,342	77	5.74%	70
Freeburg 2	1,268	81	6.39%	71
Freeburg 3	1,293	77	5.96%	70
Freeburg Township	3,903	235	6.02%	211
Lebanon 1	1,655	149	9.00%	144
Lebanon 2	806	54	6.70%	49
Lebanon 3	485	17	3.51%	17
Lebanon Township	2,946	220	7.47%	210
Lenzburg 1	668	28	4.19%	21
Lenzburg Township	668	28	4.19%	21
Marissa 1	1,582	52	3.29%	48
Marissa Township	1,582	52	3.29%	48
Mascoutah 1	1,262	60	4.75%	60
Mascoutah 2	1,834	105	5.73%	104
Mascoutah 3	2,239	119	5.31%	109
Mascoutah 4	1,482	111	7.49%	104
Mascoutah Township	6,817	395	5.79%	377
Millstadt 1	1,246	110	8.83%	93
Millstadt 2	1,610	141	8.76%	120
Millstadt 3	594	53	8.92%	46
Millstadt 4	873	85	9.74%	72
Millstadt 5	1,152	125	10.85%	96
Millstadt Township	5,475	514	9.39%	427
New Athens 1	863	33	3.82%	33
New Athens 2	1,001	44	4.40%	38
New Athens Township	1,864	77	4.13%	71
O Fallon 1	1,073	108	10.07%	105
O Fallon 2	1,114	105	9.43%	102
O Fallon 3	751	67	8.92%	63
O Fallon 4	647	37	5.72%	36
O Fallon 5	1,141	124	10.87%	120
O Fallon 6	905	92	10.17%	89
O Fallon 7	1,196	136	11.37%	134
O Fallon 8	1,502	147	9.79%	146
O Fallon 9	1,172	101	8.62%	100
O Fallon 10	1,239	133	10.73%	132
O Fallon 11	1,304	91	6.98%	89
O Fallon 12	1,503	174	11.58%	167
O Fallon 13	1,292	121	9.37%	117
O Fallon 14	849	57	6.71%	54

	REGISTERED VOTERS	BALLOTS CAST	TURNOUT	JB PRITZKER CHRISTIAN MITCHELL
O Fallon 15	1,459	152	10.42%	143
O Fallon 16	1,634	127	7.77%	123
O Fallon 17	1,011	125	12.36%	123
O Fallon 18	738	73	9.89%	67
O'Fallon Township	20,530	1,970	9.60%	1,910
Prairie Du Long 1	793	56	7.06%	47
Prairie Du Long 2	1,377	126	9.15%	106
Prairie Du Long Township	2,170	182	8.39%	153
St Clair 1	1,477	127	8.60%	121
St Clair 2	756	67	8.86%	63
St Clair 3	1,323	138	10.43%	130
St Clair 4	690	56	8.12%	50
St Clair 5	871	90	10.33%	82
St Clair 6	1,407	185	13.15%	176
St Clair 7	1,313	118	8.99%	114
St Clair 8	1,122	146	13.01%	143
St Clair 9	929	71	7.64%	69
St Clair 10	1,346	135	10.03%	129
St Clair 11	834	89	10.67%	75
St Clair 12	1,208	104	8.61%	100
St Clair 13	791	115	14.54%	106
St Clair 14	1,494	192	12.85%	177
St Clair 15	1,403	146	10.41%	139
St Clair 16	1,258	139	11.05%	136
St Clair 17	940	103	10.96%	100
St Clair 18	974	138	14.17%	130
St Clair 19	937	107	11.42%	106
St Clair 20	763	85	11.14%	80
St Clair 21	953	115	12.07%	112
St Clair 22	1,409	146	10.36%	144
St Clair 23	1,616	231	14.29%	225
St Clair 24	1,764	281	15.93%	279
St. Clair Township	27,578	3,124	11.33%	2,986
Shiloh Valley 1	1,578	135	8.56%	131
Shiloh Valley 2	1,678	94	5.60%	93
Shiloh Valley 3	1,198	103	8.60%	99
Shiloh Valley 4	818	67	8.19%	65
Shiloh Valley 5	1,623	180	11.09%	175
Shiloh Valley Township	6,895	579	8.40%	563
Smithton 1	1,354	152	11.23%	122
Smithton 2	820	73	8.90%	64
Smithton 3	1,225	80	6.53%	69
Smithton Township	3,399	305	8.97%	255
Stites 1	363	55	15.15%	53
Stites Township	363	55	15.15%	53
Stookey 1	1,766	145	8.21%	127
Stookey 2	1,258	185	14.71%	175
Stookey 3	892	90	10.09%	84
Stookey 4	672	89	13.24%	87
Stookey 5	1,408	150	10.65%	136
Stookey 6	957	66	6.90%	63
Stookey 7	940	110	11.70%	107
Stookey Township	7,893	835	10.58%	779
Sugar Loaf 1	1,253	71	5.67%	65
Sugar Loaf 2	623	43	6.90%	31
Sugar Loaf 3	1,353	77	5.69%	71

	REGISTERED VOTERS	BALLOTS CAST	TURNOUT	JB PRITZKER CHRISTIAN MITCHELL
Sugar Loaf 4	737	34	4.61%	24
Sugar Loaf 5	924	39	4.22%	32
Sugar Loaf Township	4,890	264	5.40%	223
ST. CLAIR COUNTY, ILLINOIS	172,200	17,097	9.93%	16,063

GENERAL PRIMARY
Tuesday, March 17, 2026

STATE OF ILLINOIS
FOR ATTORNEY GENERAL
(Vote for ONE)

	REGISTERED VOTERS	BALLOTS CAST	TURNOUT	KWAME RAOUL
Belleville 1	1,224	94	7.68%	85
Belleville 2	1,187	112	9.44%	105
Belleville 3	1,305	109	8.35%	100
Belleville 4	1,231	126	10.24%	114
Belleville 5	1,487	191	12.84%	168
Belleville 6	731	52	7.11%	46
Belleville 7	1,433	118	8.23%	101
Belleville 8	1,065	112	10.52%	101
Belleville 9	912	99	10.86%	86
Belleville 10	1,145	143	12.49%	129
Belleville 11	1,525	142	9.31%	134
Belleville 12	1,310	130	9.92%	115
Belleville 13	892	93	10.43%	85
Belleville 14	977	144	14.74%	131
Belleville 15	1,295	160	12.36%	148
Belleville 16	1,144	138	12.06%	128
Belleville 17	1,119	107	9.56%	99
Belleville 18	1,006	109	10.83%	103
Belleville 19	1,661	125	7.53%	113
Belleville 20	1,495	119	7.96%	112
Belleville 21	1,151	127	11.03%	114
Belleville 22	1,247	186	14.92%	170
Belleville 23	968	125	12.91%	114
Belleville 24	1,402	160	11.41%	155
Belleville 25	828	62	7.49%	59
Belleville Township	29,740	3,083	10.37%	2,815
Canteen 1	1,061	97	9.14%	79
Canteen 2	1,101	124	11.26%	114
Canteen 3	965	209	21.66%	158
Canteen 4	528	158	29.92%	128
Canteen 5	515	18	3.50%	17
Canteen Township	4,170	606	14.53%	496
Caseyville 1	1,117	107	9.58%	96
Caseyville 2	2,002	247	12.34%	230
Caseyville 3	1,338	151	11.29%	145
Caseyville 4	1,299	183	14.09%	165
Caseyville 5	1,661	169	10.17%	159
Caseyville 6	1,638	127	7.75%	120
Caseyville 7	1,308	108	8.26%	101
Caseyville 8	1,516	218	14.38%	200
Caseyville 9	864	93	10.76%	84
Caseyville 10	1,230	147	11.95%	138
Caseyville 11	1,100	136	12.36%	132
Caseyville 12	1,512	139	9.19%	131
Caseyville 13	960	152	15.83%	141
Caseyville 14	1,797	270	15.03%	262
Caseyville 15	1,198	139	11.60%	132
Caseyville 16	441	49	11.11%	46
Caseyville 17	905	84	9.28%	75
Caseyville 18	1,489	189	12.69%	176
Caseyville 19	763	138	18.09%	128
Caseyville 20	478	49	10.25%	43
Caseyville 21	994	90	9.05%	84
Caseyville 22	1,433	246	17.17%	223

REGISTERED VOTERS BALLOTS CAST TURNOUT KWAME RAOUL

	REGISTERED VOTERS	BALLOTS CAST	TURNOUT	KWAME RAOUL
Caseyville Township	27,043	3,231	11.95%	3,011
Centreville 1	1,088	148	13.60%	135
Centreville 2	1,019	78	7.65%	67
Centreville 3	1,492	175	11.73%	151
Centreville 4	845	133	15.74%	117
Centreville 5	1,309	100	7.64%	91
Centreville 6	1,233	197	15.98%	171
Centreville 7	1,806	97	5.37%	85
Centreville 8	1,101	108	9.81%	101
Centreville 9	1,534	164	10.69%	123
Centreville 10	1,164	81	6.96%	69
Centreville Township	12,591	1,281	10.17%	1,110
Engelmann 1	564	24	4.26%	22
Engelmann Township	564	24	4.26%	22
Fayetteville 1	435	15	3.45%	13
Fayetteville 2	684	22	3.22%	21
Fayetteville Township	1,119	37	3.31%	34
Freeburg 1	1,342	77	5.74%	66
Freeburg 2	1,268	81	6.39%	65
Freeburg 3	1,293	77	5.96%	66
Freeburg Township	3,903	235	6.02%	197
Lebanon 1	1,655	149	9.00%	136
Lebanon 2	806	54	6.70%	45
Lebanon 3	485	17	3.51%	16
Lebanon Township	2,946	220	7.47%	197
Lenzburg 1	668	28	4.19%	23
Lenzburg Township	668	28	4.19%	23
Marissa 1	1,582	52	3.29%	43
Marissa Township	1,582	52	3.29%	43
Mascoutah 1	1,262	60	4.75%	59
Mascoutah 2	1,834	105	5.73%	99
Mascoutah 3	2,239	119	5.31%	103
Mascoutah 4	1,482	111	7.49%	99
Mascoutah Township	6,817	395	5.79%	360
Millstadt 1	1,246	110	8.83%	94
Millstadt 2	1,610	141	8.76%	113
Millstadt 3	594	53	8.92%	46
Millstadt 4	873	85	9.74%	73
Millstadt 5	1,152	125	10.85%	96
Millstadt Township	5,475	514	9.39%	422
New Athens 1	863	33	3.82%	32
New Athens 2	1,001	44	4.40%	41
New Athens Township	1,864	77	4.13%	73
O Fallon 1	1,073	108	10.07%	100
O Fallon 2	1,114	105	9.43%	101
O Fallon 3	751	67	8.92%	59
O Fallon 4	647	37	5.72%	34
O Fallon 5	1,141	124	10.87%	120
O Fallon 6	905	92	10.17%	87
O Fallon 7	1,196	136	11.37%	123
O Fallon 8	1,502	147	9.79%	140
O Fallon 9	1,172	101	8.62%	97
O Fallon 10	1,239	133	10.73%	125
O Fallon 11	1,304	91	6.98%	85
O Fallon 12	1,503	174	11.58%	161
O Fallon 13	1,292	121	9.37%	113
O Fallon 14	849	57	6.71%	47

	REGISTERED VOTERS	BALLOTS CAST	TURNOUT	KWAME RAOUL
O Fallon 15	1,459	152	10.42%	142
O Fallon 16	1,634	127	7.77%	119
O Fallon 17	1,011	125	12.36%	118
O Fallon 18	738	73	9.89%	66
O'Fallon Township	20,530	1,970	9.60%	1,837
Prairie Du Long 1	793	56	7.06%	45
Prairie Du Long 2	1,377	126	9.15%	104
Prairie Du Long Township	2,170	182	8.39%	149
St Clair 1	1,477	127	8.60%	114
St Clair 2	756	67	8.86%	61
St Clair 3	1,323	138	10.43%	127
St Clair 4	690	56	8.12%	49
St Clair 5	871	90	10.33%	79
St Clair 6	1,407	185	13.15%	175
St Clair 7	1,313	118	8.99%	113
St Clair 8	1,122	146	13.01%	135
St Clair 9	929	71	7.64%	64
St Clair 10	1,346	135	10.03%	126
St Clair 11	834	89	10.67%	69
St Clair 12	1,208	104	8.61%	95
St Clair 13	791	115	14.54%	103
St Clair 14	1,494	192	12.85%	176
St Clair 15	1,403	146	10.41%	134
St Clair 16	1,258	139	11.05%	132
St Clair 17	940	103	10.96%	93
St Clair 18	974	138	14.17%	125
St Clair 19	937	107	11.42%	102
St Clair 20	763	85	11.14%	74
St Clair 21	953	115	12.07%	110
St Clair 22	1,409	146	10.36%	139
St Clair 23	1,616	231	14.29%	224
St Clair 24	1,764	281	15.93%	268
St. Clair Township	27,578	3,124	11.33%	2,887
Shiloh Valley 1	1,578	135	8.56%	129
Shiloh Valley 2	1,678	94	5.60%	93
Shiloh Valley 3	1,198	103	8.60%	92
Shiloh Valley 4	818	67	8.19%	61
Shiloh Valley 5	1,623	180	11.09%	175
Shiloh Valley Township	6,895	579	8.40%	550
Smithton 1	1,354	152	11.23%	127
Smithton 2	820	73	8.90%	60
Smithton 3	1,225	80	6.53%	70
Smithton Township	3,399	305	8.97%	257
Stites 1	363	55	15.15%	46
Stites Township	363	55	15.15%	46
Stookey 1	1,766	145	8.21%	124
Stookey 2	1,258	185	14.71%	168
Stookey 3	892	90	10.09%	79
Stookey 4	672	89	13.24%	86
Stookey 5	1,408	150	10.65%	131
Stookey 6	957	66	6.90%	61
Stookey 7	940	110	11.70%	99
Stookey Township	7,893	835	10.58%	748
Sugar Loaf 1	1,253	71	5.67%	68
Sugar Loaf 2	623	43	6.90%	30
Sugar Loaf 3	1,353	77	5.69%	65

	REGISTERED VOTERS	BALLOTS CAST	TURNOUT	KWAME RAOUL
Sugar Loaf 4	737	34	4.61%	26
Sugar Loaf 5	924	39	4.22%	33
Sugar Loaf Township	4,890	264	5.40%	222
ST. CLAIR COUNTY, ILLINOIS	172,200	17,097	9.93%	15,499

GENERAL PRIMARY
Tuesday, March 17, 2026

STATE OF ILLINOIS
FOR SECRETARY OF STATE
(Vote for ONE)

	REGISTERED VOTERS	BALLOTS CAST	TURNOUT	ALEXI GIANNOULIAS
Belleville 1	1,224	94	7.68%	89
Belleville 2	1,187	112	9.44%	106
Belleville 3	1,305	109	8.35%	101
Belleville 4	1,231	126	10.24%	116
Belleville 5	1,487	191	12.84%	168
Belleville 6	731	52	7.11%	46
Belleville 7	1,433	118	8.23%	111
Belleville 8	1,065	112	10.52%	102
Belleville 9	912	99	10.86%	92
Belleville 10	1,145	143	12.49%	134
Belleville 11	1,525	142	9.31%	137
Belleville 12	1,310	130	9.92%	121
Belleville 13	892	93	10.43%	84
Belleville 14	977	144	14.74%	136
Belleville 15	1,295	160	12.36%	150
Belleville 16	1,144	138	12.06%	131
Belleville 17	1,119	107	9.56%	102
Belleville 18	1,006	109	10.83%	102
Belleville 19	1,661	125	7.53%	117
Belleville 20	1,495	119	7.96%	112
Belleville 21	1,151	127	11.03%	112
Belleville 22	1,247	186	14.92%	176
Belleville 23	968	125	12.91%	118
Belleville 24	1,402	160	11.41%	154
Belleville 25	828	62	7.49%	59
Belleville Township	29,740	3,083	10.37%	2,876
Canteen 1	1,061	97	9.14%	86
Canteen 2	1,101	124	11.26%	115
Canteen 3	965	209	21.66%	162
Canteen 4	528	158	29.92%	125
Canteen 5	515	18	3.50%	18
Canteen Township	4,170	606	14.53%	506
Caseyville 1	1,117	107	9.58%	98
Caseyville 2	2,002	247	12.34%	229
Caseyville 3	1,338	151	11.29%	145
Caseyville 4	1,299	183	14.09%	172
Caseyville 5	1,661	169	10.17%	160
Caseyville 6	1,638	127	7.75%	120
Caseyville 7	1,308	108	8.26%	105
Caseyville 8	1,516	218	14.38%	206
Caseyville 9	864	93	10.76%	87
Caseyville 10	1,230	147	11.95%	140
Caseyville 11	1,100	136	12.36%	132
Caseyville 12	1,512	139	9.19%	127
Caseyville 13	960	152	15.83%	146
Caseyville 14	1,797	270	15.03%	262
Caseyville 15	1,198	139	11.60%	133
Caseyville 16	441	49	11.11%	47
Caseyville 17	905	84	9.28%	79
Caseyville 18	1,489	189	12.69%	180
Caseyville 19	763	138	18.09%	130
Caseyville 20	478	49	10.25%	44
Caseyville 21	994	90	9.05%	87
Caseyville 22	1,433	246	17.17%	231

	REGISTERED VOTERS	BALLOTS CAST	TURNOUT	ALEXI GIANNOLIULIAS
Caseyville Township	27,043	3,231	11.95%	3,060
Centreville 1	1,088	148	13.60%	139
Centreville 2	1,019	78	7.65%	72
Centreville 3	1,492	175	11.73%	160
Centreville 4	845	133	15.74%	121
Centreville 5	1,309	100	7.64%	95
Centreville 6	1,233	197	15.98%	175
Centreville 7	1,806	97	5.37%	84
Centreville 8	1,101	108	9.81%	100
Centreville 9	1,534	164	10.69%	123
Centreville 10	1,164	81	6.96%	71
Centreville Township	12,591	1,281	10.17%	1,140
Engelmann 1	564	24	4.26%	22
Engelmann Township	564	24	4.26%	22
Fayetteville 1	435	15	3.45%	14
Fayetteville 2	684	22	3.22%	21
Fayetteville Township	1,119	37	3.31%	35
Freeburg 1	1,342	77	5.74%	70
Freeburg 2	1,268	81	6.39%	68
Freeburg 3	1,293	77	5.96%	67
Freeburg Township	3,903	235	6.02%	205
Lebanon 1	1,655	149	9.00%	140
Lebanon 2	806	54	6.70%	49
Lebanon 3	485	17	3.51%	17
Lebanon Township	2,946	220	7.47%	206
Lenzburg 1	668	28	4.19%	26
Lenzburg Township	668	28	4.19%	26
Marissa 1	1,582	52	3.29%	46
Marissa Township	1,582	52	3.29%	46
Mascoutah 1	1,262	60	4.75%	60
Mascoutah 2	1,834	105	5.73%	99
Mascoutah 3	2,239	119	5.31%	109
Mascoutah 4	1,482	111	7.49%	101
Mascoutah Township	6,817	395	5.79%	369
Millstadt 1	1,246	110	8.83%	99
Millstadt 2	1,610	141	8.76%	119
Millstadt 3	594	53	8.92%	49
Millstadt 4	873	85	9.74%	72
Millstadt 5	1,152	125	10.85%	102
Millstadt Township	5,475	514	9.39%	441
New Athens 1	863	33	3.82%	32
New Athens 2	1,001	44	4.40%	42
New Athens Township	1,864	77	4.13%	74
O Fallon 1	1,073	108	10.07%	103
O Fallon 2	1,114	105	9.43%	100
O Fallon 3	751	67	8.92%	61
O Fallon 4	647	37	5.72%	35
O Fallon 5	1,141	124	10.87%	119
O Fallon 6	905	92	10.17%	91
O Fallon 7	1,196	136	11.37%	123
O Fallon 8	1,502	147	9.79%	141
O Fallon 9	1,172	101	8.62%	99
O Fallon 10	1,239	133	10.73%	126
O Fallon 11	1,304	91	6.98%	87
O Fallon 12	1,503	174	11.58%	165
O Fallon 13	1,292	121	9.37%	117
O Fallon 14	849	57	6.71%	48

	REGISTERED VOTERS	BALLOTS CAST	TURNOUT	ALEXI GIANNOULIAS
O Fallon 15	1,459	152	10.42%	143
O Fallon 16	1,634	127	7.77%	121
O Fallon 17	1,011	125	12.36%	121
O Fallon 18	738	73	9.89%	66
O'Fallon Township	20,530	1,970	9.60%	1,866
Prairie Du Long 1	793	56	7.06%	48
Prairie Du Long 2	1,377	126	9.15%	106
Prairie Du Long Township	2,170	182	8.39%	154
St Clair 1	1,477	127	8.60%	119
St Clair 2	756	67	8.86%	64
St Clair 3	1,323	138	10.43%	129
St Clair 4	690	56	8.12%	52
St Clair 5	871	90	10.33%	81
St Clair 6	1,407	185	13.15%	177
St Clair 7	1,313	118	8.99%	114
St Clair 8	1,122	146	13.01%	138
St Clair 9	929	71	7.64%	67
St Clair 10	1,346	135	10.03%	128
St Clair 11	834	89	10.67%	76
St Clair 12	1,208	104	8.61%	97
St Clair 13	791	115	14.54%	106
St Clair 14	1,494	192	12.85%	181
St Clair 15	1,403	146	10.41%	136
St Clair 16	1,258	139	11.05%	131
St Clair 17	940	103	10.96%	92
St Clair 18	974	138	14.17%	125
St Clair 19	937	107	11.42%	103
St Clair 20	763	85	11.14%	75
St Clair 21	953	115	12.07%	111
St Clair 22	1,409	146	10.36%	138
St Clair 23	1,616	231	14.29%	222
St Clair 24	1,764	281	15.93%	272
St. Clair Township	27,578	3,124	11.33%	2,934
Shiloh Valley 1	1,578	135	8.56%	132
Shiloh Valley 2	1,678	94	5.60%	91
Shiloh Valley 3	1,198	103	8.60%	93
Shiloh Valley 4	818	67	8.19%	61
Shiloh Valley 5	1,623	180	11.09%	174
Shiloh Valley Township	6,895	579	8.40%	551
Smithton 1	1,354	152	11.23%	127
Smithton 2	820	73	8.90%	64
Smithton 3	1,225	80	6.53%	73
Smithton Township	3,399	305	8.97%	264
Stites 1	363	55	15.15%	46
Stites Township	363	55	15.15%	46
Stookey 1	1,766	145	8.21%	125
Stookey 2	1,258	185	14.71%	167
Stookey 3	892	90	10.09%	81
Stookey 4	672	89	13.24%	86
Stookey 5	1,408	150	10.65%	136
Stookey 6	957	66	6.90%	61
Stookey 7	940	110	11.70%	99
Stookey Township	7,893	835	10.58%	755
Sugar Loaf 1	1,253	71	5.67%	65
Sugar Loaf 2	623	43	6.90%	32
Sugar Loaf 3	1,353	77	5.69%	71

	REGISTERED VOTERS	BALLOTS CAST	TURNOUT	ALEXI GIANNOULIAS
Sugar Loaf 4	737	34	4.61%	27
Sugar Loaf 5	924	39	4.22%	34
Sugar Loaf Township	4,890	264	5.40%	229
ST. CLAIR COUNTY, ILLINOIS	172,200	17,097	9.93%	15,805

GENERAL PRIMARY
Tuesday, March 17, 2026

STATE OF ILLINOIS
FOR COMPTROLLER
(Vote for ONE)

	REGISTERED VOTERS	BALLOTS CAST	TURNOUT	KARINA VILLA	STEPHANIE A. KIFOWIT	HOLLY KIM	MARGARET CROKE
Belleville 1	1,224	94	7.68%	26	9	26	29
Belleville 2	1,187	112	9.44%	35	14	30	27
Belleville 3	1,305	109	8.35%	27	19	30	26
Belleville 4	1,231	126	10.24%	31	13	44	25
Belleville 5	1,487	191	12.84%	43	16	46	67
Belleville 6	731	52	7.11%	13	8	13	11
Belleville 7	1,433	118	8.23%	31	30	31	19
Belleville 8	1,065	112	10.52%	38	12	32	20
Belleville 9	912	99	10.86%	27	15	25	20
Belleville 10	1,145	143	12.49%	26	25	36	36
Belleville 11	1,525	142	9.31%	44	18	40	32
Belleville 12	1,310	130	9.92%	38	11	36	33
Belleville 13	892	93	10.43%	30	9	24	19
Belleville 14	977	144	14.74%	38	19	31	32
Belleville 15	1,295	160	12.36%	59	18	30	41
Belleville 16	1,144	138	12.06%	27	22	34	34
Belleville 17	1,119	107	9.56%	37	7	28	24
Belleville 18	1,006	109	10.83%	24	8	26	39
Belleville 19	1,661	125	7.53%	38	16	31	30
Belleville 20	1,495	119	7.96%	30	25	37	21
Belleville 21	1,151	127	11.03%	33	12	38	30
Belleville 22	1,247	186	14.92%	55	20	59	42
Belleville 23	968	125	12.91%	29	17	47	24
Belleville 24	1,402	160	11.41%	45	12	48	45
Belleville 25	828	62	7.49%	11	8	22	19
Belleville Township	29,740	3,083	10.37%	835	383	844	745
Canteen 1	1,061	97	9.14%	38	5	16	23
Canteen 2	1,101	124	11.26%	30	15	26	39
Canteen 3	965	209	21.66%	33	24	35	82
Canteen 4	528	158	29.92%	27	18	11	83
Canteen 5	515	18	3.50%	7	0	3	6
Canteen Township	4,170	606	14.53%	135	62	91	233
Caseyville 1	1,117	107	9.58%	29	12	20	39
Caseyville 2	2,002	247	12.34%	63	30	64	60
Caseyville 3	1,338	151	11.29%	37	16	35	51
Caseyville 4	1,299	183	14.09%	38	33	47	54
Caseyville 5	1,661	169	10.17%	33	26	43	55
Caseyville 6	1,638	127	7.75%	21	18	37	46
Caseyville 7	1,308	108	8.26%	25	16	17	41
Caseyville 8	1,516	218	14.38%	63	25	45	75
Caseyville 9	864	93	10.76%	26	6	16	40
Caseyville 10	1,230	147	11.95%	39	19	36	46
Caseyville 11	1,100	136	12.36%	31	21	35	44
Caseyville 12	1,512	139	9.19%	25	14	51	44
Caseyville 13	960	152	15.83%	44	17	32	46
Caseyville 14	1,797	270	15.03%	69	34	69	75
Caseyville 15	1,198	139	11.60%	45	19	29	38
Caseyville 16	441	49	11.11%	14	5	10	20
Caseyville 17	905	84	9.28%	25	11	15	28
Caseyville 18	1,489	189	12.69%	38	24	47	66
Caseyville 19	763	138	18.09%	39	17	29	39
Caseyville 20	478	49	10.25%	10	10	5	19
Caseyville 21	994	90	9.05%	30	16	14	21
Caseyville 22	1,433	246	17.17%	63	19	73	72

	REGISTERED VOTERS	BALLOTS CAST	TURNOUT	KARINA VILLA	STEPHANIE A. KIFOWIT	HOLLY KIM	MARGARET CROKE
Caseyville Township	27,043	3,231	11.95%	807	408	769	1,019
Centreville 1	1,088	148	13.60%	28	16	24	65
Centreville 2	1,019	78	7.65%	15	8	11	37
Centreville 3	1,492	175	11.73%	46	21	24	51
Centreville 4	845	133	15.74%	37	14	36	25
Centreville 5	1,309	100	7.64%	28	20	14	27
Centreville 6	1,233	197	15.98%	43	23	39	70
Centreville 7	1,806	97	5.37%	21	14	26	27
Centreville 8	1,101	108	9.81%	19	6	14	59
Centreville 9	1,534	164	10.69%	34	18	24	72
Centreville 10	1,164	81	6.96%	19	11	24	14
Centreville Township	12,591	1,281	10.17%	290	151	236	447
Engelmann 1	564	24	4.26%	6	4	5	8
Engelmann Township	564	24	4.26%	6	4	5	8
Fayetteville 1	435	15	3.45%	4	2	5	3
Fayetteville 2	684	22	3.22%	4	4	8	4
Fayetteville Township	1,119	37	3.31%	8	6	13	7
Freeburg 1	1,342	77	5.74%	14	8	22	24
Freeburg 2	1,268	81	6.39%	15	10	23	23
Freeburg 3	1,293	77	5.96%	16	7	22	24
Freeburg Township	3,903	235	6.02%	45	25	67	71
Lebanon 1	1,655	149	9.00%	49	16	34	38
Lebanon 2	806	54	6.70%	14	12	10	12
Lebanon 3	485	17	3.51%	2	0	7	6
Lebanon Township	2,946	220	7.47%	65	28	51	56
Lenzburg 1	668	28	4.19%	7	4	7	7
Lenzburg Township	668	28	4.19%	7	4	7	7
Marissa 1	1,582	52	3.29%	15	6	12	9
Marissa Township	1,582	52	3.29%	15	6	12	9
Mascoutah 1	1,262	60	4.75%	21	9	13	14
Mascoutah 2	1,834	105	5.73%	26	14	21	34
Mascoutah 3	2,239	119	5.31%	31	11	36	31
Mascoutah 4	1,482	111	7.49%	23	8	33	38
Mascoutah Township	6,817	395	5.79%	101	42	103	117
Millstadt 1	1,246	110	8.83%	19	17	26	32
Millstadt 2	1,610	141	8.76%	36	18	41	25
Millstadt 3	594	53	8.92%	13	8	13	10
Millstadt 4	873	85	9.74%	14	8	26	28
Millstadt 5	1,152	125	10.85%	21	18	28	26
Millstadt Township	5,475	514	9.39%	103	69	134	121
New Athens 1	863	33	3.82%	2	1	7	19
New Athens 2	1,001	44	4.40%	18	6	10	7
New Athens Township	1,864	77	4.13%	20	7	17	26
O Fallon 1	1,073	108	10.07%	29	16	31	27
O Fallon 2	1,114	105	9.43%	37	9	34	24
O Fallon 3	751	67	8.92%	13	5	25	21
O Fallon 4	647	37	5.72%	4	3	10	17
O Fallon 5	1,141	124	10.87%	38	10	31	32
O Fallon 6	905	92	10.17%	27	4	33	26
O Fallon 7	1,196	136	11.37%	44	10	43	28
O Fallon 8	1,502	147	9.79%	44	21	39	35
O Fallon 9	1,172	101	8.62%	28	10	23	31
O Fallon 10	1,239	133	10.73%	36	18	39	36
O Fallon 11	1,304	91	6.98%	20	14	22	26
O Fallon 12	1,503	174	11.58%	45	23	51	39
O Fallon 13	1,292	121	9.37%	31	20	31	28
O Fallon 14	849	57	6.71%	12	5	13	22

	REGISTERED VOTERS	BALLOTS CAST	TURNOUT	KARINA VILLA	STEPHANIE A. KIFOWIT	HOLLY KIM	MARGARET CROKE
O Fallon 15	1,459	152	10.42%	46	27	52	16
O Fallon 16	1,634	127	7.77%	25	24	39	29
O Fallon 17	1,011	125	12.36%	37	10	35	33
O Fallon 18	738	73	9.89%	17	6	18	20
O'Fallon Township	20,530	1,970	9.60%	533	235	569	490
Prairie Du Long 1	793	56	7.06%	9	7	7	20
Prairie Du Long 2	1,377	126	9.15%	29	12	29	30
Prairie Du Long Township	2,170	182	8.39%	38	19	36	50
St Clair 1	1,477	127	8.60%	39	14	20	44
St Clair 2	756	67	8.86%	14	4	22	23
St Clair 3	1,323	138	10.43%	32	18	35	43
St Clair 4	690	56	8.12%	11	6	12	21
St Clair 5	871	90	10.33%	26	9	25	25
St Clair 6	1,407	185	13.15%	45	22	52	45
St Clair 7	1,313	118	8.99%	26	15	19	45
St Clair 8	1,122	146	13.01%	37	17	41	39
St Clair 9	929	71	7.64%	23	3	16	24
St Clair 10	1,346	135	10.03%	47	13	36	32
St Clair 11	834	89	10.67%	16	10	13	37
St Clair 12	1,208	104	8.61%	24	14	31	25
St Clair 13	791	115	14.54%	28	17	34	28
St Clair 14	1,494	192	12.85%	42	21	48	58
St Clair 15	1,403	146	10.41%	46	13	32	39
St Clair 16	1,258	139	11.05%	27	16	29	61
St Clair 17	940	103	10.96%	18	17	28	31
St Clair 18	974	138	14.17%	22	14	31	58
St Clair 19	937	107	11.42%	30	12	29	23
St Clair 20	763	85	11.14%	11	11	24	30
St Clair 21	953	115	12.07%	35	11	30	32
St Clair 22	1,409	146	10.36%	60	19	31	30
St Clair 23	1,616	231	14.29%	59	23	63	67
St Clair 24	1,764	281	15.93%	68	32	78	81
St. Clair Township	27,578	3,124	11.33%	786	351	779	941
Shiloh Valley 1	1,578	135	8.56%	32	19	33	37
Shiloh Valley 2	1,678	94	5.60%	29	8	34	20
Shiloh Valley 3	1,198	103	8.60%	38	11	23	20
Shiloh Valley 4	818	67	8.19%	22	7	19	16
Shiloh Valley 5	1,623	180	11.09%	47	17	47	62
Shiloh Valley Township	6,895	579	8.40%	168	62	156	155
Smithton 1	1,354	152	11.23%	37	13	43	31
Smithton 2	820	73	8.90%	14	9	17	16
Smithton 3	1,225	80	6.53%	16	10	19	28
Smithton Township	3,399	305	8.97%	67	32	79	75
Stites 1	363	55	15.15%	7	3	6	25
Stites Township	363	55	15.15%	7	3	6	25
Stookey 1	1,766	145	8.21%	24	14	51	34
Stookey 2	1,258	185	14.71%	48	26	62	28
Stookey 3	892	90	10.09%	27	9	26	20
Stookey 4	672	89	13.24%	22	7	22	24
Stookey 5	1,408	150	10.65%	24	24	46	40
Stookey 6	957	66	6.90%	18	6	15	20
Stookey 7	940	110	11.70%	23	7	28	38
Stookey Township	7,893	835	10.58%	186	93	250	204
Sugar Loaf 1	1,253	71	5.67%	17	6	23	15
Sugar Loaf 2	623	43	6.90%	8	6	12	10
Sugar Loaf 3	1,353	77	5.69%	24	7	14	19

	REGISTERED VOTERS	BALLOTS CAST	TURNOUT	KARINA VILLA	STEPHANIE A. KIFOWIT	HOLLY KIM	MARGARET CROKE
Sugar Loaf 4	737	34	4.61%	11	2	8	6
Sugar Loaf 5	924	39	4.22%	13	5	10	5
Sugar Loaf Township	4,890	264	5.40%	73	26	67	55
ST. CLAIR COUNTY, ILLINOIS	172,200	17,097	9.93%	4,295	2,016	4,291	4,861

GENERAL PRIMARY
Tuesday, March 17, 2026

STATE OF ILLINOIS
FOR TREASURER
(Vote for ONE)

	REGISTERED VOTERS	BALLOTS CAST	TURNOUT	MICHAEL W. FRERICHS
Belleville 1	1,224	94	7.68%	87
Belleville 2	1,187	112	9.44%	103
Belleville 3	1,305	109	8.35%	99
Belleville 4	1,231	126	10.24%	109
Belleville 5	1,487	191	12.84%	168
Belleville 6	731	52	7.11%	44
Belleville 7	1,433	118	8.23%	99
Belleville 8	1,065	112	10.52%	97
Belleville 9	912	99	10.86%	86
Belleville 10	1,145	143	12.49%	127
Belleville 11	1,525	142	9.31%	131
Belleville 12	1,310	130	9.92%	117
Belleville 13	892	93	10.43%	85
Belleville 14	977	144	14.74%	125
Belleville 15	1,295	160	12.36%	143
Belleville 16	1,144	138	12.06%	126
Belleville 17	1,119	107	9.56%	96
Belleville 18	1,006	109	10.83%	104
Belleville 19	1,661	125	7.53%	108
Belleville 20	1,495	119	7.96%	114
Belleville 21	1,151	127	11.03%	108
Belleville 22	1,247	186	14.92%	168
Belleville 23	968	125	12.91%	115
Belleville 24	1,402	160	11.41%	146
Belleville 25	828	62	7.49%	60
Belleville Township	29,740	3,083	10.37%	2,765
Canteen 1	1,061	97	9.14%	81
Canteen 2	1,101	124	11.26%	110
Canteen 3	965	209	21.66%	140
Canteen 4	528	158	29.92%	114
Canteen 5	515	18	3.50%	16
Canteen Township	4,170	606	14.53%	461
Caseyville 1	1,117	107	9.58%	95
Caseyville 2	2,002	247	12.34%	219
Caseyville 3	1,338	151	11.29%	140
Caseyville 4	1,299	183	14.09%	169
Caseyville 5	1,661	169	10.17%	160
Caseyville 6	1,638	127	7.75%	121
Caseyville 7	1,308	108	8.26%	100
Caseyville 8	1,516	218	14.38%	197
Caseyville 9	864	93	10.76%	87
Caseyville 10	1,230	147	11.95%	138
Caseyville 11	1,100	136	12.36%	130
Caseyville 12	1,512	139	9.19%	130
Caseyville 13	960	152	15.83%	139
Caseyville 14	1,797	270	15.03%	253
Caseyville 15	1,198	139	11.60%	128
Caseyville 16	441	49	11.11%	46
Caseyville 17	905	84	9.28%	75
Caseyville 18	1,489	189	12.69%	176
Caseyville 19	763	138	18.09%	125
Caseyville 20	478	49	10.25%	42
Caseyville 21	994	90	9.05%	83
Caseyville 22	1,433	246	17.17%	228

	REGISTERED VOTERS	BALLOTS CAST	TURNOUT	MICHAEL W. FRERICHS
Caseyville Township	27,043	3,231	11.95%	2,981
Centreville 1	1,088	148	13.60%	131
Centreville 2	1,019	78	7.65%	72
Centreville 3	1,492	175	11.73%	137
Centreville 4	845	133	15.74%	115
Centreville 5	1,309	100	7.64%	86
Centreville 6	1,233	197	15.98%	166
Centreville 7	1,806	97	5.37%	79
Centreville 8	1,101	108	9.81%	97
Centreville 9	1,534	164	10.69%	119
Centreville 10	1,164	81	6.96%	64
Centreville Township	12,591	1,281	10.17%	1,066
Engelmann 1	564	24	4.26%	22
Engelmann Township	564	24	4.26%	22
Fayetteville 1	435	15	3.45%	13
Fayetteville 2	684	22	3.22%	20
Fayetteville Township	1,119	37	3.31%	33
Freeburg 1	1,342	77	5.74%	68
Freeburg 2	1,268	81	6.39%	67
Freeburg 3	1,293	77	5.96%	65
Freeburg Township	3,903	235	6.02%	200
Lebanon 1	1,655	149	9.00%	142
Lebanon 2	806	54	6.70%	46
Lebanon 3	485	17	3.51%	17
Lebanon Township	2,946	220	7.47%	205
Lenzburg 1	668	28	4.19%	26
Lenzburg Township	668	28	4.19%	26
Marissa 1	1,582	52	3.29%	46
Marissa Township	1,582	52	3.29%	46
Mascoutah 1	1,262	60	4.75%	59
Mascoutah 2	1,834	105	5.73%	100
Mascoutah 3	2,239	119	5.31%	103
Mascoutah 4	1,482	111	7.49%	96
Mascoutah Township	6,817	395	5.79%	358
Millstadt 1	1,246	110	8.83%	99
Millstadt 2	1,610	141	8.76%	116
Millstadt 3	594	53	8.92%	43
Millstadt 4	873	85	9.74%	72
Millstadt 5	1,152	125	10.85%	97
Millstadt Township	5,475	514	9.39%	427
New Athens 1	863	33	3.82%	32
New Athens 2	1,001	44	4.40%	41
New Athens Township	1,864	77	4.13%	73
O Fallon 1	1,073	108	10.07%	101
O Fallon 2	1,114	105	9.43%	99
O Fallon 3	751	67	8.92%	61
O Fallon 4	647	37	5.72%	34
O Fallon 5	1,141	124	10.87%	111
O Fallon 6	905	92	10.17%	91
O Fallon 7	1,196	136	11.37%	124
O Fallon 8	1,502	147	9.79%	136
O Fallon 9	1,172	101	8.62%	97
O Fallon 10	1,239	133	10.73%	122
O Fallon 11	1,304	91	6.98%	84
O Fallon 12	1,503	174	11.58%	153
O Fallon 13	1,292	121	9.37%	111
O Fallon 14	849	57	6.71%	48

	REGISTERED VOTERS	BALLOTS CAST	TURNOUT	MICHAEL W. FRERICHS
O Fallon 15	1,459	152	10.42%	141
O Fallon 16	1,634	127	7.77%	119
O Fallon 17	1,011	125	12.36%	118
O Fallon 18	738	73	9.89%	61
O'Fallon Township	20,530	1,970	9.60%	1,811
Prairie Du Long 1	793	56	7.06%	43
Prairie Du Long 2	1,377	126	9.15%	100
Prairie Du Long Township	2,170	182	8.39%	143
St Clair 1	1,477	127	8.60%	115
St Clair 2	756	67	8.86%	61
St Clair 3	1,323	138	10.43%	126
St Clair 4	690	56	8.12%	49
St Clair 5	871	90	10.33%	82
St Clair 6	1,407	185	13.15%	169
St Clair 7	1,313	118	8.99%	113
St Clair 8	1,122	146	13.01%	135
St Clair 9	929	71	7.64%	61
St Clair 10	1,346	135	10.03%	125
St Clair 11	834	89	10.67%	74
St Clair 12	1,208	104	8.61%	93
St Clair 13	791	115	14.54%	102
St Clair 14	1,494	192	12.85%	174
St Clair 15	1,403	146	10.41%	131
St Clair 16	1,258	139	11.05%	125
St Clair 17	940	103	10.96%	95
St Clair 18	974	138	14.17%	120
St Clair 19	937	107	11.42%	101
St Clair 20	763	85	11.14%	72
St Clair 21	953	115	12.07%	109
St Clair 22	1,409	146	10.36%	140
St Clair 23	1,616	231	14.29%	212
St Clair 24	1,764	281	15.93%	267
St. Clair Township	27,578	3,124	11.33%	2,851
Shiloh Valley 1	1,578	135	8.56%	128
Shiloh Valley 2	1,678	94	5.60%	93
Shiloh Valley 3	1,198	103	8.60%	94
Shiloh Valley 4	818	67	8.19%	63
Shiloh Valley 5	1,623	180	11.09%	177
Shiloh Valley Township	6,895	579	8.40%	555
Smithton 1	1,354	152	11.23%	120
Smithton 2	820	73	8.90%	62
Smithton 3	1,225	80	6.53%	71
Smithton Township	3,399	305	8.97%	253
Stites 1	363	55	15.15%	42
Stites Township	363	55	15.15%	42
Stookey 1	1,766	145	8.21%	123
Stookey 2	1,258	185	14.71%	168
Stookey 3	892	90	10.09%	82
Stookey 4	672	89	13.24%	82
Stookey 5	1,408	150	10.65%	131
Stookey 6	957	66	6.90%	61
Stookey 7	940	110	11.70%	93
Stookey Township	7,893	835	10.58%	740
Sugar Loaf 1	1,253	71	5.67%	63
Sugar Loaf 2	623	43	6.90%	30
Sugar Loaf 3	1,353	77	5.69%	67

	REGISTERED VOTERS	BALLOTS CAST	TURNOUT	MICHAEL W. FRERICHS
Sugar Loaf 4	737	34	4.61%	26
Sugar Loaf 5	924	39	4.22%	32
Sugar Loaf Township	4,890	264	5.40%	218
ST. CLAIR COUNTY, ILLINOIS	172,200	17,097	9.93%	15,276

CANVASS OF VOTES

in St. Clair County, Illinois at the GENERAL PRIMARY on Tuesday, March 17, 2026

STATE OF ILLINOIS

COUNTY OF ST. CLAIR

STATE

I, Thomas Holbrook, St. Clair St Clair County Clerk, do hereby certify that the above is a correct copy of the Canvass of Votes Cast at the GENERAL PRIMARY held in St. Clair County on Tuesday, March 17, 2026. This canvass was made by the County Canvassing Board of St. Clair County.



Dated: Thursday, March 19, 2026 _____

GENERAL PRIMARY
Tuesday, March 17, 2026
Official Canvass
ST. CLAIR COUNTY, ILLINOIS



Democratic
CONGRESSIONAL

Dated: 19 of March, 2026

Issued by:

A handwritten signature in black ink that reads "Thomas Holbrook". The signature is written in a cursive style with a large, sweeping initial "T".

Thomas Holbrook
ST. CLAIR COUNTY, ILLINOIS
St Clair County Clerk

GENERAL PRIMARY
Tuesday, March 17, 2026

12TH CONGRESSIONAL DISTRICT
FOR REPRESENTATIVE IN CONGRESS
(Vote for ONE)

	REGISTERED VOTERS	BALLOTS CAST	TURNOUT	JULIE FORTIER
Belleville 5	1,487	191	12.84%	169
Belleville 20	1,495	119	7.96%	80
Belleville 22	1,247	186	14.92%	1
Belleville Township	4,229	496	11.73%	250
Caseyville 1	1,117	107	9.58%	96
Caseyville 6	1,638	127	7.75%	120
Caseyville 10	1,230	147	11.95%	85
Caseyville 11	1,100	136	12.36%	131
Caseyville 12	1,512	139	9.19%	71
Caseyville 18	1,489	189	12.69%	173
Caseyville 21	994	90	9.05%	81
Caseyville Township	9,080	935	10.30%	757
Centreville 8	1,101	108	9.81%	0
Centreville 10	1,164	81	6.96%	0
Centreville Township	2,265	189	8.34%	0
Engelmann 1	564	24	4.26%	22
Engelmann Township	564	24	4.26%	22
Fayetteville 1	435	15	3.45%	15
Fayetteville 2	684	22	3.22%	21
Fayetteville Township	1,119	37	3.31%	36
Freeburg 1	1,342	77	5.74%	68
Freeburg 2	1,268	81	6.39%	71
Freeburg 3	1,293	77	5.96%	66
Freeburg Township	3,903	235	6.02%	205
Lebanon 1	1,655	149	9.00%	141
Lebanon 2	806	54	6.70%	45
Lebanon 3	485	17	3.51%	17
Lebanon Township	2,946	220	7.47%	203
Lenzburg 1	668	28	4.19%	25
Lenzburg Township	668	28	4.19%	25
Marissa 1	1,582	52	3.29%	48
Marissa Township	1,582	52	3.29%	48
Mascoutah 1	1,262	60	4.75%	60
Mascoutah 2	1,834	105	5.73%	102
Mascoutah 3	2,239	119	5.31%	104
Mascoutah 4	1,482	111	7.49%	98
Mascoutah Township	6,817	395	5.79%	364
Millstadt 1	1,246	110	8.83%	96
Millstadt 2	1,610	141	8.76%	112
Millstadt 3	594	53	8.92%	46
Millstadt 4	873	85	9.74%	70
Millstadt 5	1,152	125	10.85%	93
Millstadt Township	5,475	514	9.39%	417
New Athens 1	863	33	3.82%	32
New Athens 2	1,001	44	4.40%	41
New Athens Township	1,864	77	4.13%	73
O Fallon 1	1,073	108	10.07%	99
O Fallon 2	1,114	105	9.43%	6
O Fallon 3	751	67	8.92%	62
O Fallon 4	647	37	5.72%	34
O Fallon 5	1,141	124	10.87%	114
O Fallon 6	905	92	10.17%	88
O Fallon 7	1,196	136	11.37%	129
O Fallon 8	1,502	147	9.79%	143

	REGISTERED VOTERS	BALLOTS CAST	TURNOUT	JULIE FORTIER
O Fallon 9	1,172	101	8.62%	99
O Fallon 11	1,304	91	6.98%	86
O Fallon 12	1,503	174	11.58%	162
O Fallon 13	1,292	121	9.37%	114
O Fallon 15	1,459	152	10.42%	140
O Fallon 16	1,634	127	7.77%	120
O Fallon 18	738	73	9.89%	63
O'Fallon Township	17,431	1,655	9.49%	1,459
Prairie Du Long 1	793	56	7.06%	43
Prairie Du Long 2	1,377	126	9.15%	106
Prairie Du Long Township	2,170	182	8.39%	149
St Clair 10	1,346	135	10.03%	0
St. Clair Township	1,346	135	10.03%	0
Shiloh Valley 1	1,578	135	8.56%	128
Shiloh Valley 2	1,678	94	5.60%	91
Shiloh Valley 3	1,198	103	8.60%	98
Shiloh Valley 4	818	67	8.19%	62
Shiloh Valley 5	1,623	180	11.09%	171
Shiloh Valley Township	6,895	579	8.40%	550
Smithton 1	1,354	152	11.23%	118
Smithton 2	820	73	8.90%	58
Smithton 3	1,225	80	6.53%	71
Smithton Township	3,399	305	8.97%	247
Stookey 1	1,766	145	8.21%	123
Stookey 2	1,258	185	14.71%	1
Stookey 5	1,408	150	10.65%	65
Stookey 6	957	66	6.90%	61
Stookey Township	5,389	546	10.13%	250
Sugar Loaf 1	1,253	71	5.67%	65
Sugar Loaf Township	1,253	71	5.67%	65
ST. CLAIR COUNTY, ILLINOIS	78,395	6,675	8.51%	5,120

GENERAL PRIMARY
Tuesday, March 17, 2026

12TH CONGRESSIONAL DISTRICT
12TH COMMITTEEPERSON DEM
(Vote for not more than TWO)

	REGISTERED VOTERS	BALLOTS CAST	TURNOUT	VIVIAN ROBINSON	CALEN CAMPANELLA
Belleville 5	1,487	191	12.84%	145	117
Belleville 20	1,495	119	7.96%	70	41
Belleville 22	1,247	186	14.92%	0	1
Belleville Township	4,229	496	11.73%	215	159
Caseyville 1	1,117	107	9.58%	88	68
Caseyville 6	1,638	127	7.75%	109	88
Caseyville 10	1,230	147	11.95%	75	52
Caseyville 11	1,100	136	12.36%	121	74
Caseyville 12	1,512	139	9.19%	66	40
Caseyville 18	1,489	189	12.69%	164	111
Caseyville 21	994	90	9.05%	75	51
Caseyville Township	9,080	935	10.30%	698	484
Centreville 8	1,101	108	9.81%	0	0
Centreville 10	1,164	81	6.96%	0	0
Centreville Township	2,265	189	8.34%	0	0
Engelmann 1	564	24	4.26%	15	16
Engelmann Township	564	24	4.26%	15	16
Fayetteville 1	435	15	3.45%	13	9
Fayetteville 2	684	22	3.22%	18	13
Fayetteville Township	1,119	37	3.31%	31	22
Freeburg 1	1,342	77	5.74%	55	50
Freeburg 2	1,268	81	6.39%	59	52
Freeburg 3	1,293	77	5.96%	56	50
Freeburg Township	3,903	235	6.02%	170	152
Lebanon 1	1,655	149	9.00%	125	98
Lebanon 2	806	54	6.70%	40	29
Lebanon 3	485	17	3.51%	13	10
Lebanon Township	2,946	220	7.47%	178	137
Lenzburg 1	668	28	4.19%	19	15
Lenzburg Township	668	28	4.19%	19	15
Marissa 1	1,582	52	3.29%	37	30
Marissa Township	1,582	52	3.29%	37	30
Mascoutah 1	1,262	60	4.75%	49	40
Mascoutah 2	1,834	105	5.73%	87	64
Mascoutah 3	2,239	119	5.31%	90	67
Mascoutah 4	1,482	111	7.49%	89	66
Mascoutah Township	6,817	395	5.79%	315	237
Millstadt 1	1,246	110	8.83%	83	69
Millstadt 2	1,610	141	8.76%	89	69
Millstadt 3	594	53	8.92%	34	30
Millstadt 4	873	85	9.74%	65	53
Millstadt 5	1,152	125	10.85%	72	74
Millstadt Township	5,475	514	9.39%	343	295
New Athens 1	863	33	3.82%	26	28
New Athens 2	1,001	44	4.40%	37	35
New Athens Township	1,864	77	4.13%	63	63
O Fallon 1	1,073	108	10.07%	89	75
O Fallon 2	1,114	105	9.43%	5	4
O Fallon 3	751	67	8.92%	53	47
O Fallon 4	647	37	5.72%	32	19
O Fallon 5	1,141	124	10.87%	94	65
O Fallon 6	905	92	10.17%	82	68
O Fallon 7	1,196	136	11.37%	110	89
O Fallon 8	1,502	147	9.79%	130	82

	REGISTERED VOTERS	BALLOTS CAST	TURNOUT	VIVIAN ROBINSON	CALEN CAMPANELLA
O Fallon 9	1,172	101	8.62%	86	65
O Fallon 11	1,304	91	6.98%	77	54
O Fallon 12	1,503	174	11.58%	148	94
O Fallon 13	1,292	121	9.37%	97	68
O Fallon 15	1,459	152	10.42%	123	94
O Fallon 16	1,634	127	7.77%	109	77
O Fallon 18	738	73	9.89%	61	44
O'Fallon Township	17,431	1,655	9.49%	1,296	945
Prairie Du Long 1	793	56	7.06%	38	27
Prairie Du Long 2	1,377	126	9.15%	83	70
Prairie Du Long Township	2,170	182	8.39%	121	97
St Clair 10	1,346	135	10.03%	0	0
St. Clair Township	1,346	135	10.03%	0	0
Shiloh Valley 1	1,578	135	8.56%	111	86
Shiloh Valley 2	1,678	94	5.60%	78	45
Shiloh Valley 3	1,198	103	8.60%	85	60
Shiloh Valley 4	818	67	8.19%	59	38
Shiloh Valley 5	1,623	180	11.09%	164	104
Shiloh Valley Township	6,895	579	8.40%	497	333
Smithton 1	1,354	152	11.23%	107	82
Smithton 2	820	73	8.90%	47	44
Smithton 3	1,225	80	6.53%	59	60
Smithton Township	3,399	305	8.97%	213	186
Stookey 1	1,766	145	8.21%	108	79
Stookey 2	1,258	185	14.71%	1	0
Stookey 5	1,408	150	10.65%	54	43
Stookey 6	957	66	6.90%	53	35
Stookey Township	5,389	546	10.13%	216	157
Sugar Loaf 1	1,253	71	5.67%	53	47
Sugar Loaf Township	1,253	71	5.67%	53	47
ST. CLAIR COUNTY, ILLINOIS	78,395	6,675	8.51%	4,480	3,375

GENERAL PRIMARY
Tuesday, March 17, 2026

13TH CONGRESSIONAL DISTRICT
13TH CONGRESSIONAL DISTRICT
(Vote for ONE)

	REGISTERED VOTERS	BALLOTS CAST	TURNOUT	NIKKI BUDZINSKI	DYLAN BLAHA
Belleville 1	1,224	94	7.68%	64	28
Belleville 2	1,187	112	9.44%	85	22
Belleville 3	1,305	109	8.35%	78	29
Belleville 4	1,231	126	10.24%	82	40
Belleville 6	731	52	7.11%	42	9
Belleville 7	1,433	118	8.23%	84	31
Belleville 8	1,065	112	10.52%	89	19
Belleville 9	912	99	10.86%	70	26
Belleville 10	1,145	143	12.49%	116	25
Belleville 11	1,525	142	9.31%	123	17
Belleville 12	1,310	130	9.92%	108	15
Belleville 13	892	93	10.43%	79	12
Belleville 14	977	144	14.74%	117	22
Belleville 15	1,295	160	12.36%	115	40
Belleville 16	1,144	138	12.06%	113	22
Belleville 17	1,119	107	9.56%	65	39
Belleville 18	1,006	109	10.83%	89	17
Belleville 19	1,661	125	7.53%	94	27
Belleville 20	1,495	119	7.96%	26	10
Belleville 21	1,151	127	11.03%	89	34
Belleville 22	1,247	186	14.92%	141	39
Belleville 23	968	125	12.91%	83	38
Belleville 24	1,402	160	11.41%	128	30
Belleville 25	828	62	7.49%	50	12
Belleville Township	28,253	2,892	10.24%	2,130	603
Canteen 1	1,061	97	9.14%	72	16
Canteen 2	1,101	124	11.26%	100	16
Canteen 3	965	209	21.66%	160	22
Canteen 4	528	158	29.92%	134	11
Canteen 5	515	18	3.50%	15	3
Canteen Township	4,170	606	14.53%	481	68
Caseyville 1	1,117	107	9.58%	0	0
Caseyville 2	2,002	247	12.34%	186	50
Caseyville 3	1,338	151	11.29%	117	30
Caseyville 4	1,299	183	14.09%	151	29
Caseyville 5	1,661	169	10.17%	114	54
Caseyville 7	1,308	108	8.26%	82	24
Caseyville 8	1,516	218	14.38%	176	40
Caseyville 9	864	93	10.76%	72	19
Caseyville 10	1,230	147	11.95%	44	11
Caseyville 11	1,100	136	12.36%	0	0
Caseyville 12	1,512	139	9.19%	50	14
Caseyville 13	960	152	15.83%	125	19
Caseyville 14	1,797	270	15.03%	209	45
Caseyville 15	1,198	139	11.60%	120	16
Caseyville 16	441	49	11.11%	31	18
Caseyville 17	905	84	9.28%	68	12
Caseyville 19	763	138	18.09%	116	17
Caseyville 20	478	49	10.25%	39	8
Caseyville 22	1,433	246	17.17%	190	45
Caseyville Township	22,922	2,825	12.32%	1,890	451
Centreville 1	1,088	148	13.60%	122	21
Centreville 2	1,019	78	7.65%	67	9
Centreville 3	1,492	175	11.73%	148	15

	REGISTERED VOTERS	BALLOTS CAST	TURNOUT	NIKKI BUDZINSKI	DYLAN BLAHA
Centreville 4	845	133	15.74%	111	20
Centreville 5	1,309	100	7.64%	86	11
Centreville 6	1,233	197	15.98%	162	27
Centreville 7	1,806	97	5.37%	78	14
Centreville 8	1,101	108	9.81%	87	16
Centreville 9	1,534	164	10.69%	136	21
Centreville 10	1,164	81	6.96%	64	7
Centreville Township	12,591	1,281	10.17%	1,061	161
O Fallon 2	1,114	105	9.43%	76	23
O Fallon 10	1,239	133	10.73%	108	22
O Fallon 14	849	57	6.71%	45	8
O Fallon 17	1,011	125	12.36%	92	28
O'Fallon Township	4,213	420	9.97%	321	81
St Clair 1	1,477	127	8.60%	99	24
St Clair 2	756	67	8.86%	58	9
St Clair 3	1,323	138	10.43%	115	20
St Clair 4	690	56	8.12%	45	8
St Clair 5	871	90	10.33%	65	24
St Clair 6	1,407	185	13.15%	154	27
St Clair 7	1,313	118	8.99%	103	11
St Clair 8	1,122	146	13.01%	120	24
St Clair 9	929	71	7.64%	60	11
St Clair 10	1,346	135	10.03%	105	24
St Clair 11	834	89	10.67%	65	18
St Clair 12	1,208	104	8.61%	83	17
St Clair 13	791	115	14.54%	92	20
St Clair 14	1,494	192	12.85%	154	30
St Clair 15	1,403	146	10.41%	113	31
St Clair 16	1,258	139	11.05%	110	24
St Clair 17	940	103	10.96%	89	12
St Clair 18	974	138	14.17%	115	20
St Clair 19	937	107	11.42%	85	18
St Clair 20	763	85	11.14%	70	14
St Clair 21	953	115	12.07%	96	18
St Clair 22	1,409	146	10.36%	111	29
St Clair 23	1,616	231	14.29%	191	36
St Clair 24	1,764	281	15.93%	240	36
St. Clair Township	27,578	3,124	11.33%	2,538	505
Stites 1	363	55	15.15%	44	5
Stites Township	363	55	15.15%	44	5
Stookey 2	1,258	185	14.71%	127	49
Stookey 3	892	90	10.09%	61	25
Stookey 4	672	89	13.24%	65	24
Stookey 5	1,408	150	10.65%	60	13
Stookey 6	957	66	6.90%	0	0
Stookey 7	940	110	11.70%	89	17
Stookey Township	6,127	690	11.26%	402	128
Sugar Loaf 2	623	43	6.90%	34	8
Sugar Loaf 3	1,353	77	5.69%	62	12
Sugar Loaf 4	737	34	4.61%	23	7
Sugar Loaf 5	924	39	4.22%	26	9
Sugar Loaf Township	3,637	193	5.31%	145	36
ST. CLAIR COUNTY, ILLINOIS	109,854	12,086	11.00%	9,012	2,038

GENERAL PRIMARY
Tuesday, March 17, 2026

13TH CONGRESSIONAL DISTRICT
13TH COMMITTEEPERSON DEM
(Vote for not more than TWO)

	REGISTERED VOTERS	BALLOTS CAST	TURNOUT	BILL HOULIHAN	LATOYA N. GREENWOOD
Belleville 1	1,224	94	7.68%	50	73
Belleville 2	1,187	112	9.44%	47	87
Belleville 3	1,305	109	8.35%	59	79
Belleville 4	1,231	126	10.24%	56	97
Belleville 6	731	52	7.11%	26	42
Belleville 7	1,433	118	8.23%	64	85
Belleville 8	1,065	112	10.52%	51	84
Belleville 9	912	99	10.86%	38	77
Belleville 10	1,145	143	12.49%	64	115
Belleville 11	1,525	142	9.31%	54	105
Belleville 12	1,310	130	9.92%	47	112
Belleville 13	892	93	10.43%	34	79
Belleville 14	977	144	14.74%	73	107
Belleville 15	1,295	160	12.36%	48	133
Belleville 16	1,144	138	12.06%	82	89
Belleville 17	1,119	107	9.56%	53	77
Belleville 18	1,006	109	10.83%	51	92
Belleville 19	1,661	125	7.53%	77	88
Belleville 20	1,495	119	7.96%	9	33
Belleville 21	1,151	127	11.03%	72	91
Belleville 22	1,247	186	14.92%	67	158
Belleville 23	968	125	12.91%	77	90
Belleville 24	1,402	160	11.41%	80	129
Belleville 25	828	62	7.49%	34	45
Belleville Township	28,253	2,892	10.24%	1,313	2,167
Canteen 1	1,061	97	9.14%	56	56
Canteen 2	1,101	124	11.26%	37	102
Canteen 3	965	209	21.66%	76	148
Canteen 4	528	158	29.92%	43	135
Canteen 5	515	18	3.50%	12	13
Canteen Township	4,170	606	14.53%	224	454
Caseyville 1	1,117	107	9.58%	0	0
Caseyville 2	2,002	247	12.34%	129	178
Caseyville 3	1,338	151	11.29%	81	120
Caseyville 4	1,299	183	14.09%	87	146
Caseyville 5	1,661	169	10.17%	95	121
Caseyville 7	1,308	108	8.26%	69	81
Caseyville 8	1,516	218	14.38%	127	167
Caseyville 9	864	93	10.76%	39	72
Caseyville 10	1,230	147	11.95%	30	42
Caseyville 11	1,100	136	12.36%	0	0
Caseyville 12	1,512	139	9.19%	39	48
Caseyville 13	960	152	15.83%	69	119
Caseyville 14	1,797	270	15.03%	118	217
Caseyville 15	1,198	139	11.60%	70	124
Caseyville 16	441	49	11.11%	33	37
Caseyville 17	905	84	9.28%	44	63
Caseyville 19	763	138	18.09%	53	115
Caseyville 20	478	49	10.25%	23	36
Caseyville 22	1,433	246	17.17%	104	207
Caseyville Township	22,922	2,825	12.32%	1,210	1,893
Centreville 1	1,088	148	13.60%	33	136
Centreville 2	1,019	78	7.65%	30	67
Centreville 3	1,492	175	11.73%	35	149

	REGISTERED VOTERS	BALLOTS CAST	TURNOUT	BILL HOULIHAN	LATOYA N. GREENWOOD
Centreville 4	845	133	15.74%	62	98
Centreville 5	1,309	100	7.64%	25	85
Centreville 6	1,233	197	15.98%	57	163
Centreville 7	1,806	97	5.37%	35	76
Centreville 8	1,101	108	9.81%	43	87
Centreville 9	1,534	164	10.69%	47	140
Centreville 10	1,164	81	6.96%	21	73
Centreville Township	12,591	1,281	10.17%	388	1,074
O Fallon 2	1,114	105	9.43%	51	83
O Fallon 10	1,239	133	10.73%	47	123
O Fallon 14	849	57	6.71%	31	40
O Fallon 17	1,011	125	12.36%	56	106
O'Fallon Township	4,213	420	9.97%	185	352
St Clair 1	1,477	127	8.60%	72	91
St Clair 2	756	67	8.86%	39	51
St Clair 3	1,323	138	10.43%	77	96
St Clair 4	690	56	8.12%	35	36
St Clair 5	871	90	10.33%	47	74
St Clair 6	1,407	185	13.15%	106	147
St Clair 7	1,313	118	8.99%	59	100
St Clair 8	1,122	146	13.01%	74	119
St Clair 9	929	71	7.64%	44	39
St Clair 10	1,346	135	10.03%	50	119
St Clair 11	834	89	10.67%	50	65
St Clair 12	1,208	104	8.61%	48	82
St Clair 13	791	115	14.54%	57	79
St Clair 14	1,494	192	12.85%	97	148
St Clair 15	1,403	146	10.41%	65	118
St Clair 16	1,258	139	11.05%	51	122
St Clair 17	940	103	10.96%	52	78
St Clair 18	974	138	14.17%	79	105
St Clair 19	937	107	11.42%	35	93
St Clair 20	763	85	11.14%	42	72
St Clair 21	953	115	12.07%	52	100
St Clair 22	1,409	146	10.36%	66	122
St Clair 23	1,616	231	14.29%	115	184
St Clair 24	1,764	281	15.93%	100	250
St. Clair Township	27,578	3,124	11.33%	1,512	2,490
Stites 1	363	55	15.15%	6	49
Stites Township	363	55	15.15%	6	49
Stookey 2	1,258	185	14.71%	83	131
Stookey 3	892	90	10.09%	46	66
Stookey 4	672	89	13.24%	55	69
Stookey 5	1,408	150	10.65%	34	65
Stookey 6	957	66	6.90%	0	0
Stookey 7	940	110	11.70%	57	87
Stookey Township	6,127	690	11.26%	275	418
Sugar Loaf 2	623	43	6.90%	18	26
Sugar Loaf 3	1,353	77	5.69%	39	48
Sugar Loaf 4	737	34	4.61%	24	14
Sugar Loaf 5	924	39	4.22%	23	20
Sugar Loaf Township	3,637	193	5.31%	104	108
ST. CLAIR COUNTY, ILLINOIS	109,854	12,086	11.00%	5,217	9,005

CANVASS OF VOTES

in St. Clair County, Illinois at the GENERAL PRIMARY on Tuesday, March 17, 2026

STATE OF ILLINOIS

COUNTY OF ST. CLAIR

CONGRESSIONAL

I, Thomas Holbrook, St. Clair St Clair County Clerk, do hereby certify that the above is a correct copy of the Canvass of Votes Cast at the GENERAL PRIMARY held in St. Clair County on Tuesday, March 17, 2026. This canvass was made by the County Canvassing Board of St. Clair County.



Dated: Thursday, March 19, 2026 _____

GENERAL PRIMARY
Tuesday, March 17, 2026
Official Canvass
ST. CLAIR COUNTY, ILLINOIS



Democratic
LEGISLATIVE

Dated: 19 of March, 2026

Issued by:

A handwritten signature in black ink that reads "Thomas Holbrook". The signature is written in a cursive style with a large, sweeping initial 'T'.

Thomas Holbrook
ST. CLAIR COUNTY, ILLINOIS
St Clair County Clerk

GENERAL PRIMARY
Tuesday, March 17, 2026

56TH LEGISLATIVE DISTRICT
FOR STATE SENATOR
(Vote for ONE)

	REGISTERED VOTERS	BALLOTS CAST	TURNOUT	MARSIA GELDERT-MURP HEY	KEVIN HALL
Canteen 2	1,101	124	11.26%	12	17
Canteen 5	515	18	3.50%	6	10
Canteen Township	1,616	142	8.79%	18	27
Caseyville 1	1,117	107	9.58%	57	44
Caseyville 2	2,002	247	12.34%	138	88
Caseyville 3	1,338	151	11.29%	11	8
Caseyville 4	1,299	183	14.09%	82	95
Caseyville 5	1,661	169	10.17%	73	82
Caseyville 6	1,638	127	7.75%	60	41
Caseyville 7	1,308	108	8.26%	49	53
Caseyville 8	1,516	218	14.38%	96	112
Caseyville 9	864	93	10.76%	39	30
Caseyville 10	1,230	147	11.95%	59	80
Caseyville 11	1,100	136	12.36%	78	53
Caseyville 12	1,512	139	9.19%	13	15
Caseyville 14	1,797	270	15.03%	129	120
Caseyville 15	1,198	139	11.60%	58	77
Caseyville 16	441	49	11.11%	22	25
Caseyville 17	905	84	9.28%	45	39
Caseyville 18	1,489	189	12.69%	83	95
Caseyville 19	763	138	18.09%	71	59
Caseyville 20	478	49	10.25%	28	17
Caseyville 21	994	90	9.05%	48	34
Caseyville 22	1,433	246	17.17%	130	102
Caseyville Township	26,083	3,079	11.80%	1,369	1,269
O Fallon 9	1,172	101	8.62%	0	0
O Fallon 16	1,634	127	7.77%	0	0
O'Fallon Township	2,806	228	8.13%	0	0
St Clair 14	1,494	192	12.85%	23	29
St Clair 23	1,616	231	14.29%	121	97
St. Clair Township	3,110	423	13.60%	144	126
ST. CLAIR COUNTY, ILLINOIS	33,615	3,872	11.52%	1,531	1,422

GENERAL PRIMARY
Tuesday, March 17, 2026

57TH LEGISLATIVE DISTRICT
FOR STATE SENATOR
(Vote for ONE)

	REGISTERED VOTERS	BALLOTS CAST	TURNOUT	CHRISTOPHER BELT
Belleville 1	1,224	94	7.68%	88
Belleville 2	1,187	112	9.44%	103
Belleville 3	1,305	109	8.35%	102
Belleville 4	1,231	126	10.24%	112
Belleville 5	1,487	191	12.84%	163
Belleville 6	731	52	7.11%	45
Belleville 7	1,433	118	8.23%	102
Belleville 8	1,065	112	10.52%	101
Belleville 9	912	99	10.86%	88
Belleville 10	1,145	143	12.49%	135
Belleville 11	1,525	142	9.31%	134
Belleville 12	1,310	130	9.92%	122
Belleville 13	892	93	10.43%	85
Belleville 14	977	144	14.74%	128
Belleville 15	1,295	160	12.36%	144
Belleville 16	1,144	138	12.06%	121
Belleville 17	1,119	107	9.56%	100
Belleville 18	1,006	109	10.83%	98
Belleville 19	1,661	125	7.53%	109
Belleville 20	1,495	119	7.96%	112
Belleville 21	1,151	127	11.03%	110
Belleville 22	1,247	186	14.92%	175
Belleville 23	968	125	12.91%	112
Belleville 24	1,402	160	11.41%	147
Belleville 25	828	62	7.49%	60
Belleville Township	29,740	3,083	10.37%	2,796
Canteen 1	1,061	97	9.14%	87
Canteen 2	1,101	124	11.26%	86
Canteen 3	965	209	21.66%	174
Canteen 4	528	158	29.92%	137
Canteen Township	3,655	588	16.09%	484
Caseyville 3	1,338	151	11.29%	124
Caseyville 6	1,638	127	7.75%	21
Caseyville 8	1,516	218	14.38%	0
Caseyville 9	864	93	10.76%	20
Caseyville 12	1,512	139	9.19%	105
Caseyville 13	960	152	15.83%	134
Caseyville Township	7,828	880	11.24%	404
Centreville 1	1,088	148	13.60%	126
Centreville 2	1,019	78	7.65%	66
Centreville 3	1,492	175	11.73%	143
Centreville 4	845	133	15.74%	116
Centreville 5	1,309	100	7.64%	79
Centreville 6	1,233	197	15.98%	172
Centreville 7	1,806	97	5.37%	72
Centreville 8	1,101	108	9.81%	94
Centreville 9	1,534	164	10.69%	113
Centreville 10	1,164	81	6.96%	65
Centreville Township	12,591	1,281	10.17%	1,046
Engelmann 1	564	24	4.26%	22
Engelmann Township	564	24	4.26%	22
Fayetteville 1	435	15	3.45%	15
Fayetteville 2	684	22	3.22%	1
Fayetteville Township	1,119	37	3.31%	16

	REGISTERED VOTERS	BALLOTS CAST	TURNOUT	CHRISTOPHER BELT
Freeburg 1	1,342	77	5.74%	67
Freeburg 2	1,268	81	6.39%	67
Freeburg 3	1,293	77	5.96%	66
Freeburg Township	3,903	235	6.02%	200
Lebanon 1	1,655	149	9.00%	127
Lebanon 2	806	54	6.70%	50
Lebanon Township	2,461	203	8.25%	177
Lenzburg 1	668	28	4.19%	0
Lenzburg Township	668	28	4.19%	0
Mascoutah 1	1,262	60	4.75%	60
Mascoutah 2	1,834	105	5.73%	99
Mascoutah 3	2,239	119	5.31%	103
Mascoutah 4	1,482	111	7.49%	99
Mascoutah Township	6,817	395	5.79%	361
Millstadt 1	1,246	110	8.83%	91
Millstadt 2	1,610	141	8.76%	117
Millstadt 3	594	53	8.92%	44
Millstadt 4	873	85	9.74%	69
Millstadt 5	1,152	125	10.85%	90
Millstadt Township	5,475	514	9.39%	411
New Athens 1	863	33	3.82%	31
New Athens 2	1,001	44	4.40%	43
New Athens Township	1,864	77	4.13%	74
O Fallon 1	1,073	108	10.07%	98
O Fallon 2	1,114	105	9.43%	103
O Fallon 3	751	67	8.92%	63
O Fallon 4	647	37	5.72%	27
O Fallon 5	1,141	124	10.87%	114
O Fallon 6	905	92	10.17%	92
O Fallon 7	1,196	136	11.37%	120
O Fallon 8	1,502	147	9.79%	138
O Fallon 9	1,172	101	8.62%	93
O Fallon 10	1,239	133	10.73%	126
O Fallon 11	1,304	91	6.98%	51
O Fallon 12	1,503	174	11.58%	156
O Fallon 13	1,292	121	9.37%	115
O Fallon 14	849	57	6.71%	49
O Fallon 17	1,011	125	12.36%	115
O Fallon 18	738	73	9.89%	65
O'Fallon Township	17,437	1,691	9.70%	1,525
Prairie Du Long 1	793	56	7.06%	45
Prairie Du Long 2	1,377	126	9.15%	103
Prairie Du Long Township	2,170	182	8.39%	148
St Clair 1	1,477	127	8.60%	119
St Clair 2	756	67	8.86%	61
St Clair 3	1,323	138	10.43%	125
St Clair 4	690	56	8.12%	50
St Clair 5	871	90	10.33%	80
St Clair 6	1,407	185	13.15%	170
St Clair 7	1,313	118	8.99%	113
St Clair 8	1,122	146	13.01%	132
St Clair 9	929	71	7.64%	61
St Clair 10	1,346	135	10.03%	125
St Clair 11	834	89	10.67%	75
St Clair 12	1,208	104	8.61%	97
St Clair 13	791	115	14.54%	101
St Clair 14	1,494	192	12.85%	128

	REGISTERED VOTERS	BALLOTS CAST	TURNOUT	CHRISTOPHER BELT
St Clair 15	1,403	146	10.41%	129
St Clair 16	1,258	139	11.05%	129
St Clair 17	940	103	10.96%	98
St Clair 18	974	138	14.17%	123
St Clair 19	937	107	11.42%	103
St Clair 20	763	85	11.14%	78
St Clair 21	953	115	12.07%	112
St Clair 22	1,409	146	10.36%	140
St Clair 24	1,764	281	15.93%	266
St. Clair Township	25,962	2,893	11.14%	2,615
Shiloh Valley 1	1,578	135	8.56%	127
Shiloh Valley 2	1,678	94	5.60%	93
Shiloh Valley 3	1,198	103	8.60%	95
Shiloh Valley 4	818	67	8.19%	65
Shiloh Valley 5	1,623	180	11.09%	173
Shiloh Valley Township	6,895	579	8.40%	553
Smithton 1	1,354	152	11.23%	119
Smithton 2	820	73	8.90%	59
Smithton 3	1,225	80	6.53%	71
Smithton Township	3,399	305	8.97%	249
Stites 1	363	55	15.15%	47
Stites Township	363	55	15.15%	47
Stookey 1	1,766	145	8.21%	121
Stookey 2	1,258	185	14.71%	163
Stookey 3	892	90	10.09%	81
Stookey 4	672	89	13.24%	80
Stookey 5	1,408	150	10.65%	137
Stookey 6	957	66	6.90%	63
Stookey 7	940	110	11.70%	100
Stookey Township	7,893	835	10.58%	745
Sugar Loaf 1	1,253	71	5.67%	63
Sugar Loaf 2	623	43	6.90%	29
Sugar Loaf 3	1,353	77	5.69%	63
Sugar Loaf 4	737	34	4.61%	25
Sugar Loaf 5	924	39	4.22%	32
Sugar Loaf Township	4,890	264	5.40%	212
ST. CLAIR COUNTY, ILLINOIS	145,694	14,149	9.71%	12,085

CANVASS OF VOTES


in St. Clair County, Illinois at the GENERAL PRIMARY on Tuesday, March 17, 2026

STATE OF ILLINOIS

COUNTY OF ST. CLAIR

LEGISLATIVE

I, Thomas Holbrook, St. Clair St Clair County Clerk, do hereby certify that the above is a correct copy of the Canvass of Votes Cast at the GENERAL PRIMARY held in St. Clair County on Tuesday, March 17, 2026. This canvass was made by the County Canvassing Board of St. Clair County.



Dated: Thursday, March 19, 2026 _____

GENERAL PRIMARY
Tuesday, March 17, 2026
Official Canvass
ST. CLAIR COUNTY, ILLINOIS



Democratic
REPRESENTATIVE

Dated: 19 of March, 2026

Issued by:

A handwritten signature in black ink that reads "Thomas Holbrook". The signature is written in a cursive style with a large, sweeping initial "T".

Thomas Holbrook
ST. CLAIR COUNTY, ILLINOIS
St Clair County Clerk

GENERAL PRIMARY
Tuesday, March 17, 2026

109TH REPRESENTATIVE DISTRICT
FOR REPRESENTATIVE IN THE GENERAL ASSEMBLY
(Vote for ONE)

	REGISTERED VOTERS	BALLOTS CAST	TURNOUT	NO CANDIDATE
Fayetteville 2	684	22	3.22%	0
Fayetteville Township	684	22	3.22%	0
Lebanon 1	1,655	149	9.00%	0
Lebanon 3	485	17	3.51%	0
Lebanon Township	2,140	166	7.76%	0
O Fallon 4	647	37	5.72%	0
O Fallon 7	1,196	136	11.37%	0
O Fallon 9	1,172	101	8.62%	0
O Fallon 11	1,304	91	6.98%	0
O Fallon 15	1,459	152	10.42%	0
O Fallon 16	1,634	127	7.77%	0
O'Fallon Township	7,412	644	8.69%	0
ST. CLAIR COUNTY, ILLINOIS	10,236	832	8.13%	0

GENERAL PRIMARY
Tuesday, March 17, 2026

112TH REPRESENTATIVE DISTRICT
FOR REPRESENTATIVE IN THE GENERAL ASSEMBLY
(Vote for ONE)

	REGISTERED VOTERS	BALLOTS CAST	TURNOUT	KATIE STUART
Canteen 2	1,101	124	11.26%	24
Canteen 5	515	18	3.50%	16
Canteen Township	1,616	142	8.79%	40
Caseyville 1	1,117	107	9.58%	94
Caseyville 2	2,002	247	12.34%	226
Caseyville 3	1,338	151	11.29%	18
Caseyville 4	1,299	183	14.09%	170
Caseyville 5	1,661	169	10.17%	153
Caseyville 6	1,638	127	7.75%	101
Caseyville 7	1,308	108	8.26%	101
Caseyville 8	1,516	218	14.38%	199
Caseyville 9	864	93	10.76%	65
Caseyville 10	1,230	147	11.95%	137
Caseyville 11	1,100	136	12.36%	129
Caseyville 12	1,512	139	9.19%	25
Caseyville 14	1,797	270	15.03%	254
Caseyville 15	1,198	139	11.60%	131
Caseyville 16	441	49	11.11%	47
Caseyville 17	905	84	9.28%	78
Caseyville 18	1,489	189	12.69%	174
Caseyville 19	763	138	18.09%	123
Caseyville 20	478	49	10.25%	42
Caseyville 21	994	90	9.05%	83
Caseyville 22	1,433	246	17.17%	225
Caseyville Township	26,083	3,079	11.80%	2,575
O Fallon 9	1,172	101	8.62%	0
O Fallon 16	1,634	127	7.77%	0
O'Fallon Township	2,806	228	8.13%	0
St Clair 14	1,494	192	12.85%	50
St Clair 23	1,616	231	14.29%	216
St. Clair Township	3,110	423	13.60%	266
ST. CLAIR COUNTY, ILLINOIS	33,615	3,872	11.52%	2,881

GENERAL PRIMARY
Tuesday, March 17, 2026

113TH REPRESENTATIVE DISTRICT
FOR REPRESENTATIVE IN THE GENERAL ASSEMBLY
(Vote for ONE)

	REGISTERED VOTERS	BALLOTS CAST	TURNOUT	JAY C. HOFFMAN	WRITE-IN
Belleville 1	1,224	94	7.68%	82	2
Belleville 2	1,187	112	9.44%	101	0
Belleville 3	1,305	109	8.35%	99	0
Belleville 4	1,231	126	10.24%	104	5
Belleville 5	1,487	191	12.84%	26	0
Belleville 6	731	52	7.11%	46	1
Belleville 7	1,433	118	8.23%	102	5
Belleville 8	1,065	112	10.52%	100	0
Belleville 9	912	99	10.86%	84	2
Belleville 10	1,145	143	12.49%	103	3
Belleville 11	1,525	142	9.31%	131	1
Belleville 12	1,310	130	9.92%	117	0
Belleville 13	892	93	10.43%	87	0
Belleville 14	977	144	14.74%	133	1
Belleville 15	1,295	160	12.36%	147	2
Belleville 16	1,144	138	12.06%	127	2
Belleville 17	1,119	107	9.56%	95	1
Belleville 18	1,006	109	10.83%	101	0
Belleville 19	1,661	125	7.53%	110	2
Belleville 20	1,495	119	7.96%	113	0
Belleville 21	1,151	127	11.03%	104	5
Belleville 22	1,247	186	14.92%	165	2
Belleville 23	968	125	12.91%	108	4
Belleville 24	1,402	160	11.41%	143	1
Belleville 25	828	62	7.49%	57	1
Belleville Township	29,740	3,083	10.37%	2,585	40
Canteen 1	1,061	97	9.14%	85	0
Canteen 2	1,101	124	11.26%	76	1
Canteen 3	965	209	21.66%	144	2
Canteen 4	528	158	29.92%	111	1
Canteen Township	3,655	588	16.09%	416	4
Caseyville 3	1,338	151	11.29%	127	1
Caseyville 9	864	93	10.76%	18	0
Caseyville 12	1,512	139	9.19%	32	0
Caseyville 13	960	152	15.83%	139	2
Caseyville Township	4,674	535	11.45%	316	3
Centreville 3	1,492	175	11.73%	0	0
Centreville 4	845	133	15.74%	112	1
Centreville 6	1,233	197	15.98%	0	0
Centreville Township	3,570	505	14.15%	112	1
O Fallon 2	1,114	105	9.43%	69	0
O Fallon 3	751	67	8.92%	26	0
O Fallon 5	1,141	124	10.87%	5	0
O Fallon 6	905	92	10.17%	69	0
O Fallon 10	1,239	133	10.73%	120	1
O Fallon 14	849	57	6.71%	45	0
O Fallon 17	1,011	125	12.36%	117	1
O'Fallon Township	7,010	703	10.03%	451	2
St Clair 1	1,477	127	8.60%	112	0
St Clair 2	756	67	8.86%	61	0
St Clair 3	1,323	138	10.43%	130	1
St Clair 4	690	56	8.12%	52	0
St Clair 5	871	90	10.33%	85	0
St Clair 6	1,407	185	13.15%	169	1

	REGISTERED VOTERS	BALLOTS CAST	TURNOUT	JAY C. HOFFMAN	WRITE-IN
St Clair 7	1,313	118	8.99%	112	0
St Clair 8	1,122	146	13.01%	130	0
St Clair 9	929	71	7.64%	59	0
St Clair 10	1,346	135	10.03%	118	3
St Clair 11	834	89	10.67%	74	0
St Clair 12	1,208	104	8.61%	99	1
St Clair 13	791	115	14.54%	100	1
St Clair 14	1,494	192	12.85%	131	0
St Clair 15	1,403	146	10.41%	136	0
St Clair 16	1,258	139	11.05%	127	2
St Clair 17	940	103	10.96%	95	3
St Clair 18	974	138	14.17%	123	1
St Clair 19	937	107	11.42%	87	3
St Clair 20	763	85	11.14%	75	1
St Clair 21	953	115	12.07%	111	1
St Clair 22	1,409	146	10.36%	137	3
St Clair 24	1,764	281	15.93%	257	6
St. Clair Township	25,962	2,893	11.14%	2,580	27
Shiloh Valley 1	1,578	135	8.56%	117	1
Shiloh Valley 2	1,678	94	5.60%	77	1
Shiloh Valley 3	1,198	103	8.60%	91	5
Shiloh Valley 4	818	67	8.19%	44	2
Shiloh Valley 5	1,623	180	11.09%	171	0
Shiloh Valley Township	6,895	579	8.40%	500	9
Smithton 3	1,225	80	6.53%	13	0
Smithton Township	1,225	80	6.53%	13	0
Stites 1	363	55	15.15%	41	0
Stites Township	363	55	15.15%	41	0
Stookey 1	1,766	145	8.21%	0	0
Stookey 2	1,258	185	14.71%	166	2
Stookey 3	892	90	10.09%	79	2
Stookey 4	672	89	13.24%	83	0
Stookey 6	957	66	6.90%	57	0
Stookey 7	940	110	11.70%	98	0
Stookey Township	6,485	685	10.56%	483	4
ST. CLAIR COUNTY, ILLINOIS	89,579	9,706	10.84%	7,497	90

GENERAL PRIMARY
Tuesday, March 17, 2026

114TH REPRESENTATIVE DISTRICT
FOR REPRESENTATIVE IN THE GENERAL ASSEMBLY
(Vote for ONE)

	REGISTERED VOTERS	BALLOTS CAST	TURNOUT	GEORGE MCLELLAN, JR.
Belleville 5	1,487	191	12.84%	139
Belleville 10	1,145	143	12.49%	19
Belleville 17	1,119	107	9.56%	0
Belleville 22	1,247	186	14.92%	0
Belleville Township	4,998	627	12.55%	158
Canteen 3	965	209	21.66%	12
Canteen 4	528	158	29.92%	9
Canteen Township	1,493	367	24.58%	21
Caseyville 6	1,638	127	7.75%	21
Caseyville 8	1,516	218	14.38%	0
Caseyville 12	1,512	139	9.19%	69
Caseyville Township	4,666	484	10.37%	90
Centreville 1	1,088	148	13.60%	120
Centreville 2	1,019	78	7.65%	69
Centreville 3	1,492	175	11.73%	127
Centreville 5	1,309	100	7.64%	90
Centreville 6	1,233	197	15.98%	170
Centreville 7	1,806	97	5.37%	78
Centreville 8	1,101	108	9.81%	97
Centreville 9	1,534	164	10.69%	115
Centreville 10	1,164	81	6.96%	64
Centreville Township	11,746	1,148	9.77%	930
Engelmann 1	564	24	4.26%	19
Engelmann Township	564	24	4.26%	19
Fayetteville 1	435	15	3.45%	13
Fayetteville 2	684	22	3.22%	1
Fayetteville Township	1,119	37	3.31%	14
Freeburg 1	1,342	77	5.74%	64
Freeburg 2	1,268	81	6.39%	65
Freeburg 3	1,293	77	5.96%	59
Freeburg Township	3,903	235	6.02%	188
Lebanon 1	1,655	149	9.00%	124
Lebanon 2	806	54	6.70%	46
Lebanon Township	2,461	203	8.25%	170
Lenzburg 1	668	28	4.19%	0
Lenzburg Township	668	28	4.19%	0
Mascoutah 1	1,262	60	4.75%	54
Mascoutah 2	1,834	105	5.73%	97
Mascoutah 3	2,239	119	5.31%	100
Mascoutah 4	1,482	111	7.49%	95
Mascoutah Township	6,817	395	5.79%	346
Millstadt 1	1,246	110	8.83%	89
Millstadt 2	1,610	141	8.76%	108
Millstadt 3	594	53	8.92%	46
Millstadt 4	873	85	9.74%	67
Millstadt 5	1,152	125	10.85%	94
Millstadt Township	5,475	514	9.39%	404
New Athens 1	863	33	3.82%	32
New Athens 2	1,001	44	4.40%	37
New Athens Township	1,864	77	4.13%	69
O Fallon 1	1,073	108	10.07%	93
O Fallon 2	1,114	105	9.43%	33
O Fallon 3	751	67	8.92%	36

	REGISTERED VOTERS	BALLOTS CAST	TURNOUT	GEORGE MCCLELLAN, JR.
O Fallon 4	647	37	5.72%	26
O Fallon 5	1,141	124	10.87%	102
O Fallon 6	905	92	10.17%	18
O Fallon 7	1,196	136	11.37%	117
O Fallon 8	1,502	147	9.79%	136
O Fallon 9	1,172	101	8.62%	92
O Fallon 11	1,304	91	6.98%	51
O Fallon 12	1,503	174	11.58%	158
O Fallon 13	1,292	121	9.37%	113
O Fallon 18	738	73	9.89%	61
O'Fallon Township	14,338	1,376	9.60%	1,036
Prairie Du Long 1	793	56	7.06%	40
Prairie Du Long 2	1,377	126	9.15%	98
Prairie Du Long Township	2,170	182	8.39%	138
St Clair 7	1,313	118	8.99%	0
St. Clair Township	1,313	118	8.99%	0
Shiloh Valley 1	1,578	135	8.56%	9
Shiloh Valley 2	1,678	94	5.60%	9
Shiloh Valley 3	1,198	103	8.60%	1
Shiloh Valley 4	818	67	8.19%	14
Shiloh Valley Township	5,272	399	7.57%	33
Smithton 1	1,354	152	11.23%	105
Smithton 2	820	73	8.90%	57
Smithton 3	1,225	80	6.53%	54
Smithton Township	3,399	305	8.97%	216
Stookey 1	1,766	145	8.21%	121
Stookey 5	1,408	150	10.65%	133
Stookey 6	957	66	6.90%	4
Stookey Township	4,131	361	8.74%	258
Sugar Loaf 1	1,253	71	5.67%	60
Sugar Loaf 2	623	43	6.90%	29
Sugar Loaf 3	1,353	77	5.69%	62
Sugar Loaf 4	737	34	4.61%	23
Sugar Loaf 5	924	39	4.22%	33
Sugar Loaf Township	4,890	264	5.40%	207
ST. CLAIR COUNTY, ILLINOIS	81,287	7,144	8.79%	4,297

GENERAL PRIMARY
Tuesday, March 17, 2026

115TH REPRESENTATIVE DISTRICT
FOR REPRESENTATIVE IN THE GENERAL ASSEMBLY
(Vote for ONE)

	REGISTERED VOTERS	BALLOTS CAST	TURNOUT	NO CANDIDATE
Lenzburg 1	668	28	4.19%	0
Lenzburg Township	668	28	4.19%	0
Marissa 1	1,582	52	3.29%	0
Marissa Township	1,582	52	3.29%	0
ST. CLAIR COUNTY, ILLINOIS	2,250	80	3.56%	0

CANVASS OF VOTES

in St. Clair County, Illinois at the GENERAL PRIMARY on Tuesday, March 17, 2026

STATE OF ILLINOIS

COUNTY OF ST. CLAIR

REPRESENTATIVE

I, Thomas Holbrook, St. Clair St Clair County Clerk, do hereby certify that the above is a correct copy of the Canvass of Votes Cast at the GENERAL PRIMARY held in St. Clair County on Tuesday, March 17, 2026. This canvass was made by the County Canvassing Board of St. Clair County.



Dated: Thursday, March 19, 2026 _____

GENERAL PRIMARY
Tuesday, March 17, 2026
Official Canvass
ST. CLAIR COUNTY, ILLINOIS



Democratic
COUNTY

Dated: 19 of March, 2026

Issued by:

A handwritten signature in black ink that reads "Thomas Holbrook". The signature is written in a cursive style with a large, sweeping initial "T".

Thomas Holbrook
ST. CLAIR COUNTY, ILLINOIS
St Clair County Clerk

GENERAL PRIMARY
Tuesday, March 17, 2026

ST. CLAIR COUNTY
FOR COUNTY CLERK
(Vote for ONE)

	REGISTERED VOTERS	BALLOTS CAST	TURNOUT	LAURA KAEMMERER
Belleville 1	1,224	94	7.68%	87
Belleville 2	1,187	112	9.44%	97
Belleville 3	1,305	109	8.35%	101
Belleville 4	1,231	126	10.24%	109
Belleville 5	1,487	191	12.84%	175
Belleville 6	731	52	7.11%	44
Belleville 7	1,433	118	8.23%	105
Belleville 8	1,065	112	10.52%	94
Belleville 9	912	99	10.86%	87
Belleville 10	1,145	143	12.49%	124
Belleville 11	1,525	142	9.31%	129
Belleville 12	1,310	130	9.92%	119
Belleville 13	892	93	10.43%	84
Belleville 14	977	144	14.74%	128
Belleville 15	1,295	160	12.36%	146
Belleville 16	1,144	138	12.06%	124
Belleville 17	1,119	107	9.56%	94
Belleville 18	1,006	109	10.83%	99
Belleville 19	1,661	125	7.53%	113
Belleville 20	1,495	119	7.96%	111
Belleville 21	1,151	127	11.03%	109
Belleville 22	1,247	186	14.92%	167
Belleville 23	968	125	12.91%	114
Belleville 24	1,402	160	11.41%	142
Belleville 25	828	62	7.49%	58
Belleville Township	29,740	3,083	10.37%	2,760
Canteen 1	1,061	97	9.14%	80
Canteen 2	1,101	124	11.26%	100
Canteen 3	965	209	21.66%	150
Canteen 4	528	158	29.92%	124
Canteen 5	515	18	3.50%	16
Canteen Township	4,170	606	14.53%	470
Caseyville 1	1,117	107	9.58%	96
Caseyville 2	2,002	247	12.34%	224
Caseyville 3	1,338	151	11.29%	139
Caseyville 4	1,299	183	14.09%	167
Caseyville 5	1,661	169	10.17%	156
Caseyville 6	1,638	127	7.75%	121
Caseyville 7	1,308	108	8.26%	102
Caseyville 8	1,516	218	14.38%	198
Caseyville 9	864	93	10.76%	86
Caseyville 10	1,230	147	11.95%	137
Caseyville 11	1,100	136	12.36%	128
Caseyville 12	1,512	139	9.19%	129
Caseyville 13	960	152	15.83%	139
Caseyville 14	1,797	270	15.03%	252
Caseyville 15	1,198	139	11.60%	129
Caseyville 16	441	49	11.11%	47
Caseyville 17	905	84	9.28%	74
Caseyville 18	1,489	189	12.69%	168
Caseyville 19	763	138	18.09%	126
Caseyville 20	478	49	10.25%	41
Caseyville 21	994	90	9.05%	85
Caseyville 22	1,433	246	17.17%	229

	REGISTERED VOTERS	BALLOTS CAST	TURNOUT	LAURA KAEEMMERER
Caseyville Township	27,043	3,231	11.95%	2,973
Centreville 1	1,088	148	13.60%	131
Centreville 2	1,019	78	7.65%	70
Centreville 3	1,492	175	11.73%	128
Centreville 4	845	133	15.74%	113
Centreville 5	1,309	100	7.64%	85
Centreville 6	1,233	197	15.98%	169
Centreville 7	1,806	97	5.37%	80
Centreville 8	1,101	108	9.81%	98
Centreville 9	1,534	164	10.69%	116
Centreville 10	1,164	81	6.96%	63
Centreville Township	12,591	1,281	10.17%	1,053
Engelmann 1	564	24	4.26%	20
Engelmann Township	564	24	4.26%	20
Fayetteville 1	435	15	3.45%	14
Fayetteville 2	684	22	3.22%	20
Fayetteville Township	1,119	37	3.31%	34
Freeburg 1	1,342	77	5.74%	69
Freeburg 2	1,268	81	6.39%	71
Freeburg 3	1,293	77	5.96%	64
Freeburg Township	3,903	235	6.02%	204
Lebanon 1	1,655	149	9.00%	137
Lebanon 2	806	54	6.70%	45
Lebanon 3	485	17	3.51%	17
Lebanon Township	2,946	220	7.47%	199
Lenzburg 1	668	28	4.19%	24
Lenzburg Township	668	28	4.19%	24
Marissa 1	1,582	52	3.29%	43
Marissa Township	1,582	52	3.29%	43
Mascoutah 1	1,262	60	4.75%	56
Mascoutah 2	1,834	105	5.73%	95
Mascoutah 3	2,239	119	5.31%	105
Mascoutah 4	1,482	111	7.49%	97
Mascoutah Township	6,817	395	5.79%	353
Millstadt 1	1,246	110	8.83%	95
Millstadt 2	1,610	141	8.76%	114
Millstadt 3	594	53	8.92%	46
Millstadt 4	873	85	9.74%	70
Millstadt 5	1,152	125	10.85%	98
Millstadt Township	5,475	514	9.39%	423
New Athens 1	863	33	3.82%	31
New Athens 2	1,001	44	4.40%	41
New Athens Township	1,864	77	4.13%	72
O Fallon 1	1,073	108	10.07%	98
O Fallon 2	1,114	105	9.43%	102
O Fallon 3	751	67	8.92%	63
O Fallon 4	647	37	5.72%	35
O Fallon 5	1,141	124	10.87%	108
O Fallon 6	905	92	10.17%	85
O Fallon 7	1,196	136	11.37%	124
O Fallon 8	1,502	147	9.79%	134
O Fallon 9	1,172	101	8.62%	93
O Fallon 10	1,239	133	10.73%	121
O Fallon 11	1,304	91	6.98%	84
O Fallon 12	1,503	174	11.58%	158
O Fallon 13	1,292	121	9.37%	113
O Fallon 14	849	57	6.71%	48

	REGISTERED VOTERS	BALLOTS CAST	TURNOUT	LAURA KAEEMMERER
O Fallon 15	1,459	152	10.42%	135
O Fallon 16	1,634	127	7.77%	114
O Fallon 17	1,011	125	12.36%	115
O Fallon 18	738	73	9.89%	64
O'Fallon Township	20,530	1,970	9.60%	1,794
Prairie Du Long 1	793	56	7.06%	44
Prairie Du Long 2	1,377	126	9.15%	101
Prairie Du Long Township	2,170	182	8.39%	145
St Clair 1	1,477	127	8.60%	114
St Clair 2	756	67	8.86%	61
St Clair 3	1,323	138	10.43%	129
St Clair 4	690	56	8.12%	48
St Clair 5	871	90	10.33%	83
St Clair 6	1,407	185	13.15%	167
St Clair 7	1,313	118	8.99%	114
St Clair 8	1,122	146	13.01%	133
St Clair 9	929	71	7.64%	61
St Clair 10	1,346	135	10.03%	124
St Clair 11	834	89	10.67%	74
St Clair 12	1,208	104	8.61%	97
St Clair 13	791	115	14.54%	98
St Clair 14	1,494	192	12.85%	174
St Clair 15	1,403	146	10.41%	133
St Clair 16	1,258	139	11.05%	129
St Clair 17	940	103	10.96%	96
St Clair 18	974	138	14.17%	124
St Clair 19	937	107	11.42%	97
St Clair 20	763	85	11.14%	73
St Clair 21	953	115	12.07%	108
St Clair 22	1,409	146	10.36%	140
St Clair 23	1,616	231	14.29%	215
St Clair 24	1,764	281	15.93%	261
St. Clair Township	27,578	3,124	11.33%	2,853
Shiloh Valley 1	1,578	135	8.56%	125
Shiloh Valley 2	1,678	94	5.60%	84
Shiloh Valley 3	1,198	103	8.60%	95
Shiloh Valley 4	818	67	8.19%	60
Shiloh Valley 5	1,623	180	11.09%	169
Shiloh Valley Township	6,895	579	8.40%	533
Smithton 1	1,354	152	11.23%	122
Smithton 2	820	73	8.90%	58
Smithton 3	1,225	80	6.53%	70
Smithton Township	3,399	305	8.97%	250
Stites 1	363	55	15.15%	44
Stites Township	363	55	15.15%	44
Stookey 1	1,766	145	8.21%	122
Stookey 2	1,258	185	14.71%	161
Stookey 3	892	90	10.09%	82
Stookey 4	672	89	13.24%	82
Stookey 5	1,408	150	10.65%	133
Stookey 6	957	66	6.90%	59
Stookey 7	940	110	11.70%	95
Stookey Township	7,893	835	10.58%	734
Sugar Loaf 1	1,253	71	5.67%	60
Sugar Loaf 2	623	43	6.90%	31
Sugar Loaf 3	1,353	77	5.69%	66

	REGISTERED VOTERS	BALLOTS CAST	TURNOUT	LAURA KAEMMERER
Sugar Loaf 4	737	34	4.61%	31
Sugar Loaf 5	924	39	4.22%	34
Sugar Loaf Township	4,890	264	5.40%	222
ST. CLAIR COUNTY, ILLINOIS	172,200	17,097	9.93%	15,203
Precinct 1	1,226	140	11.42%	97
Precinct 2	895	191	21.34%	163
Precinct 3	1,350	390	28.89%	261
Precinct 4	1,220	473	38.77%	180
Precinct 5	1,126	171	15.19%	140
Precinct 6	954	182	19.08%	144
Precinct 7	1,642	383	23.33%	246
Precinct 8	1,176	134	11.39%	111
Precinct 9	713	128	17.95%	113
Precinct 10	1,004	131	13.05%	115
Precinct 11	1,279	183	14.31%	141
Precinct 12	968	118	12.19%	95
Precinct 13	1,165	247	21.20%	203
City of E. St. Louis	14,718	2,871	19.51%	2,009
CITY OF E. ST. LOUIS ELECTION COMMISSION	14,718	2,871	19.51%	2,009
Total	186,918	19,968	10.68%	17,212

GENERAL PRIMARY
Tuesday, March 17, 2026

ST. CLAIR COUNTY
FOR COUNTY TREASURER
(Vote for ONE)

	REGISTERED VOTERS	BALLOTS CAST	TURNOUT	ANDREW LOPINOT
Belleville 1	1,224	94	7.68%	87
Belleville 2	1,187	112	9.44%	96
Belleville 3	1,305	109	8.35%	100
Belleville 4	1,231	126	10.24%	110
Belleville 5	1,487	191	12.84%	171
Belleville 6	731	52	7.11%	43
Belleville 7	1,433	118	8.23%	104
Belleville 8	1,065	112	10.52%	94
Belleville 9	912	99	10.86%	87
Belleville 10	1,145	143	12.49%	127
Belleville 11	1,525	142	9.31%	129
Belleville 12	1,310	130	9.92%	117
Belleville 13	892	93	10.43%	84
Belleville 14	977	144	14.74%	127
Belleville 15	1,295	160	12.36%	146
Belleville 16	1,144	138	12.06%	124
Belleville 17	1,119	107	9.56%	93
Belleville 18	1,006	109	10.83%	101
Belleville 19	1,661	125	7.53%	111
Belleville 20	1,495	119	7.96%	111
Belleville 21	1,151	127	11.03%	107
Belleville 22	1,247	186	14.92%	166
Belleville 23	968	125	12.91%	114
Belleville 24	1,402	160	11.41%	143
Belleville 25	828	62	7.49%	58
Belleville Township	29,740	3,083	10.37%	2,750
Canteen 1	1,061	97	9.14%	81
Canteen 2	1,101	124	11.26%	102
Canteen 3	965	209	21.66%	148
Canteen 4	528	158	29.92%	110
Canteen 5	515	18	3.50%	16
Canteen Township	4,170	606	14.53%	457
Caseyville 1	1,117	107	9.58%	97
Caseyville 2	2,002	247	12.34%	222
Caseyville 3	1,338	151	11.29%	139
Caseyville 4	1,299	183	14.09%	169
Caseyville 5	1,661	169	10.17%	155
Caseyville 6	1,638	127	7.75%	121
Caseyville 7	1,308	108	8.26%	103
Caseyville 8	1,516	218	14.38%	196
Caseyville 9	864	93	10.76%	84
Caseyville 10	1,230	147	11.95%	136
Caseyville 11	1,100	136	12.36%	129
Caseyville 12	1,512	139	9.19%	127
Caseyville 13	960	152	15.83%	140
Caseyville 14	1,797	270	15.03%	255
Caseyville 15	1,198	139	11.60%	129
Caseyville 16	441	49	11.11%	46
Caseyville 17	905	84	9.28%	75
Caseyville 18	1,489	189	12.69%	167
Caseyville 19	763	138	18.09%	124
Caseyville 20	478	49	10.25%	41
Caseyville 21	994	90	9.05%	85
Caseyville 22	1,433	246	17.17%	227

	REGISTERED VOTERS	BALLOTS CAST	TURNOUT	ANDREW LOPINOT
Caseyville Township	27,043	3,231	11.95%	2,967
Centreville 1	1,088	148	13.60%	127
Centreville 2	1,019	78	7.65%	74
Centreville 3	1,492	175	11.73%	134
Centreville 4	845	133	15.74%	113
Centreville 5	1,309	100	7.64%	89
Centreville 6	1,233	197	15.98%	171
Centreville 7	1,806	97	5.37%	83
Centreville 8	1,101	108	9.81%	97
Centreville 9	1,534	164	10.69%	119
Centreville 10	1,164	81	6.96%	64
Centreville Township	12,591	1,281	10.17%	1,071
Engelmann 1	564	24	4.26%	18
Engelmann Township	564	24	4.26%	18
Fayetteville 1	435	15	3.45%	14
Fayetteville 2	684	22	3.22%	19
Fayetteville Township	1,119	37	3.31%	33
Freeburg 1	1,342	77	5.74%	69
Freeburg 2	1,268	81	6.39%	67
Freeburg 3	1,293	77	5.96%	65
Freeburg Township	3,903	235	6.02%	201
Lebanon 1	1,655	149	9.00%	139
Lebanon 2	806	54	6.70%	44
Lebanon 3	485	17	3.51%	17
Lebanon Township	2,946	220	7.47%	200
Lenzburg 1	668	28	4.19%	24
Lenzburg Township	668	28	4.19%	24
Marissa 1	1,582	52	3.29%	47
Marissa Township	1,582	52	3.29%	47
Mascoutah 1	1,262	60	4.75%	56
Mascoutah 2	1,834	105	5.73%	95
Mascoutah 3	2,239	119	5.31%	104
Mascoutah 4	1,482	111	7.49%	95
Mascoutah Township	6,817	395	5.79%	350
Millstadt 1	1,246	110	8.83%	96
Millstadt 2	1,610	141	8.76%	114
Millstadt 3	594	53	8.92%	44
Millstadt 4	873	85	9.74%	71
Millstadt 5	1,152	125	10.85%	98
Millstadt Township	5,475	514	9.39%	423
New Athens 1	863	33	3.82%	31
New Athens 2	1,001	44	4.40%	42
New Athens Township	1,864	77	4.13%	73
O Fallon 1	1,073	108	10.07%	98
O Fallon 2	1,114	105	9.43%	100
O Fallon 3	751	67	8.92%	61
O Fallon 4	647	37	5.72%	34
O Fallon 5	1,141	124	10.87%	112
O Fallon 6	905	92	10.17%	85
O Fallon 7	1,196	136	11.37%	122
O Fallon 8	1,502	147	9.79%	129
O Fallon 9	1,172	101	8.62%	94
O Fallon 10	1,239	133	10.73%	121
O Fallon 11	1,304	91	6.98%	85
O Fallon 12	1,503	174	11.58%	157
O Fallon 13	1,292	121	9.37%	113
O Fallon 14	849	57	6.71%	45

	REGISTERED VOTERS	BALLOTS CAST	TURNOUT	ANDREW LOPINOT
O Fallon 15	1,459	152	10.42%	137
O Fallon 16	1,634	127	7.77%	113
O Fallon 17	1,011	125	12.36%	116
O Fallon 18	738	73	9.89%	65
O'Fallon Township	20,530	1,970	9.60%	1,787
Prairie Du Long 1	793	56	7.06%	44
Prairie Du Long 2	1,377	126	9.15%	101
Prairie Du Long Township	2,170	182	8.39%	145
St Clair 1	1,477	127	8.60%	112
St Clair 2	756	67	8.86%	63
St Clair 3	1,323	138	10.43%	129
St Clair 4	690	56	8.12%	49
St Clair 5	871	90	10.33%	80
St Clair 6	1,407	185	13.15%	169
St Clair 7	1,313	118	8.99%	113
St Clair 8	1,122	146	13.01%	131
St Clair 9	929	71	7.64%	61
St Clair 10	1,346	135	10.03%	123
St Clair 11	834	89	10.67%	74
St Clair 12	1,208	104	8.61%	98
St Clair 13	791	115	14.54%	96
St Clair 14	1,494	192	12.85%	176
St Clair 15	1,403	146	10.41%	137
St Clair 16	1,258	139	11.05%	127
St Clair 17	940	103	10.96%	96
St Clair 18	974	138	14.17%	123
St Clair 19	937	107	11.42%	95
St Clair 20	763	85	11.14%	75
St Clair 21	953	115	12.07%	106
St Clair 22	1,409	146	10.36%	138
St Clair 23	1,616	231	14.29%	217
St Clair 24	1,764	281	15.93%	262
St. Clair Township	27,578	3,124	11.33%	2,850
Shiloh Valley 1	1,578	135	8.56%	123
Shiloh Valley 2	1,678	94	5.60%	85
Shiloh Valley 3	1,198	103	8.60%	95
Shiloh Valley 4	818	67	8.19%	61
Shiloh Valley 5	1,623	180	11.09%	168
Shiloh Valley Township	6,895	579	8.40%	532
Smithton 1	1,354	152	11.23%	118
Smithton 2	820	73	8.90%	57
Smithton 3	1,225	80	6.53%	69
Smithton Township	3,399	305	8.97%	244
Stites 1	363	55	15.15%	44
Stites Township	363	55	15.15%	44
Stookey 1	1,766	145	8.21%	123
Stookey 2	1,258	185	14.71%	162
Stookey 3	892	90	10.09%	80
Stookey 4	672	89	13.24%	80
Stookey 5	1,408	150	10.65%	134
Stookey 6	957	66	6.90%	58
Stookey 7	940	110	11.70%	95
Stookey Township	7,893	835	10.58%	732
Sugar Loaf 1	1,253	71	5.67%	64
Sugar Loaf 2	623	43	6.90%	31
Sugar Loaf 3	1,353	77	5.69%	66

	REGISTERED VOTERS	BALLOTS CAST	TURNOUT	ANDREW LOPINOT
Sugar Loaf 4	737	34	4.61%	31
Sugar Loaf 5	924	39	4.22%	35
Sugar Loaf Township	4,890	264	5.40%	227
ST. CLAIR COUNTY, ILLINOIS	172,200	17,097	9.93%	15,175
Precinct 1	1,226	140	11.42%	95
Precinct 2	895	191	21.34%	166
Precinct 3	1,350	390	28.89%	253
Precinct 4	1,220	473	38.77%	185
Precinct 5	1,126	171	15.19%	143
Precinct 6	954	182	19.08%	146
Precinct 7	1,642	383	23.33%	253
Precinct 8	1,176	134	11.39%	106
Precinct 9	713	128	17.95%	101
Precinct 10	1,004	131	13.05%	111
Precinct 11	1,279	183	14.31%	146
Precinct 12	968	118	12.19%	94
Precinct 13	1,165	247	21.20%	202
City of E. St. Louis	14,718	2,871	19.51%	2,001
CITY OF E. ST. LOUIS ELECTION COMMISSION	14,718	2,871	19.51%	2,001
Total	186,918	19,968	10.68%	17,176

GENERAL PRIMARY
Tuesday, March 17, 2026

ST. CLAIR COUNTY
FOR COUNTY SHERIFF
(Vote for ONE)

	REGISTERED VOTERS	BALLOTS CAST	TURNOUT	RICHARD "RICK" WATSON	EDGAR ELLIS
Belleville 1	1,224	94	7.68%	57	33
Belleville 2	1,187	112	9.44%	64	37
Belleville 3	1,305	109	8.35%	59	43
Belleville 4	1,231	126	10.24%	66	45
Belleville 5	1,487	191	12.84%	132	48
Belleville 6	731	52	7.11%	32	15
Belleville 7	1,433	118	8.23%	70	40
Belleville 8	1,065	112	10.52%	69	32
Belleville 9	912	99	10.86%	55	36
Belleville 10	1,145	143	12.49%	77	48
Belleville 11	1,525	142	9.31%	89	49
Belleville 12	1,310	130	9.92%	84	38
Belleville 13	892	93	10.43%	47	40
Belleville 14	977	144	14.74%	94	38
Belleville 15	1,295	160	12.36%	82	66
Belleville 16	1,144	138	12.06%	102	30
Belleville 17	1,119	107	9.56%	58	39
Belleville 18	1,006	109	10.83%	65	38
Belleville 19	1,661	125	7.53%	77	40
Belleville 20	1,495	119	7.96%	56	55
Belleville 21	1,151	127	11.03%	70	46
Belleville 22	1,247	186	14.92%	103	69
Belleville 23	968	125	12.91%	71	44
Belleville 24	1,402	160	11.41%	98	51
Belleville 25	828	62	7.49%	38	20
Belleville Township	29,740	3,083	10.37%	1,815	1,040
Canteen 1	1,061	97	9.14%	60	24
Canteen 2	1,101	124	11.26%	60	48
Canteen 3	965	209	21.66%	134	45
Canteen 4	528	158	29.92%	97	45
Canteen 5	515	18	3.50%	10	4
Canteen Township	4,170	606	14.53%	361	166
Caseyville 1	1,117	107	9.58%	82	14
Caseyville 2	2,002	247	12.34%	140	82
Caseyville 3	1,338	151	11.29%	80	65
Caseyville 4	1,299	183	14.09%	102	74
Caseyville 5	1,661	169	10.17%	97	55
Caseyville 6	1,638	127	7.75%	82	41
Caseyville 7	1,308	108	8.26%	71	30
Caseyville 8	1,516	218	14.38%	139	61
Caseyville 9	864	93	10.76%	45	42
Caseyville 10	1,230	147	11.95%	110	31
Caseyville 11	1,100	136	12.36%	80	49
Caseyville 12	1,512	139	9.19%	86	40
Caseyville 13	960	152	15.83%	80	61
Caseyville 14	1,797	270	15.03%	165	87
Caseyville 15	1,198	139	11.60%	77	57
Caseyville 16	441	49	11.11%	35	13
Caseyville 17	905	84	9.28%	51	28
Caseyville 18	1,489	189	12.69%	103	67
Caseyville 19	763	138	18.09%	76	53
Caseyville 20	478	49	10.25%	31	12
Caseyville 21	994	90	9.05%	55	30
Caseyville 22	1,433	246	17.17%	145	79

	REGISTERED VOTERS	BALLOTS CAST	TURNOUT	RICHARD "RICK" WATSON	EDGAR ELLIS
Caseyville Township	27,043	3,231	11.95%	1,932	1,071
Centreville 1	1,088	148	13.60%	101	34
Centreville 2	1,019	78	7.65%	55	21
Centreville 3	1,492	175	11.73%	91	54
Centreville 4	845	133	15.74%	92	34
Centreville 5	1,309	100	7.64%	60	37
Centreville 6	1,233	197	15.98%	99	82
Centreville 7	1,806	97	5.37%	47	43
Centreville 8	1,101	108	9.81%	71	30
Centreville 9	1,534	164	10.69%	85	46
Centreville 10	1,164	81	6.96%	47	26
Centreville Township	12,591	1,281	10.17%	748	407
Engelmann 1	564	24	4.26%	20	2
Engelmann Township	564	24	4.26%	20	2
Fayetteville 1	435	15	3.45%	13	2
Fayetteville 2	684	22	3.22%	14	5
Fayetteville Township	1,119	37	3.31%	27	7
Freeburg 1	1,342	77	5.74%	53	17
Freeburg 2	1,268	81	6.39%	58	15
Freeburg 3	1,293	77	5.96%	51	19
Freeburg Township	3,903	235	6.02%	162	51
Lebanon 1	1,655	149	9.00%	102	38
Lebanon 2	806	54	6.70%	30	18
Lebanon 3	485	17	3.51%	12	4
Lebanon Township	2,946	220	7.47%	144	60
Lenzburg 1	668	28	4.19%	15	10
Lenzburg Township	668	28	4.19%	15	10
Marissa 1	1,582	52	3.29%	37	8
Marissa Township	1,582	52	3.29%	37	8
Mascoutah 1	1,262	60	4.75%	30	26
Mascoutah 2	1,834	105	5.73%	54	41
Mascoutah 3	2,239	119	5.31%	61	52
Mascoutah 4	1,482	111	7.49%	58	41
Mascoutah Township	6,817	395	5.79%	203	160
Millstadt 1	1,246	110	8.83%	82	23
Millstadt 2	1,610	141	8.76%	101	23
Millstadt 3	594	53	8.92%	48	3
Millstadt 4	873	85	9.74%	64	16
Millstadt 5	1,152	125	10.85%	86	22
Millstadt Township	5,475	514	9.39%	381	87
New Athens 1	863	33	3.82%	28	3
New Athens 2	1,001	44	4.40%	24	17
New Athens Township	1,864	77	4.13%	52	20
O Fallon 1	1,073	108	10.07%	54	43
O Fallon 2	1,114	105	9.43%	54	48
O Fallon 3	751	67	8.92%	45	18
O Fallon 4	647	37	5.72%	19	14
O Fallon 5	1,141	124	10.87%	65	49
O Fallon 6	905	92	10.17%	54	32
O Fallon 7	1,196	136	11.37%	62	58
O Fallon 8	1,502	147	9.79%	81	55
O Fallon 9	1,172	101	8.62%	56	35
O Fallon 10	1,239	133	10.73%	68	58
O Fallon 11	1,304	91	6.98%	57	24
O Fallon 12	1,503	174	11.58%	96	65
O Fallon 13	1,292	121	9.37%	68	46
O Fallon 14	849	57	6.71%	29	22

	REGISTERED VOTERS	BALLOTS CAST	TURNOUT	RICHARD "RICK" WATSON	EDGAR ELLIS
O Fallon 15	1,459	152	10.42%	86	53
O Fallon 16	1,634	127	7.77%	67	45
O Fallon 17	1,011	125	12.36%	70	46
O Fallon 18	738	73	9.89%	43	23
O'Fallon Township	20,530	1,970	9.60%	1,074	734
Prairie Du Long 1	793	56	7.06%	41	9
Prairie Du Long 2	1,377	126	9.15%	89	18
Prairie Du Long Township	2,170	182	8.39%	130	27
St Clair 1	1,477	127	8.60%	95	21
St Clair 2	756	67	8.86%	50	14
St Clair 3	1,323	138	10.43%	93	38
St Clair 4	690	56	8.12%	39	14
St Clair 5	871	90	10.33%	63	19
St Clair 6	1,407	185	13.15%	122	48
St Clair 7	1,313	118	8.99%	77	36
St Clair 8	1,122	146	13.01%	78	58
St Clair 9	929	71	7.64%	45	20
St Clair 10	1,346	135	10.03%	83	43
St Clair 11	834	89	10.67%	63	18
St Clair 12	1,208	104	8.61%	58	39
St Clair 13	791	115	14.54%	72	33
St Clair 14	1,494	192	12.85%	112	69
St Clair 15	1,403	146	10.41%	92	45
St Clair 16	1,258	139	11.05%	64	69
St Clair 17	940	103	10.96%	71	26
St Clair 18	974	138	14.17%	98	36
St Clair 19	937	107	11.42%	62	34
St Clair 20	763	85	11.14%	64	10
St Clair 21	953	115	12.07%	76	35
St Clair 22	1,409	146	10.36%	82	55
St Clair 23	1,616	231	14.29%	137	84
St Clair 24	1,764	281	15.93%	151	113
St. Clair Township	27,578	3,124	11.33%	1,947	977
Shiloh Valley 1	1,578	135	8.56%	81	40
Shiloh Valley 2	1,678	94	5.60%	51	35
Shiloh Valley 3	1,198	103	8.60%	66	29
Shiloh Valley 4	818	67	8.19%	44	19
Shiloh Valley 5	1,623	180	11.09%	83	88
Shiloh Valley Township	6,895	579	8.40%	325	211
Smithton 1	1,354	152	11.23%	108	26
Smithton 2	820	73	8.90%	56	10
Smithton 3	1,225	80	6.53%	57	13
Smithton Township	3,399	305	8.97%	221	49
Stites 1	363	55	15.15%	25	21
Stites Township	363	55	15.15%	25	21
Stookey 1	1,766	145	8.21%	103	37
Stookey 2	1,258	185	14.71%	92	70
Stookey 3	892	90	10.09%	47	37
Stookey 4	672	89	13.24%	69	18
Stookey 5	1,408	150	10.65%	89	54
Stookey 6	957	66	6.90%	42	20
Stookey 7	940	110	11.70%	62	38
Stookey Township	7,893	835	10.58%	504	274
Sugar Loaf 1	1,253	71	5.67%	52	15
Sugar Loaf 2	623	43	6.90%	25	13
Sugar Loaf 3	1,353	77	5.69%	52	18

	REGISTERED VOTERS	BALLOTS CAST	TURNOUT	RICHARD "RICK" WATSON	EDGAR ELLIS
Sugar Loaf 4	737	34	4.61%	26	7
Sugar Loaf 5	924	39	4.22%	28	10
Sugar Loaf Township	4,890	264	5.40%	183	63
ST. CLAIR COUNTY, ILLINOIS	172,200	17,097	9.93%	10,306	5,445
Precinct 1	1,226	140	11.42%	81	52
Precinct 2	895	191	21.34%	121	57
Precinct 3	1,350	390	28.89%	134	199
Precinct 4	1,220	473	38.77%	197	189
Precinct 5	1,126	171	15.19%	105	56
Precinct 6	954	182	19.08%	116	58
Precinct 7	1,642	383	23.33%	196	136
Precinct 8	1,176	134	11.39%	82	49
Precinct 9	713	128	17.95%	82	39
Precinct 10	1,004	131	13.05%	62	66
Precinct 11	1,279	183	14.31%	111	60
Precinct 12	968	118	12.19%	67	43
Precinct 13	1,165	247	21.20%	146	91
City of E. St. Louis	14,718	2,871	19.51%	1,500	1,095
CITY OF E. ST. LOUIS ELECTION COMMISSION	14,718	2,871	19.51%	1,500	1,095
Total	186,918	19,968	10.68%	11,806	6,540

GENERAL PRIMARY
Tuesday, March 17, 2026

ST. CLAIR COUNTY
FOR COUNTY ASSESSOR
(Vote for ONE)

	REGISTERED VOTERS	BALLOTS CAST	TURNOUT	JENNIFER GOMRICK MINTON
Belleville 1	1,224	94	7.68%	86
Belleville 2	1,187	112	9.44%	98
Belleville 3	1,305	109	8.35%	98
Belleville 4	1,231	126	10.24%	107
Belleville 5	1,487	191	12.84%	166
Belleville 6	731	52	7.11%	45
Belleville 7	1,433	118	8.23%	105
Belleville 8	1,065	112	10.52%	95
Belleville 9	912	99	10.86%	87
Belleville 10	1,145	143	12.49%	127
Belleville 11	1,525	142	9.31%	129
Belleville 12	1,310	130	9.92%	119
Belleville 13	892	93	10.43%	86
Belleville 14	977	144	14.74%	124
Belleville 15	1,295	160	12.36%	142
Belleville 16	1,144	138	12.06%	127
Belleville 17	1,119	107	9.56%	95
Belleville 18	1,006	109	10.83%	100
Belleville 19	1,661	125	7.53%	115
Belleville 20	1,495	119	7.96%	111
Belleville 21	1,151	127	11.03%	110
Belleville 22	1,247	186	14.92%	167
Belleville 23	968	125	12.91%	113
Belleville 24	1,402	160	11.41%	142
Belleville 25	828	62	7.49%	58
Belleville Township	29,740	3,083	10.37%	2,752
Canteen 1	1,061	97	9.14%	85
Canteen 2	1,101	124	11.26%	101
Canteen 3	965	209	21.66%	158
Canteen 4	528	158	29.92%	103
Canteen 5	515	18	3.50%	16
Canteen Township	4,170	606	14.53%	463
Caseyville 1	1,117	107	9.58%	96
Caseyville 2	2,002	247	12.34%	227
Caseyville 3	1,338	151	11.29%	140
Caseyville 4	1,299	183	14.09%	170
Caseyville 5	1,661	169	10.17%	158
Caseyville 6	1,638	127	7.75%	120
Caseyville 7	1,308	108	8.26%	101
Caseyville 8	1,516	218	14.38%	197
Caseyville 9	864	93	10.76%	86
Caseyville 10	1,230	147	11.95%	138
Caseyville 11	1,100	136	12.36%	128
Caseyville 12	1,512	139	9.19%	126
Caseyville 13	960	152	15.83%	141
Caseyville 14	1,797	270	15.03%	253
Caseyville 15	1,198	139	11.60%	129
Caseyville 16	441	49	11.11%	46
Caseyville 17	905	84	9.28%	75
Caseyville 18	1,489	189	12.69%	169
Caseyville 19	763	138	18.09%	124
Caseyville 20	478	49	10.25%	41
Caseyville 21	994	90	9.05%	84
Caseyville 22	1,433	246	17.17%	230

	REGISTERED VOTERS	BALLOTS CAST	TURNOUT	JENNIFER GOMRIC MINTON
Caseyville Township	27,043	3,231	11.95%	2,979
Centreville 1	1,088	148	13.60%	127
Centreville 2	1,019	78	7.65%	72
Centreville 3	1,492	175	11.73%	130
Centreville 4	845	133	15.74%	116
Centreville 5	1,309	100	7.64%	89
Centreville 6	1,233	197	15.98%	173
Centreville 7	1,806	97	5.37%	82
Centreville 8	1,101	108	9.81%	99
Centreville 9	1,534	164	10.69%	115
Centreville 10	1,164	81	6.96%	63
Centreville Township	12,591	1,281	10.17%	1,066
Engelmann 1	564	24	4.26%	18
Engelmann Township	564	24	4.26%	18
Fayetteville 1	435	15	3.45%	15
Fayetteville 2	684	22	3.22%	19
Fayetteville Township	1,119	37	3.31%	34
Freeburg 1	1,342	77	5.74%	65
Freeburg 2	1,268	81	6.39%	69
Freeburg 3	1,293	77	5.96%	63
Freeburg Township	3,903	235	6.02%	197
Lebanon 1	1,655	149	9.00%	137
Lebanon 2	806	54	6.70%	46
Lebanon 3	485	17	3.51%	17
Lebanon Township	2,946	220	7.47%	200
Lenzburg 1	668	28	4.19%	23
Lenzburg Township	668	28	4.19%	23
Marissa 1	1,582	52	3.29%	47
Marissa Township	1,582	52	3.29%	47
Mascoutah 1	1,262	60	4.75%	56
Mascoutah 2	1,834	105	5.73%	95
Mascoutah 3	2,239	119	5.31%	103
Mascoutah 4	1,482	111	7.49%	96
Mascoutah Township	6,817	395	5.79%	350
Millstadt 1	1,246	110	8.83%	100
Millstadt 2	1,610	141	8.76%	114
Millstadt 3	594	53	8.92%	46
Millstadt 4	873	85	9.74%	70
Millstadt 5	1,152	125	10.85%	101
Millstadt Township	5,475	514	9.39%	431
New Athens 1	863	33	3.82%	32
New Athens 2	1,001	44	4.40%	38
New Athens Township	1,864	77	4.13%	70
O Fallon 1	1,073	108	10.07%	99
O Fallon 2	1,114	105	9.43%	101
O Fallon 3	751	67	8.92%	64
O Fallon 4	647	37	5.72%	34
O Fallon 5	1,141	124	10.87%	109
O Fallon 6	905	92	10.17%	86
O Fallon 7	1,196	136	11.37%	122
O Fallon 8	1,502	147	9.79%	133
O Fallon 9	1,172	101	8.62%	93
O Fallon 10	1,239	133	10.73%	121
O Fallon 11	1,304	91	6.98%	85
O Fallon 12	1,503	174	11.58%	157
O Fallon 13	1,292	121	9.37%	114
O Fallon 14	849	57	6.71%	45

	REGISTERED VOTERS	BALLOTS CAST	TURNOUT	JENNIFER GOMRIC MINTON
O Fallon 15	1,459	152	10.42%	139
O Fallon 16	1,634	127	7.77%	115
O Fallon 17	1,011	125	12.36%	116
O Fallon 18	738	73	9.89%	62
O'Fallon Township	20,530	1,970	9.60%	1,795
Prairie Du Long 1	793	56	7.06%	44
Prairie Du Long 2	1,377	126	9.15%	102
Prairie Du Long Township	2,170	182	8.39%	146
St Clair 1	1,477	127	8.60%	113
St Clair 2	756	67	8.86%	62
St Clair 3	1,323	138	10.43%	127
St Clair 4	690	56	8.12%	51
St Clair 5	871	90	10.33%	80
St Clair 6	1,407	185	13.15%	168
St Clair 7	1,313	118	8.99%	111
St Clair 8	1,122	146	13.01%	134
St Clair 9	929	71	7.64%	60
St Clair 10	1,346	135	10.03%	122
St Clair 11	834	89	10.67%	75
St Clair 12	1,208	104	8.61%	98
St Clair 13	791	115	14.54%	96
St Clair 14	1,494	192	12.85%	173
St Clair 15	1,403	146	10.41%	136
St Clair 16	1,258	139	11.05%	125
St Clair 17	940	103	10.96%	96
St Clair 18	974	138	14.17%	121
St Clair 19	937	107	11.42%	95
St Clair 20	763	85	11.14%	72
St Clair 21	953	115	12.07%	110
St Clair 22	1,409	146	10.36%	138
St Clair 23	1,616	231	14.29%	217
St Clair 24	1,764	281	15.93%	260
St. Clair Township	27,578	3,124	11.33%	2,840
Shiloh Valley 1	1,578	135	8.56%	125
Shiloh Valley 2	1,678	94	5.60%	88
Shiloh Valley 3	1,198	103	8.60%	95
Shiloh Valley 4	818	67	8.19%	59
Shiloh Valley 5	1,623	180	11.09%	170
Shiloh Valley Township	6,895	579	8.40%	537
Smithton 1	1,354	152	11.23%	124
Smithton 2	820	73	8.90%	61
Smithton 3	1,225	80	6.53%	68
Smithton Township	3,399	305	8.97%	253
Stites 1	363	55	15.15%	41
Stites Township	363	55	15.15%	41
Stookey 1	1,766	145	8.21%	127
Stookey 2	1,258	185	14.71%	165
Stookey 3	892	90	10.09%	81
Stookey 4	672	89	13.24%	85
Stookey 5	1,408	150	10.65%	139
Stookey 6	957	66	6.90%	58
Stookey 7	940	110	11.70%	94
Stookey Township	7,893	835	10.58%	749
Sugar Loaf 1	1,253	71	5.67%	63
Sugar Loaf 2	623	43	6.90%	33
Sugar Loaf 3	1,353	77	5.69%	66

	REGISTERED VOTERS	BALLOTS CAST	TURNOUT	JENNIFER GOMRIG MINTON
Sugar Loaf 4	737	34	4.61%	30
Sugar Loaf 5	924	39	4.22%	34
Sugar Loaf Township	4,890	264	5.40%	226
ST. CLAIR COUNTY, ILLINOIS	172,200	17,097	9.93%	15,217
Precinct 1	1,226	140	11.42%	97
Precinct 2	895	191	21.34%	168
Precinct 3	1,350	390	28.89%	265
Precinct 4	1,220	473	38.77%	193
Precinct 5	1,126	171	15.19%	152
Precinct 6	954	182	19.08%	153
Precinct 7	1,642	383	23.33%	259
Precinct 8	1,176	134	11.39%	116
Precinct 9	713	128	17.95%	101
Precinct 10	1,004	131	13.05%	121
Precinct 11	1,279	183	14.31%	143
Precinct 12	968	118	12.19%	100
Precinct 13	1,165	247	21.20%	208
City of E. St. Louis	14,718	2,871	19.51%	2,076
CITY OF E. ST. LOUIS ELECTION COMMISSION	14,718	2,871	19.51%	2,076
Total	186,918	19,968	10.68%	17,293

GENERAL PRIMARY
Tuesday, March 17, 2026

ST. CLAIR COUNTY
FOR COUNTY BOARD OF REVIEW
(Vote for ONE)

	REGISTERED VOTERS	BALLOTS CAST	TURNOUT	IRMA G. GOLLIDAY
Belleville 1	1,224	94	7.68%	87
Belleville 2	1,187	112	9.44%	99
Belleville 3	1,305	109	8.35%	97
Belleville 4	1,231	126	10.24%	107
Belleville 5	1,487	191	12.84%	162
Belleville 6	731	52	7.11%	44
Belleville 7	1,433	118	8.23%	100
Belleville 8	1,065	112	10.52%	95
Belleville 9	912	99	10.86%	86
Belleville 10	1,145	143	12.49%	127
Belleville 11	1,525	142	9.31%	130
Belleville 12	1,310	130	9.92%	119
Belleville 13	892	93	10.43%	89
Belleville 14	977	144	14.74%	121
Belleville 15	1,295	160	12.36%	146
Belleville 16	1,144	138	12.06%	120
Belleville 17	1,119	107	9.56%	92
Belleville 18	1,006	109	10.83%	100
Belleville 19	1,661	125	7.53%	111
Belleville 20	1,495	119	7.96%	114
Belleville 21	1,151	127	11.03%	106
Belleville 22	1,247	186	14.92%	165
Belleville 23	968	125	12.91%	112
Belleville 24	1,402	160	11.41%	139
Belleville 25	828	62	7.49%	57
Belleville Township	29,740	3,083	10.37%	2,725
Canteen 1	1,061	97	9.14%	78
Canteen 2	1,101	124	11.26%	106
Canteen 3	965	209	21.66%	169
Canteen 4	528	158	29.92%	135
Canteen 5	515	18	3.50%	16
Canteen Township	4,170	606	14.53%	504
Caseyville 1	1,117	107	9.58%	95
Caseyville 2	2,002	247	12.34%	224
Caseyville 3	1,338	151	11.29%	142
Caseyville 4	1,299	183	14.09%	170
Caseyville 5	1,661	169	10.17%	155
Caseyville 6	1,638	127	7.75%	120
Caseyville 7	1,308	108	8.26%	103
Caseyville 8	1,516	218	14.38%	196
Caseyville 9	864	93	10.76%	83
Caseyville 10	1,230	147	11.95%	134
Caseyville 11	1,100	136	12.36%	126
Caseyville 12	1,512	139	9.19%	126
Caseyville 13	960	152	15.83%	139
Caseyville 14	1,797	270	15.03%	252
Caseyville 15	1,198	139	11.60%	131
Caseyville 16	441	49	11.11%	46
Caseyville 17	905	84	9.28%	74
Caseyville 18	1,489	189	12.69%	162
Caseyville 19	763	138	18.09%	126
Caseyville 20	478	49	10.25%	42
Caseyville 21	994	90	9.05%	82
Caseyville 22	1,433	246	17.17%	226

	REGISTERED VOTERS	BALLOTS CAST	TURNOUT	IRMA G. GOLLIDAY
Caseyville Township	27,043	3,231	11.95%	2,954
Centreville 1	1,088	148	13.60%	138
Centreville 2	1,019	78	7.65%	73
Centreville 3	1,492	175	11.73%	147
Centreville 4	845	133	15.74%	111
Centreville 5	1,309	100	7.64%	88
Centreville 6	1,233	197	15.98%	183
Centreville 7	1,806	97	5.37%	82
Centreville 8	1,101	108	9.81%	99
Centreville 9	1,534	164	10.69%	116
Centreville 10	1,164	81	6.96%	72
Centreville Township	12,591	1,281	10.17%	1,109
Engelmann 1	564	24	4.26%	18
Engelmann Township	564	24	4.26%	18
Fayetteville 1	435	15	3.45%	14
Fayetteville 2	684	22	3.22%	19
Fayetteville Township	1,119	37	3.31%	33
Freeburg 1	1,342	77	5.74%	62
Freeburg 2	1,268	81	6.39%	67
Freeburg 3	1,293	77	5.96%	60
Freeburg Township	3,903	235	6.02%	189
Lebanon 1	1,655	149	9.00%	135
Lebanon 2	806	54	6.70%	46
Lebanon 3	485	17	3.51%	17
Lebanon Township	2,946	220	7.47%	198
Lenzburg 1	668	28	4.19%	24
Lenzburg Township	668	28	4.19%	24
Marissa 1	1,582	52	3.29%	43
Marissa Township	1,582	52	3.29%	43
Mascoutah 1	1,262	60	4.75%	54
Mascoutah 2	1,834	105	5.73%	95
Mascoutah 3	2,239	119	5.31%	101
Mascoutah 4	1,482	111	7.49%	95
Mascoutah Township	6,817	395	5.79%	345
Millstadt 1	1,246	110	8.83%	89
Millstadt 2	1,610	141	8.76%	108
Millstadt 3	594	53	8.92%	45
Millstadt 4	873	85	9.74%	67
Millstadt 5	1,152	125	10.85%	92
Millstadt Township	5,475	514	9.39%	401
New Athens 1	863	33	3.82%	31
New Athens 2	1,001	44	4.40%	40
New Athens Township	1,864	77	4.13%	71
O Fallon 1	1,073	108	10.07%	94
O Fallon 2	1,114	105	9.43%	103
O Fallon 3	751	67	8.92%	62
O Fallon 4	647	37	5.72%	34
O Fallon 5	1,141	124	10.87%	106
O Fallon 6	905	92	10.17%	86
O Fallon 7	1,196	136	11.37%	121
O Fallon 8	1,502	147	9.79%	134
O Fallon 9	1,172	101	8.62%	91
O Fallon 10	1,239	133	10.73%	123
O Fallon 11	1,304	91	6.98%	84
O Fallon 12	1,503	174	11.58%	156
O Fallon 13	1,292	121	9.37%	112
O Fallon 14	849	57	6.71%	45

	REGISTERED VOTERS	BALLOTS CAST	TURNOUT	IRMA G. GOLLIDAY
O Fallon 15	1,459	152	10.42%	138
O Fallon 16	1,634	127	7.77%	112
O Fallon 17	1,011	125	12.36%	112
O Fallon 18	738	73	9.89%	64
O'Fallon Township	20,530	1,970	9.60%	1,777
Prairie Du Long 1	793	56	7.06%	41
Prairie Du Long 2	1,377	126	9.15%	98
Prairie Du Long Township	2,170	182	8.39%	139
St Clair 1	1,477	127	8.60%	112
St Clair 2	756	67	8.86%	59
St Clair 3	1,323	138	10.43%	125
St Clair 4	690	56	8.12%	48
St Clair 5	871	90	10.33%	83
St Clair 6	1,407	185	13.15%	164
St Clair 7	1,313	118	8.99%	111
St Clair 8	1,122	146	13.01%	133
St Clair 9	929	71	7.64%	57
St Clair 10	1,346	135	10.03%	123
St Clair 11	834	89	10.67%	72
St Clair 12	1,208	104	8.61%	98
St Clair 13	791	115	14.54%	97
St Clair 14	1,494	192	12.85%	172
St Clair 15	1,403	146	10.41%	131
St Clair 16	1,258	139	11.05%	126
St Clair 17	940	103	10.96%	93
St Clair 18	974	138	14.17%	120
St Clair 19	937	107	11.42%	94
St Clair 20	763	85	11.14%	73
St Clair 21	953	115	12.07%	108
St Clair 22	1,409	146	10.36%	137
St Clair 23	1,616	231	14.29%	220
St Clair 24	1,764	281	15.93%	262
St. Clair Township	27,578	3,124	11.33%	2,818
Shiloh Valley 1	1,578	135	8.56%	123
Shiloh Valley 2	1,678	94	5.60%	87
Shiloh Valley 3	1,198	103	8.60%	95
Shiloh Valley 4	818	67	8.19%	58
Shiloh Valley 5	1,623	180	11.09%	170
Shiloh Valley Township	6,895	579	8.40%	533
Smithton 1	1,354	152	11.23%	112
Smithton 2	820	73	8.90%	57
Smithton 3	1,225	80	6.53%	66
Smithton Township	3,399	305	8.97%	235
Stites 1	363	55	15.15%	45
Stites Township	363	55	15.15%	45
Stookey 1	1,766	145	8.21%	120
Stookey 2	1,258	185	14.71%	162
Stookey 3	892	90	10.09%	82
Stookey 4	672	89	13.24%	82
Stookey 5	1,408	150	10.65%	133
Stookey 6	957	66	6.90%	59
Stookey 7	940	110	11.70%	97
Stookey Township	7,893	835	10.58%	735
Sugar Loaf 1	1,253	71	5.67%	62
Sugar Loaf 2	623	43	6.90%	31
Sugar Loaf 3	1,353	77	5.69%	63

	REGISTERED VOTERS	BALLOTS CAST	TURNOUT	IRMA G. GOLLIDAY
Sugar Loaf 4	737	34	4.61%	27
Sugar Loaf 5	924	39	4.22%	35
Sugar Loaf Township	4,890	264	5.40%	218
ST. CLAIR COUNTY, ILLINOIS	172,200	17,097	9.93%	15,114
Precinct 1	1,226	140	11.42%	126
Precinct 2	895	191	21.34%	180
Precinct 3	1,350	390	28.89%	296
Precinct 4	1,220	473	38.77%	234
Precinct 5	1,126	171	15.19%	154
Precinct 6	954	182	19.08%	157
Precinct 7	1,642	383	23.33%	287
Precinct 8	1,176	134	11.39%	119
Precinct 9	713	128	17.95%	111
Precinct 10	1,004	131	13.05%	118
Precinct 11	1,279	183	14.31%	158
Precinct 12	968	118	12.19%	103
Precinct 13	1,165	247	21.20%	220
City of E. St. Louis	14,718	2,871	19.51%	2,263
CITY OF E. ST. LOUIS ELECTION COMMISSION	14,718	2,871	19.51%	2,263
Total	186,918	19,968	10.68%	17,377

CANVASS OF VOTES

in St. Clair County, Illinois at the GENERAL PRIMARY on Tuesday, March 17, 2026

STATE OF ILLINOIS

COUNTY OF ST. CLAIR

COUNTY

I, Thomas Holbrook, St. Clair St Clair County Clerk, do hereby certify that the above is a correct copy of the Canvass of Votes Cast at the GENERAL PRIMARY held in St. Clair County on Tuesday, March 17, 2026. This canvass was made by the County Canvassing Board of St. Clair County.



Dated: Thursday, March 19, 2026 _____

GENERAL PRIMARY
Tuesday, March 17, 2026
Official Canvass
ST. CLAIR COUNTY, ILLINOIS



Democratic
EDUCATIONAL SERVICE REGION

Dated: 19 of March, 2026

Issued by:

A handwritten signature in black ink that reads "Thomas Holbrook". The signature is written in a cursive style with a large, sweeping initial 'T'.

Thomas Holbrook
ST. CLAIR COUNTY, ILLINOIS
St Clair County Clerk

GENERAL PRIMARY
Tuesday, March 17, 2026

EDUCATIONAL SERVICE REGION 13
ESR-13 (CL-JE-MA-WA) DEM
(Vote for ONE)

	REGISTERED VOTERS	BALLOTS CAST	TURNOUT	NO CANDIDATE
Mascoutah 1	1,262	60	4.75%	0
Mascoutah Township	1,262	60	4.75%	0
ST. CLAIR COUNTY, ILLINOIS	1,262	60	4.75%	0

GENERAL PRIMARY
Tuesday, March 17, 2026

EDUCATIONAL SERVICE REGION 45
ESR-45 (MO-RA) DEM
(Vote for ONE)

	REGISTERED VOTERS	BALLOTS CAST	TURNOUT	NO CANDIDATE
Millstadt 2	1,610	141	8.76%	0
Millstadt 3	594	53	8.92%	0
Millstadt 4	873	85	9.74%	0
Millstadt Township	3,077	279	9.07%	0
Prairie Du Long 1	793	56	7.06%	0
Prairie Du Long Township	793	56	7.06%	0
Sugar Loaf 1	1,253	71	5.67%	0
Sugar Loaf Township	1,253	71	5.67%	0
ST. CLAIR COUNTY, ILLINOIS	5,123	406	7.93%	0

GENERAL PRIMARY
Tuesday, March 17, 2026

EDUCATIONAL SERVICE REGION 41
ESR-41 (MADISON COUNTY) DEM
(Vote for ONE)

	REGISTERED VOTERS	BALLOTS CAST	TURNOUT	NO CANDIDATE
Canteen 1	1,061	97	9.14%	0
Canteen 2	1,101	124	11.26%	0
Canteen 5	515	18	3.50%	0
Canteen Township	2,677	239	8.93%	0
Caseyville 1	1,117	107	9.58%	0
Caseyville 5	1,661	169	10.17%	0
Caseyville 7	1,308	108	8.26%	0
Caseyville 8	1,516	218	14.38%	0
Caseyville 10	1,230	147	11.95%	0
Caseyville 16	441	49	11.11%	0
Caseyville 17	905	84	9.28%	0
Caseyville 21	994	90	9.05%	0
Caseyville Township	9,172	972	10.60%	0
ST. CLAIR COUNTY, ILLINOIS	11,849	1,211	10.22%	0

GENERAL PRIMARY
Tuesday, March 17, 2026

EDUCATIONAL SERVICE REGION 50
FOR REGIONAL SUPERINTENDENT OF SCHOOLS
(ST. CLAIR COUNTY)
(Vote for ONE)

	REGISTERED VOTERS	BALLOTS CAST	TURNOUT	LORI COSTELLO
Belleville 1	1,224	94	7.68%	86
Belleville 2	1,187	112	9.44%	95
Belleville 3	1,305	109	8.35%	97
Belleville 4	1,231	126	10.24%	107
Belleville 5	1,487	191	12.84%	171
Belleville 6	731	52	7.11%	46
Belleville 7	1,433	118	8.23%	106
Belleville 8	1,065	112	10.52%	94
Belleville 9	912	99	10.86%	87
Belleville 10	1,145	143	12.49%	126
Belleville 11	1,525	142	9.31%	132
Belleville 12	1,310	130	9.92%	122
Belleville 13	892	93	10.43%	85
Belleville 14	977	144	14.74%	127
Belleville 15	1,295	160	12.36%	146
Belleville 16	1,144	138	12.06%	123
Belleville 17	1,119	107	9.56%	96
Belleville 18	1,006	109	10.83%	98
Belleville 19	1,661	125	7.53%	113
Belleville 20	1,495	119	7.96%	113
Belleville 21	1,151	127	11.03%	111
Belleville 22	1,247	186	14.92%	165
Belleville 23	968	125	12.91%	114
Belleville 24	1,402	160	11.41%	141
Belleville 25	828	62	7.49%	57
Belleville Township	29,740	3,083	10.37%	2,758
Canteen 1	1,061	97	9.14%	15
Canteen 2	1,101	124	11.26%	104
Canteen 3	965	209	21.66%	166
Canteen 4	528	158	29.92%	114
Canteen 5	515	18	3.50%	2
Canteen Township	4,170	606	14.53%	401
Caseyville 1	1,117	107	9.58%	1
Caseyville 2	2,002	247	12.34%	224
Caseyville 3	1,338	151	11.29%	142
Caseyville 4	1,299	183	14.09%	168
Caseyville 6	1,638	127	7.75%	120
Caseyville 8	1,516	218	14.38%	196
Caseyville 9	864	93	10.76%	86
Caseyville 10	1,230	147	11.95%	133
Caseyville 11	1,100	136	12.36%	127
Caseyville 12	1,512	139	9.19%	128
Caseyville 13	960	152	15.83%	139
Caseyville 14	1,797	270	15.03%	248
Caseyville 15	1,198	139	11.60%	132
Caseyville 17	905	84	9.28%	0
Caseyville 18	1,489	189	12.69%	169
Caseyville 19	763	138	18.09%	126
Caseyville 20	478	49	10.25%	41
Caseyville 21	994	90	9.05%	68
Caseyville 22	1,433	246	17.17%	226
Caseyville Township	23,633	2,905	12.29%	2,474
Centreville 1	1,088	148	13.60%	130
Centreville 2	1,019	78	7.65%	75

	REGISTERED VOTERS	BALLOTS CAST	TURNOUT	LORI COSTELLO
Centreville 3	1,492	175	11.73%	138
Centreville 4	845	133	15.74%	112
Centreville 5	1,309	100	7.64%	91
Centreville 6	1,233	197	15.98%	174
Centreville 7	1,806	97	5.37%	79
Centreville 8	1,101	108	9.81%	99
Centreville 9	1,534	164	10.69%	117
Centreville 10	1,164	81	6.96%	64
Centreville Township	12,591	1,281	10.17%	1,079
Engelmann 1	564	24	4.26%	19
Engelmann Township	564	24	4.26%	19
Fayetteville 1	435	15	3.45%	14
Fayetteville 2	684	22	3.22%	20
Fayetteville Township	1,119	37	3.31%	34
Freeburg 1	1,342	77	5.74%	62
Freeburg 2	1,268	81	6.39%	70
Freeburg 3	1,293	77	5.96%	65
Freeburg Township	3,903	235	6.02%	197
Lebanon 1	1,655	149	9.00%	137
Lebanon 2	806	54	6.70%	45
Lebanon 3	485	17	3.51%	17
Lebanon Township	2,946	220	7.47%	199
Lenzburg 1	668	28	4.19%	25
Lenzburg Township	668	28	4.19%	25
Marissa 1	1,582	52	3.29%	46
Marissa Township	1,582	52	3.29%	46
Mascoutah 1	1,262	60	4.75%	56
Mascoutah 2	1,834	105	5.73%	97
Mascoutah 3	2,239	119	5.31%	104
Mascoutah 4	1,482	111	7.49%	97
Mascoutah Township	6,817	395	5.79%	354
Millstadt 1	1,246	110	8.83%	101
Millstadt 2	1,610	141	8.76%	112
Millstadt 3	594	53	8.92%	38
Millstadt 4	873	85	9.74%	70
Millstadt 5	1,152	125	10.85%	100
Millstadt Township	5,475	514	9.39%	421
New Athens 1	863	33	3.82%	32
New Athens 2	1,001	44	4.40%	43
New Athens Township	1,864	77	4.13%	75
O Fallon 1	1,073	108	10.07%	97
O Fallon 2	1,114	105	9.43%	100
O Fallon 3	751	67	8.92%	62
O Fallon 4	647	37	5.72%	34
O Fallon 5	1,141	124	10.87%	110
O Fallon 6	905	92	10.17%	83
O Fallon 7	1,196	136	11.37%	118
O Fallon 8	1,502	147	9.79%	132
O Fallon 9	1,172	101	8.62%	92
O Fallon 10	1,239	133	10.73%	123
O Fallon 11	1,304	91	6.98%	83
O Fallon 12	1,503	174	11.58%	155
O Fallon 13	1,292	121	9.37%	114
O Fallon 14	849	57	6.71%	48
O Fallon 15	1,459	152	10.42%	137
O Fallon 16	1,634	127	7.77%	112
O Fallon 17	1,011	125	12.36%	116

	REGISTERED VOTERS	BALLOTS CAST	TURNOUT	LORI COSTELLO
O Fallon 18	738	73	9.89%	64
O'Fallon Township	20,530	1,970	9.60%	1,780
Prairie Du Long 1	793	56	7.06%	43
Prairie Du Long 2	1,377	126	9.15%	100
Prairie Du Long Township	2,170	182	8.39%	143
St Clair 1	1,477	127	8.60%	113
St Clair 2	756	67	8.86%	61
St Clair 3	1,323	138	10.43%	129
St Clair 4	690	56	8.12%	51
St Clair 5	871	90	10.33%	80
St Clair 6	1,407	185	13.15%	168
St Clair 7	1,313	118	8.99%	115
St Clair 8	1,122	146	13.01%	132
St Clair 9	929	71	7.64%	60
St Clair 10	1,346	135	10.03%	123
St Clair 11	834	89	10.67%	72
St Clair 12	1,208	104	8.61%	100
St Clair 13	791	115	14.54%	98
St Clair 14	1,494	192	12.85%	174
St Clair 15	1,403	146	10.41%	132
St Clair 16	1,258	139	11.05%	128
St Clair 17	940	103	10.96%	94
St Clair 18	974	138	14.17%	121
St Clair 19	937	107	11.42%	97
St Clair 20	763	85	11.14%	72
St Clair 21	953	115	12.07%	109
St Clair 22	1,409	146	10.36%	141
St Clair 23	1,616	231	14.29%	210
St Clair 24	1,764	281	15.93%	262
St. Clair Township	27,578	3,124	11.33%	2,842
Shiloh Valley 1	1,578	135	8.56%	124
Shiloh Valley 2	1,678	94	5.60%	87
Shiloh Valley 3	1,198	103	8.60%	95
Shiloh Valley 4	818	67	8.19%	60
Shiloh Valley 5	1,623	180	11.09%	167
Shiloh Valley Township	6,895	579	8.40%	533
Smithton 1	1,354	152	11.23%	120
Smithton 2	820	73	8.90%	57
Smithton 3	1,225	80	6.53%	66
Smithton Township	3,399	305	8.97%	243
Stites 1	363	55	15.15%	43
Stites Township	363	55	15.15%	43
Stookey 1	1,766	145	8.21%	125
Stookey 2	1,258	185	14.71%	163
Stookey 3	892	90	10.09%	83
Stookey 4	672	89	13.24%	77
Stookey 5	1,408	150	10.65%	135
Stookey 6	957	66	6.90%	59
Stookey 7	940	110	11.70%	94
Stookey Township	7,893	835	10.58%	736
Sugar Loaf 1	1,253	71	5.67%	38
Sugar Loaf 2	623	43	6.90%	31
Sugar Loaf 3	1,353	77	5.69%	67
Sugar Loaf 4	737	34	4.61%	31
Sugar Loaf 5	924	39	4.22%	34
Sugar Loaf Township	4,890	264	5.40%	201

REGISTERED VOTERS BALLOTS CAST TURNOUT LORI COSTELLO

	REGISTERED VOTERS	BALLOTS CAST	TURNOUT	LORI COSTELLO
ST. CLAIR COUNTY, ILLINOIS	168,790	16,771	9.94%	14,603
Precinct 1	1,226	140	11.42%	104
Precinct 2	895	191	21.34%	169
Precinct 3	1,350	390	28.89%	290
Precinct 4	1,220	473	38.77%	202
Precinct 5	1,126	171	15.19%	146
Precinct 6	954	182	19.08%	149
Precinct 7	1,642	383	23.33%	254
Precinct 8	1,176	134	11.39%	109
Precinct 9	713	128	17.95%	99
Precinct 10	1,004	131	13.05%	117
Precinct 11	1,279	183	14.31%	146
Precinct 12	968	118	12.19%	99
Precinct 13	1,165	247	21.20%	212
City of E. St. Louis	14,718	2,871	19.51%	2,096
CITY OF E. ST. LOUIS ELECTION COMMISSION	14,718	2,871	19.51%	2,096
Total	183,508	19,642	10.70%	16,699

CANVASS OF VOTES

in St. Clair County, Illinois at the GENERAL PRIMARY on Tuesday, March 17, 2026

STATE OF ILLINOIS

COUNTY OF ST. CLAIR

EDUCATIONAL SERVICE REGION

I, Thomas Holbrook, St. Clair St Clair County Clerk, do hereby certify that the above is a correct copy of the Canvass of Votes Cast at the GENERAL PRIMARY held in St. Clair County on Tuesday, March 17, 2026. This canvass was made by the County Canvassing Board of St. Clair County.



Dated: Thursday, March 19, 2026 _____

GENERAL PRIMARY
Tuesday, March 17, 2026
Official Canvass
ST. CLAIR COUNTY, ILLINOIS



Democratic
COUNTY BOARD

Dated: 19 of March, 2026

Issued by:

A handwritten signature in black ink that reads "Thomas Holbrook". The signature is written in a cursive style with a large, sweeping initial 'T'.

Thomas Holbrook
ST. CLAIR COUNTY, ILLINOIS
St Clair County Clerk

GENERAL PRIMARY
Tuesday, March 17, 2026

COUNTY BOARD DISTRICT 2
FOR COUNTY BOARD DISTRICT 2
(Vote for ONE)

	REGISTERED VOTERS	BALLOTS CAST	TURNOUT	G.W. SCOTT, JR.
Caseyville 1	1,117	107	9.58%	94
Caseyville 5	1,661	169	10.17%	0
Caseyville 6	1,638	127	7.75%	42
Caseyville 8	1,516	218	14.38%	1
Caseyville 10	1,230	147	11.95%	88
Caseyville 11	1,100	136	12.36%	126
Caseyville 12	1,512	139	9.19%	74
Caseyville 15	1,198	139	11.60%	2
Caseyville 17	905	84	9.28%	46
Caseyville 18	1,489	189	12.69%	163
Caseyville 21	994	90	9.05%	83
Caseyville Township	14,360	1,545	10.76%	719
ST. CLAIR COUNTY, ILLINOIS	14,360	1,545	10.76%	719

GENERAL PRIMARY
Tuesday, March 17, 2026

COUNTY BOARD DISTRICT 3
FOR COUNTY BOARD DISTRICT 3
(Vote for ONE)

	REGISTERED VOTERS	BALLOTS CAST	TURNOUT	ROY MOSLEY, JR.
Centreville 1	1,088	148	13.60%	0
Centreville 2	1,019	78	7.65%	38
Centreville 3	1,492	175	11.73%	0
Centreville 10	1,164	81	6.96%	0
Centreville Township	4,763	482	10.12%	38
Stites 1	363	55	15.15%	45
Stites Township	363	55	15.15%	45
ST. CLAIR COUNTY, ILLINOIS	5,126	537	10.48%	83
Precinct 1	1,226	140	11.42%	119
Precinct 2	895	191	21.34%	144
Precinct 3	1,350	390	28.89%	285
Precinct 4	1,220	473	38.77%	209
Precinct 5	1,126	171	15.19%	132
Precinct 6	954	182	19.08%	2
Precinct 7	1,642	383	23.33%	5
Precinct 8	1,176	134	11.39%	21
City of E. St. Louis	9,589	2,064	21.52%	917
CITY OF E. ST. LOUIS ELECTION COMMISSION	9,589	2,064	21.52%	917
Total	14,715	2,601	17.68%	1,000

GENERAL PRIMARY
Tuesday, March 17, 2026

COUNTY BOARD DISTRICT 4
FOR COUNTY BOARD DISTRICT 4
(Vote for ONE)

	REGISTERED VOTERS	BALLOTS CAST	TURNOUT	HARRY HOLLINGSWORTH
Canteen 1	1,061	97	9.14%	2
Canteen 2	1,101	124	11.26%	31
Canteen 3	965	209	21.66%	150
Canteen 4	528	158	29.92%	118
Canteen Township	3,655	588	16.09%	301
Caseyville 4	1,299	183	14.09%	103
Caseyville Township	1,299	183	14.09%	103
Centreville 4	845	133	15.74%	8
Centreville 6	1,233	197	15.98%	29
Centreville Township	2,078	330	15.88%	37
Stookey 5	1,408	150	10.65%	0
Stookey Township	1,408	150	10.65%	0
ST. CLAIR COUNTY, ILLINOIS	8,440	1,251	14.82%	441
Precinct 8	1,176	134	11.39%	94
Precinct 9	713	128	17.95%	111
Precinct 11	1,279	183	14.31%	152
Precinct 12	968	118	12.19%	80
Precinct 13	1,165	247	21.20%	116
City of E. St. Louis	5,301	810	15.28%	553
CITY OF E. ST. LOUIS ELECTION COMMISSION	5,301	810	15.28%	553
Total	13,741	2,061	15.00%	994

GENERAL PRIMARY
Tuesday, March 17, 2026

COUNTY BOARD DISTRICT 5
FOR COUNTY BOARD DISTRICT 5
(Vote for ONE)

	REGISTERED VOTERS	BALLOTS CAST	TURNOUT	LONNIE MOSLEY
Canteen 3	965	209	21.66%	0
Canteen Township	965	209	21.66%	0
Centreville 1	1,088	148	13.60%	131
Centreville 3	1,492	175	11.73%	69
Centreville 6	1,233	197	15.98%	150
Centreville Township	3,813	520	13.64%	350
ST. CLAIR COUNTY, ILLINOIS	4,778	729	15.26%	350
Precinct 2	895	191	21.34%	26
Precinct 4	1,220	473	38.77%	2
Precinct 5	1,126	171	15.19%	21
Precinct 6	954	182	19.08%	149
Precinct 7	1,642	383	23.33%	264
Precinct 8	1,176	134	11.39%	0
Precinct 10	1,004	131	13.05%	119
Precinct 11	1,279	183	14.31%	0
City of E. St. Louis	9,296	1,848	19.88%	581
CITY OF E. ST. LOUIS ELECTION COMMISSION	9,296	1,848	19.88%	581
Total	14,074	2,577	18.31%	931

GENERAL PRIMARY
Tuesday, March 17, 2026

COUNTY BOARD DISTRICT 8
FOR COUNTY BOARD DISTRICT 8
(Vote for ONE)

	REGISTERED VOTERS	BALLOTS CAST	TURNOUT	STEVE GOMRIC
Belleville 10	1,145	143	12.49%	64
Belleville 17	1,119	107	9.56%	0
Belleville 18	1,006	109	10.83%	7
Belleville 19	1,661	125	7.53%	9
Belleville 23	968	125	12.91%	0
Belleville Township	5,899	609	10.32%	80
Centreville 3	1,492	175	11.73%	1
Centreville Township	1,492	175	11.73%	1
St Clair 4	690	56	8.12%	1
St Clair 7	1,313	118	8.99%	112
St. Clair Township	2,003	174	8.69%	113
Stookey 1	1,766	145	8.21%	56
Stookey 2	1,258	185	14.71%	161
Stookey 4	672	89	13.24%	38
Stookey 5	1,408	150	10.65%	112
Stookey 6	957	66	6.90%	58
Stookey 7	940	110	11.70%	95
Stookey Township	7,001	745	10.64%	520
ST. CLAIR COUNTY, ILLINOIS	16,395	1,703	10.39%	714

GENERAL PRIMARY
Tuesday, March 17, 2026

COUNTY BOARD DISTRICT 12
FOR COUNTY BOARD DISTRICT 12
(Vote for ONE)

	REGISTERED VOTERS	BALLOTS CAST	TURNOUT	C. RICHARD VERNIER
Belleville 8	1,065	112	10.52%	92
Belleville 9	912	99	10.86%	88
Belleville 10	1,145	143	12.49%	0
Belleville 11	1,525	142	9.31%	129
Belleville 12	1,310	130	9.92%	49
Belleville 13	892	93	10.43%	30
Belleville 14	977	144	14.74%	0
Belleville 19	1,661	125	7.53%	32
Belleville 20	1,495	119	7.96%	0
Belleville Township	10,982	1,107	10.08%	420
St Clair 9	929	71	7.64%	36
St Clair 10	1,346	135	10.03%	0
St Clair 24	1,764	281	15.93%	175
St. Clair Township	4,039	487	12.06%	211
Stookey 2	1,258	185	14.71%	0
Stookey Township	1,258	185	14.71%	0
ST. CLAIR COUNTY, ILLINOIS	16,279	1,779	10.93%	631

GENERAL PRIMARY
Tuesday, March 17, 2026

COUNTY BOARD DISTRICT 13
FOR COUNTY BOARD DISTRICT 13
(Vote for ONE)

	REGISTERED VOTERS	BALLOTS CAST	TURNOUT	MICHAEL GREENFIELD
Belleville 11	1,525	142	9.31%	0
Belleville Township	1,525	142	9.31%	0
Caseyville 2	2,002	247	12.34%	154
Caseyville 14	1,797	270	15.03%	42
Caseyville Township	3,799	517	13.61%	196
St Clair 3	1,323	138	10.43%	42
St Clair 6	1,407	185	13.15%	0
St Clair 8	1,122	146	13.01%	133
St Clair 14	1,494	192	12.85%	102
St Clair 15	1,403	146	10.41%	134
St Clair 16	1,258	139	11.05%	6
St Clair 17	940	103	10.96%	97
St Clair 18	974	138	14.17%	50
St Clair 20	763	85	11.14%	66
St Clair 21	953	115	12.07%	0
St Clair 23	1,616	231	14.29%	7
St. Clair Township	13,253	1,618	12.21%	637
ST. CLAIR COUNTY, ILLINOIS	18,577	2,277	12.26%	833

GENERAL PRIMARY
Tuesday, March 17, 2026

COUNTY BOARD DISTRICT 14
FOR COUNTY BOARD DISTRICT 14
(Vote for ONE)

	REGISTERED VOTERS	BALLOTS CAST	TURNOUT	ROBERT "BOB" TRENTMAN	WRITE-IN
Belleville 1	1,224	94	7.68%	0	0
Belleville 2	1,187	112	9.44%	20	1
Belleville 8	1,065	112	10.52%	1	0
Belleville Township	3,476	318	9.15%	21	1
St Clair 1	1,477	127	8.60%	71	9
St Clair 3	1,323	138	10.43%	81	9
St Clair 11	834	89	10.67%	78	5
St Clair 12	1,208	104	8.61%	0	0
St Clair 14	1,494	192	12.85%	72	1
St Clair 16	1,258	139	11.05%	115	10
St Clair 18	974	138	14.17%	73	4
St Clair 20	763	85	11.14%	4	0
St Clair 21	953	115	12.07%	94	18
St Clair 23	1,616	231	14.29%	35	8
St. Clair Township	11,900	1,358	11.41%	623	64
ST. CLAIR COUNTY, ILLINOIS	15,376	1,676	10.90%	644	65

GENERAL PRIMARY
Tuesday, March 17, 2026

COUNTY BOARD DISTRICT 15
FOR COUNTY BOARD DISTRICT 15
(Vote for ONE)

	REGISTERED VOTERS	BALLOTS CAST	TURNOUT	DAVID ROTH
Belleville 1	1,224	94	7.68%	85
Belleville 2	1,187	112	9.44%	40
Belleville 3	1,305	109	8.35%	80
Belleville 4	1,231	126	10.24%	106
Belleville 6	731	52	7.11%	26
Belleville 23	968	125	12.91%	4
Belleville 24	1,402	160	11.41%	89
Belleville Township	8,048	778	9.67%	430
St Clair 1	1,477	127	8.60%	11
St Clair 11	834	89	10.67%	2
St. Clair Township	2,311	216	9.35%	13
Stookey 6	957	66	6.90%	0
Stookey Township	957	66	6.90%	0
ST. CLAIR COUNTY, ILLINOIS	11,316	1,060	9.37%	443

GENERAL PRIMARY
Tuesday, March 17, 2026

COUNTY BOARD DISTRICT 17
FOR COUNTY BOARD DISTRICT 17
(Vote for ONE)

	REGISTERED VOTERS	BALLOTS CAST	TURNOUT	SCOTT TIEMAN
Belleville 6	731	52	7.11%	18
Belleville 7	1,433	118	8.23%	105
Belleville 14	977	144	14.74%	0
Belleville 16	1,144	138	12.06%	115
Belleville 17	1,119	107	9.56%	40
Belleville 19	1,661	125	7.53%	69
Belleville 23	968	125	12.91%	0
Belleville Township	8,033	809	10.07%	347
St Clair 1	1,477	127	8.60%	28
St Clair 2	756	67	8.86%	59
St Clair 4	690	56	8.12%	38
St Clair 7	1,313	118	8.99%	0
St Clair 10	1,346	135	10.03%	0
St. Clair Township	5,582	503	9.01%	125
Stookey 1	1,766	145	8.21%	31
Stookey 5	1,408	150	10.65%	25
Stookey Township	3,174	295	9.29%	56
ST. CLAIR COUNTY, ILLINOIS	16,789	1,607	9.57%	528

GENERAL PRIMARY
Tuesday, March 17, 2026

COUNTY BOARD DISTRICT 19
FOR COUNTY BOARD DISTRICT 19
(Vote for ONE)

	REGISTERED VOTERS	BALLOTS CAST	TURNOUT	NO CANDIDATE
Freeburg 1	1,342	77	5.74%	0
Freeburg 3	1,293	77	5.96%	0
Freeburg Township	2,635	154	5.84%	0
Lenzburg 1	668	28	4.19%	0
Lenzburg Township	668	28	4.19%	0
Marissa 1	1,582	52	3.29%	0
Marissa Township	1,582	52	3.29%	0
Millstadt 2	1,610	141	8.76%	0
Millstadt 3	594	53	8.92%	0
Millstadt Township	2,204	194	8.80%	0
New Athens 1	863	33	3.82%	0
New Athens 2	1,001	44	4.40%	0
New Athens Township	1,864	77	4.13%	0
Prairie Du Long 1	793	56	7.06%	0
Prairie Du Long 2	1,377	126	9.15%	0
Prairie Du Long Township	2,170	182	8.39%	0
Smithton 1	1,354	152	11.23%	0
Smithton 2	820	73	8.90%	0
Smithton Township	2,174	225	10.35%	0
Sugar Loaf 1	1,253	71	5.67%	0
Sugar Loaf Township	1,253	71	5.67%	0
ST. CLAIR COUNTY, ILLINOIS	14,550	983	6.76%	0

GENERAL PRIMARY
Tuesday, March 17, 2026

COUNTY BOARD DISTRICT 20
FOR COUNTY BOARD DISTRICT 20
(Vote for ONE)

	REGISTERED VOTERS	BALLOTS CAST	TURNOUT	NO CANDIDATE
Engelmann 1	564	24	4.26%	0
Engelmann Township	564	24	4.26%	0
Fayetteville 1	435	15	3.45%	0
Fayetteville 2	684	22	3.22%	0
Fayetteville Township	1,119	37	3.31%	0
Freeburg 1	1,342	77	5.74%	0
Freeburg Township	1,342	77	5.74%	0
Lenzburg 1	668	28	4.19%	0
Lenzburg Township	668	28	4.19%	0
Marissa 1	1,582	52	3.29%	0
Marissa Township	1,582	52	3.29%	0
Mascoutah 1	1,262	60	4.75%	0
Mascoutah 2	1,834	105	5.73%	0
Mascoutah 3	2,239	119	5.31%	0
Mascoutah 4	1,482	111	7.49%	0
Mascoutah Township	6,817	395	5.79%	0
New Athens 1	863	33	3.82%	0
New Athens 2	1,001	44	4.40%	0
New Athens Township	1,864	77	4.13%	0
Prairie Du Long 1	793	56	7.06%	0
Prairie Du Long Township	793	56	7.06%	0
ST. CLAIR COUNTY, ILLINOIS	14,749	746	5.06%	0

GENERAL PRIMARY
Tuesday, March 17, 2026

COUNTY BOARD DISTRICT 21
FOR COUNTY BOARD DISTRICT 21
(Vote for ONE)

	REGISTERED VOTERS	BALLOTS CAST	TURNOUT	NO CANDIDATE
Belleville 5	1,487	191	12.84%	0
Belleville 22	1,247	186	14.92%	0
Belleville Township	2,734	377	13.79%	0
Freeburg 1	1,342	77	5.74%	0
Freeburg 2	1,268	81	6.39%	0
Freeburg 3	1,293	77	5.96%	0
Freeburg Township	3,903	235	6.02%	0
Millstadt 2	1,610	141	8.76%	0
Millstadt 5	1,152	125	10.85%	0
Millstadt Township	2,762	266	9.63%	0
New Athens 1	863	33	3.82%	0
New Athens Township	863	33	3.82%	0
Shiloh Valley 4	818	67	8.19%	0
Shiloh Valley Township	818	67	8.19%	0
Smithton 3	1,225	80	6.53%	0
Smithton Township	1,225	80	6.53%	0
ST. CLAIR COUNTY, ILLINOIS	12,305	1,058	8.60%	0

GENERAL PRIMARY
Tuesday, March 17, 2026

COUNTY BOARD DISTRICT 22
FOR COUNTY BOARD DISTRICT 22
(Vote for ONE)

	REGISTERED VOTERS	BALLOTS CAST	TURNOUT	SUSAN GRUBERMAN
Belleville 1	1,224	94	7.68%	0
Belleville 2	1,187	112	9.44%	35
Belleville 3	1,305	109	8.35%	16
Belleville 20	1,495	119	7.96%	42
Belleville 24	1,402	160	11.41%	30
Belleville Township	6,613	594	8.98%	123
St Clair 5	871	90	10.33%	0
St Clair 10	1,346	135	10.03%	118
St Clair 12	1,208	104	8.61%	97
St Clair 13	791	115	14.54%	89
St Clair 14	1,494	192	12.85%	0
St Clair 18	974	138	14.17%	0
St Clair 19	937	107	11.42%	62
St Clair 22	1,409	146	10.36%	138
St. Clair Township	9,030	1,027	11.37%	504
Shiloh Valley 1	1,578	135	8.56%	10
Shiloh Valley 4	818	67	8.19%	2
Shiloh Valley Township	2,396	202	8.43%	12
ST. CLAIR COUNTY, ILLINOIS	18,039	1,823	10.11%	639

GENERAL PRIMARY
Tuesday, March 17, 2026

COUNTY BOARD DISTRICT 23
FOR COUNTY BOARD DISTRICT 23
(Vote for ONE)

	REGISTERED VOTERS	BALLOTS CAST	TURNOUT	JANA ARMSTRONG MOLL
Belleville 20	1,495	119	7.96%	48
Belleville Township	1,495	119	7.96%	48
Mascoutah 3	2,239	119	5.31%	3
Mascoutah 4	1,482	111	7.49%	0
Mascoutah Township	3,721	230	6.18%	3
St Clair 5	871	90	10.33%	81
St Clair 13	791	115	14.54%	11
St Clair 19	937	107	11.42%	31
St. Clair Township	2,599	312	12.00%	123
Shiloh Valley 1	1,578	135	8.56%	8
Shiloh Valley 2	1,678	94	5.60%	86
Shiloh Valley 4	818	67	8.19%	3
Shiloh Valley Township	4,074	296	7.27%	97
ST. CLAIR COUNTY, ILLINOIS	11,889	957	8.05%	271

GENERAL PRIMARY
Tuesday, March 17, 2026

COUNTY BOARD DISTRICT 25
FOR COUNTY BOARD DISTRICT 25
(Vote for ONE)

	REGISTERED VOTERS	BALLOTS CAST	TURNOUT	NO CANDIDATE
Caseyville 2	2,002	247	12.34%	0
Caseyville 12	1,512	139	9.19%	0
Caseyville Township	3,514	386	10.98%	0
O Fallon 2	1,114	105	9.43%	0
O Fallon 5	1,141	124	10.87%	0
O Fallon 6	905	92	10.17%	0
O Fallon 10	1,239	133	10.73%	0
O Fallon 13	1,292	121	9.37%	0
O Fallon 14	849	57	6.71%	0
O Fallon 17	1,011	125	12.36%	0
O'Fallon Township	7,551	757	10.03%	0
St Clair 23	1,616	231	14.29%	0
St. Clair Township	1,616	231	14.29%	0
Shiloh Valley 3	1,198	103	8.60%	0
Shiloh Valley 5	1,623	180	11.09%	0
Shiloh Valley Township	2,821	283	10.03%	0
ST. CLAIR COUNTY, ILLINOIS	15,502	1,657	10.69%	0

GENERAL PRIMARY
Tuesday, March 17, 2026

COUNTY BOARD DISTRICT 26
FOR COUNTY BOARD DISTRICT 26
(Vote for ONE)

	REGISTERED VOTERS	BALLOTS CAST	TURNOUT	NO CANDIDATE
Lebanon 1	1,655	149	9.00%	0
Lebanon 2	806	54	6.70%	0
Lebanon Township	2,461	203	8.25%	0
O Fallon 4	647	37	5.72%	0
O Fallon 6	905	92	10.17%	0
O Fallon 11	1,304	91	6.98%	0
O'Fallon Township	2,856	220	7.70%	0
St Clair 23	1,616	231	14.29%	0
St. Clair Township	1,616	231	14.29%	0
Shiloh Valley 1	1,578	135	8.56%	0
Shiloh Valley 2	1,678	94	5.60%	0
Shiloh Valley 3	1,198	103	8.60%	0
Shiloh Valley 5	1,623	180	11.09%	0
Shiloh Valley Township	6,077	512	8.43%	0
ST. CLAIR COUNTY, ILLINOIS	13,010	1,166	8.96%	0

GENERAL PRIMARY
Tuesday, March 17, 2026

COUNTY BOARD DISTRICT 28
FOR COUNTY BOARD DISTRICT 28
(Vote for ONE)

	REGISTERED VOTERS	BALLOTS CAST	TURNOUT	NO CANDIDATE
Caseyville 6	1,638	127	7.75%	0
Caseyville Township	1,638	127	7.75%	0
O Fallon 1	1,073	108	10.07%	0
O Fallon 6	905	92	10.17%	0
O Fallon 7	1,196	136	11.37%	0
O Fallon 8	1,502	147	9.79%	0
O Fallon 9	1,172	101	8.62%	0
O Fallon 11	1,304	91	6.98%	0
O Fallon 15	1,459	152	10.42%	0
O Fallon 16	1,634	127	7.77%	0
O Fallon 18	738	73	9.89%	0
O'Fallon Township	10,983	1,027	9.35%	0
ST. CLAIR COUNTY, ILLINOIS	12,621	1,154	9.14%	0

CANVASS OF VOTES

in St. Clair County, Illinois at the GENERAL PRIMARY on Tuesday, March 17, 2026

STATE OF ILLINOIS

COUNTY OF ST. CLAIR

COUNTY BOARD

I, Thomas Holbrook, St. Clair St Clair County Clerk, do hereby certify that the above is a correct copy of the Canvass of Votes Cast at the GENERAL PRIMARY held in St. Clair County on Tuesday, March 17, 2026. This canvass was made by the County Canvassing Board of St. Clair County.



Dated: Thursday, March 19, 2026 _____

GENERAL PRIMARY
Tuesday, March 17, 2026
Official Canvass
ST. CLAIR COUNTY, ILLINOIS



Democratic
JUDICIAL DISTRICT

Dated: 19 of March, 2026

Issued by:

A handwritten signature in black ink that reads "Thomas Holbrook". The signature is written in a cursive style with a large, sweeping initial "T".

Thomas Holbrook
ST. CLAIR COUNTY, ILLINOIS
St Clair County Clerk

GENERAL PRIMARY
Tuesday, March 17, 2026

5TH JUDICIAL DISTRICT
5TH APPELLATE DISTRICT DEM - WELCH VACANCY
(Vote for ONE)

	REGISTERED VOTERS	BALLOTS CAST	TURNOUT	NO CANDIDATE
Belleville 1	1,224	94	7.68%	0
Belleville 2	1,187	112	9.44%	0
Belleville 3	1,305	109	8.35%	0
Belleville 4	1,231	126	10.24%	0
Belleville 5	1,487	191	12.84%	0
Belleville 6	731	52	7.11%	0
Belleville 7	1,433	118	8.23%	0
Belleville 8	1,065	112	10.52%	0
Belleville 9	912	99	10.86%	0
Belleville 10	1,145	143	12.49%	0
Belleville 11	1,525	142	9.31%	0
Belleville 12	1,310	130	9.92%	0
Belleville 13	892	93	10.43%	0
Belleville 14	977	144	14.74%	0
Belleville 15	1,295	160	12.36%	0
Belleville 16	1,144	138	12.06%	0
Belleville 17	1,119	107	9.56%	0
Belleville 18	1,006	109	10.83%	0
Belleville 19	1,661	125	7.53%	0
Belleville 20	1,495	119	7.96%	0
Belleville 21	1,151	127	11.03%	0
Belleville 22	1,247	186	14.92%	0
Belleville 23	968	125	12.91%	0
Belleville 24	1,402	160	11.41%	0
Belleville 25	828	62	7.49%	0
Belleville Township	29,740	3,083	10.37%	0
Canteen 1	1,061	97	9.14%	0
Canteen 2	1,101	124	11.26%	0
Canteen 3	965	209	21.66%	0
Canteen 4	528	158	29.92%	0
Canteen 5	515	18	3.50%	0
Canteen Township	4,170	606	14.53%	0
Caseyville 1	1,117	107	9.58%	0
Caseyville 2	2,002	247	12.34%	0
Caseyville 3	1,338	151	11.29%	0
Caseyville 4	1,299	183	14.09%	0
Caseyville 5	1,661	169	10.17%	0
Caseyville 6	1,638	127	7.75%	0
Caseyville 7	1,308	108	8.26%	0
Caseyville 8	1,516	218	14.38%	0
Caseyville 9	864	93	10.76%	0
Caseyville 10	1,230	147	11.95%	0
Caseyville 11	1,100	136	12.36%	0
Caseyville 12	1,512	139	9.19%	0
Caseyville 13	960	152	15.83%	0
Caseyville 14	1,797	270	15.03%	0
Caseyville 15	1,198	139	11.60%	0
Caseyville 16	441	49	11.11%	0
Caseyville 17	905	84	9.28%	0
Caseyville 18	1,489	189	12.69%	0
Caseyville 19	763	138	18.09%	0
Caseyville 20	478	49	10.25%	0
Caseyville 21	994	90	9.05%	0
Caseyville 22	1,433	246	17.17%	0

	REGISTERED VOTERS	BALLOTS CAST	TURNOUT	NO CANDIDATE
Caseyville Township	27,043	3,231	11.95%	0
Centreville 1	1,088	148	13.60%	0
Centreville 2	1,019	78	7.65%	0
Centreville 3	1,492	175	11.73%	0
Centreville 4	845	133	15.74%	0
Centreville 5	1,309	100	7.64%	0
Centreville 6	1,233	197	15.98%	0
Centreville 7	1,806	97	5.37%	0
Centreville 8	1,101	108	9.81%	0
Centreville 9	1,534	164	10.69%	0
Centreville 10	1,164	81	6.96%	0
Centreville Township	12,591	1,281	10.17%	0
Engelmann 1	564	24	4.26%	0
Engelmann Township	564	24	4.26%	0
Fayetteville 1	435	15	3.45%	0
Fayetteville 2	684	22	3.22%	0
Fayetteville Township	1,119	37	3.31%	0
Freeburg 1	1,342	77	5.74%	0
Freeburg 2	1,268	81	6.39%	0
Freeburg 3	1,293	77	5.96%	0
Freeburg Township	3,903	235	6.02%	0
Lebanon 1	1,655	149	9.00%	0
Lebanon 2	806	54	6.70%	0
Lebanon 3	485	17	3.51%	0
Lebanon Township	2,946	220	7.47%	0
Lenzburg 1	668	28	4.19%	0
Lenzburg Township	668	28	4.19%	0
Marissa 1	1,582	52	3.29%	0
Marissa Township	1,582	52	3.29%	0
Mascoutah 1	1,262	60	4.75%	0
Mascoutah 2	1,834	105	5.73%	0
Mascoutah 3	2,239	119	5.31%	0
Mascoutah 4	1,482	111	7.49%	0
Mascoutah Township	6,817	395	5.79%	0
Millstadt 1	1,246	110	8.83%	0
Millstadt 2	1,610	141	8.76%	0
Millstadt 3	594	53	8.92%	0
Millstadt 4	873	85	9.74%	0
Millstadt 5	1,152	125	10.85%	0
Millstadt Township	5,475	514	9.39%	0
New Athens 1	863	33	3.82%	0
New Athens 2	1,001	44	4.40%	0
New Athens Township	1,864	77	4.13%	0
O Fallon 1	1,073	108	10.07%	0
O Fallon 2	1,114	105	9.43%	0
O Fallon 3	751	67	8.92%	0
O Fallon 4	647	37	5.72%	0
O Fallon 5	1,141	124	10.87%	0
O Fallon 6	905	92	10.17%	0
O Fallon 7	1,196	136	11.37%	0
O Fallon 8	1,502	147	9.79%	0
O Fallon 9	1,172	101	8.62%	0
O Fallon 10	1,239	133	10.73%	0
O Fallon 11	1,304	91	6.98%	0
O Fallon 12	1,503	174	11.58%	0
O Fallon 13	1,292	121	9.37%	0
O Fallon 14	849	57	6.71%	0

	REGISTERED VOTERS	BALLOTS CAST	TURNOUT	NO CANDIDATE
O Fallon 15	1,459	152	10.42%	0
O Fallon 16	1,634	127	7.77%	0
O Fallon 17	1,011	125	12.36%	0
O Fallon 18	738	73	9.89%	0
O'Fallon Township	20,530	1,970	9.60%	0
Prairie Du Long 1	793	56	7.06%	0
Prairie Du Long 2	1,377	126	9.15%	0
Prairie Du Long Township	2,170	182	8.39%	0
St Clair 1	1,477	127	8.60%	0
St Clair 2	756	67	8.86%	0
St Clair 3	1,323	138	10.43%	0
St Clair 4	690	56	8.12%	0
St Clair 5	871	90	10.33%	0
St Clair 6	1,407	185	13.15%	0
St Clair 7	1,313	118	8.99%	0
St Clair 8	1,122	146	13.01%	0
St Clair 9	929	71	7.64%	0
St Clair 10	1,346	135	10.03%	0
St Clair 11	834	89	10.67%	0
St Clair 12	1,208	104	8.61%	0
St Clair 13	791	115	14.54%	0
St Clair 14	1,494	192	12.85%	0
St Clair 15	1,403	146	10.41%	0
St Clair 16	1,258	139	11.05%	0
St Clair 17	940	103	10.96%	0
St Clair 18	974	138	14.17%	0
St Clair 19	937	107	11.42%	0
St Clair 20	763	85	11.14%	0
St Clair 21	953	115	12.07%	0
St Clair 22	1,409	146	10.36%	0
St Clair 23	1,616	231	14.29%	0
St Clair 24	1,764	281	15.93%	0
St. Clair Township	27,578	3,124	11.33%	0
Shiloh Valley 1	1,578	135	8.56%	0
Shiloh Valley 2	1,678	94	5.60%	0
Shiloh Valley 3	1,198	103	8.60%	0
Shiloh Valley 4	818	67	8.19%	0
Shiloh Valley 5	1,623	180	11.09%	0
Shiloh Valley Township	6,895	579	8.40%	0
Smithton 1	1,354	152	11.23%	0
Smithton 2	820	73	8.90%	0
Smithton 3	1,225	80	6.53%	0
Smithton Township	3,399	305	8.97%	0
Stites 1	363	55	15.15%	0
Stites Township	363	55	15.15%	0
Stookey 1	1,766	145	8.21%	0
Stookey 2	1,258	185	14.71%	0
Stookey 3	892	90	10.09%	0
Stookey 4	672	89	13.24%	0
Stookey 5	1,408	150	10.65%	0
Stookey 6	957	66	6.90%	0
Stookey 7	940	110	11.70%	0
Stookey Township	7,893	835	10.58%	0
Sugar Loaf 1	1,253	71	5.67%	0
Sugar Loaf 2	623	43	6.90%	0
Sugar Loaf 3	1,353	77	5.69%	0

	REGISTERED VOTERS	BALLOTS CAST	TURNOUT	NO CANDIDATE
Sugar Loaf 4	737	34	4.61%	0
Sugar Loaf 5	924	39	4.22%	0
Sugar Loaf Township	4,890	264	5.40%	0
ST. CLAIR COUNTY, ILLINOIS	172,200	17,097	9.93%	0

CANVASS OF VOTES

in St. Clair County, Illinois at the GENERAL PRIMARY on Tuesday, March 17, 2026

STATE OF ILLINOIS

COUNTY OF ST. CLAIR

JUDICIAL DISTRICT

I, Thomas Holbrook, St. Clair St Clair County Clerk, do hereby certify that the above is a correct copy of the Canvass of Votes Cast at the GENERAL PRIMARY held in St. Clair County on Tuesday, March 17, 2026. This canvass was made by the County Canvassing Board of St. Clair County.



Dated: Thursday, March 19, 2026 _____

GENERAL PRIMARY
Tuesday, March 17, 2026
Official Canvass
ST. CLAIR COUNTY, ILLINOIS



Democratic
SCHOOL

Dated: 19 of March, 2026

Issued by:

A handwritten signature in black ink that reads "Thomas Holbrook". The signature is written in a cursive style with a large, sweeping initial "T".

Thomas Holbrook
ST. CLAIR COUNTY, ILLINOIS
St Clair County Clerk

CANVASS OF VOTES

in St. Clair County, Illinois at the GENERAL PRIMARY on Tuesday, March 17, 2026

STATE OF ILLINOIS

COUNTY OF ST. CLAIR

SCHOOL

I, Thomas Holbrook, St. Clair St Clair County Clerk, do hereby certify that the above is a correct copy of the Canvass of Votes Cast at the GENERAL PRIMARY held in St. Clair County on Tuesday, March 17, 2026. This canvass was made by the County Canvassing Board of St. Clair County.



Dated: Thursday, March 19, 2026 _____

GENERAL PRIMARY
Tuesday, March 17, 2026
Official Canvass
ST. CLAIR COUNTY, ILLINOIS



Democratic
FIRE

Dated: 19 of March, 2026

Issued by:

A handwritten signature in black ink that reads "Thomas Holbrook".

Thomas Holbrook
ST. CLAIR COUNTY, ILLINOIS
St Clair County Clerk

CANVASS OF VOTES

in St. Clair County, Illinois at the GENERAL PRIMARY on Tuesday, March 17, 2026

STATE OF ILLINOIS

COUNTY OF ST. CLAIR

FIRE

I, Thomas Holbrook, St. Clair St Clair County Clerk, do hereby certify that the above is a correct copy of the Canvass of Votes Cast at the GENERAL PRIMARY held in St. Clair County on Tuesday, March 17, 2026. This canvass was made by the County Canvassing Board of St. Clair County.



Dated: Thursday, March 19, 2026 _____

GENERAL PRIMARY
Tuesday, March 17, 2026
Official Canvass
ST. CLAIR COUNTY, ILLINOIS



Democratic
PRECINCT

Dated: 19 of March, 2026

Issued by:

A handwritten signature in black ink that reads "Thomas Holbrook". The signature is written in a cursive style with a large, sweeping initial 'T'.

Thomas Holbrook
ST. CLAIR COUNTY, ILLINOIS
St Clair County Clerk

GENERAL PRIMARY
Tuesday, March 17, 2026

BELLEVILLE 1
PRECINCT COMMITTEEPERSON
(Vote for ONE)

	REGISTERED VOTERS	BALLOTS CAST	TURNOUT	BRYAN W. WHITAKER
Belleville 1	1,224	94	7.68%	86
Belleville Township	1,224	94	7.68%	86
ST. CLAIR COUNTY, ILLINOIS	1,224	94	7.68%	86

GENERAL PRIMARY
Tuesday, March 17, 2026

BELLEVILLE 2
PRECINCT COMMITTEEPERSON
(Vote for ONE)

	REGISTERED VOTERS	BALLOTS CAST	TURNOUT	NO CANDIDATE
Belleville 2	1,187	112	9.44%	0
Belleville Township	1,187	112	9.44%	0
ST. CLAIR COUNTY, ILLINOIS	1,187	112	9.44%	0

GENERAL PRIMARY
Tuesday, March 17, 2026

BELLEVILLE 3
PRECINCT COMMITTEEPERSON
(Vote for ONE)

	REGISTERED VOTERS	BALLOTS CAST	TURNOUT	NO CANDIDATE
Belleville 3	1,305	109	8.35%	0
Belleville Township	1,305	109	8.35%	0
ST. CLAIR COUNTY, ILLINOIS	1,305	109	8.35%	0

GENERAL PRIMARY
Tuesday, March 17, 2026

BELLEVILLE 4
PRECINCT COMMITTEEPERSON
(Vote for ONE)

	REGISTERED VOTERS	BALLOTS CAST	TURNOUT	NO CANDIDATE
Belleville 4	1,231	126	10.24%	0
Belleville Township	1,231	126	10.24%	0
ST. CLAIR COUNTY, ILLINOIS	1,231	126	10.24%	0

GENERAL PRIMARY
Tuesday, March 17, 2026

BELLEVILLE 5
PRECINCT COMMITTEEPERSON
(Vote for ONE)

	REGISTERED VOTERS	BALLOTS CAST	TURNOUT	ROBERT J. SPRAGUE
Belleville 5	1,487	191	12.84%	168
Belleville Township	1,487	191	12.84%	168
ST. CLAIR COUNTY, ILLINOIS	1,487	191	12.84%	168

GENERAL PRIMARY
Tuesday, March 17, 2026

BELLEVILLE 6
PRECINCT COMMITTEEPERSON
(Vote for ONE)

	REGISTERED VOTERS	BALLOTS CAST	TURNOUT	NO CANDIDATE
Belleville 6	731	52	7.11%	0
Belleville Township	731	52	7.11%	0
ST. CLAIR COUNTY, ILLINOIS	731	52	7.11%	0

GENERAL PRIMARY
Tuesday, March 17, 2026

BELLEVILLE 7
PRECINCT COMMITTEEPERSON
(Vote for ONE)

	REGISTERED VOTERS	BALLOTS CAST	TURNOUT	JOSHUA VAUGHNS
Belleville 7	1,433	118	8.23%	106
Belleville Township	1,433	118	8.23%	106
ST. CLAIR COUNTY, ILLINOIS	1,433	118	8.23%	106

GENERAL PRIMARY
Tuesday, March 17, 2026

BELLEVILLE 8
PRECINCT COMMITTEEPERSON
(Vote for ONE)

	REGISTERED VOTERS	BALLOTS CAST	TURNOUT	NO CANDIDATE
Belleville 8	1,065	112	10.52%	0
Belleville Township	1,065	112	10.52%	0
ST. CLAIR COUNTY, ILLINOIS	1,065	112	10.52%	0

GENERAL PRIMARY
Tuesday, March 17, 2026

BELLEVILLE 9
PRECINCT COMMITTEEPERSON
(Vote for ONE)

	REGISTERED VOTERS	BALLOTS CAST	TURNOUT	NO CANDIDATE
Belleville 9	912	99	10.86%	0
Belleville Township	912	99	10.86%	0
ST. CLAIR COUNTY, ILLINOIS	912	99	10.86%	0

GENERAL PRIMARY
Tuesday, March 17, 2026

BELLEVILLE 10
PRECINCT COMMITTEEPERSON
(Vote for ONE)

	REGISTERED VOTERS	BALLOTS CAST	TURNOUT	LLOYD M. CUETO
Belleville 10	1,145	143	12.49%	124
Belleville Township	1,145	143	12.49%	124
ST. CLAIR COUNTY, ILLINOIS	1,145	143	12.49%	124

GENERAL PRIMARY
Tuesday, March 17, 2026

BELLEVILLE 11
PRECINCT COMMITTEEPERSON
(Vote for ONE)

	REGISTERED VOTERS	BALLOTS CAST	TURNOUT	NO CANDIDATE
Belleville 11	1,525	142	9.31%	0
Belleville Township	1,525	142	9.31%	0
ST. CLAIR COUNTY, ILLINOIS	1,525	142	9.31%	0

GENERAL PRIMARY
Tuesday, March 17, 2026

BELLEVILLE 12
PRECINCT COMMITTEEPERSON
(Vote for ONE)

	REGISTERED VOTERS	BALLOTS CAST	TURNOUT	JOHNNIE ANTHONY
Belleville 12	1,310	130	9.92%	116
Belleville Township	1,310	130	9.92%	116
ST. CLAIR COUNTY, ILLINOIS	1,310	130	9.92%	116

GENERAL PRIMARY
Tuesday, March 17, 2026

BELLEVILLE 13
PRECINCT COMMITTEEPERSON
(Vote for ONE)

	REGISTERED VOTERS	BALLOTS CAST	TURNOUT	NO CANDIDATE
Belleville 13	892	93	10.43%	0
Belleville Township	892	93	10.43%	0
ST. CLAIR COUNTY, ILLINOIS	892	93	10.43%	0

GENERAL PRIMARY
Tuesday, March 17, 2026

BELLEVILLE 14
PRECINCT COMMITTEEPERSON
(Vote for ONE)

	REGISTERED VOTERS	BALLOTS CAST	TURNOUT	NO CANDIDATE
Belleville 14	977	144	14.74%	0
Belleville Township	977	144	14.74%	0
ST. CLAIR COUNTY, ILLINOIS	977	144	14.74%	0

GENERAL PRIMARY
Tuesday, March 17, 2026

BELLEVILLE 15
PRECINCT COMMITTEEPERSON
(Vote for ONE)

	REGISTERED VOTERS	BALLOTS CAST	TURNOUT	NO CANDIDATE
Belleville 15	1,295	160	12.36%	0
Belleville Township	1,295	160	12.36%	0
ST. CLAIR COUNTY, ILLINOIS	1,295	160	12.36%	0

GENERAL PRIMARY
Tuesday, March 17, 2026

BELLEVILLE 16
PRECINCT COMMITTEEPERSON
(Vote for ONE)

	REGISTERED VOTERS	BALLOTS CAST	TURNOUT	NO CANDIDATE
Belleville 16	1,144	138	12.06%	0
Belleville Township	1,144	138	12.06%	0
ST. CLAIR COUNTY, ILLINOIS	1,144	138	12.06%	0

GENERAL PRIMARY
Tuesday, March 17, 2026

BELLEVILLE 17
PRECINCT COMMITTEEPERSON
(Vote for ONE)

	REGISTERED VOTERS	BALLOTS CAST	TURNOUT	NO CANDIDATE
Belleville 17	1,119	107	9.56%	0
Belleville Township	1,119	107	9.56%	0
ST. CLAIR COUNTY, ILLINOIS	1,119	107	9.56%	0

GENERAL PRIMARY
Tuesday, March 17, 2026

BELLEVILLE 18
PRECINCT COMMITTEEPERSON
(Vote for ONE)

	REGISTERED VOTERS	BALLOTS CAST	TURNOUT	BARBARA A. STAPLES KING
Belleville 18	1,006	109	10.83%	102
Belleville Township	1,006	109	10.83%	102
ST. CLAIR COUNTY, ILLINOIS	1,006	109	10.83%	102

GENERAL PRIMARY
Tuesday, March 17, 2026

BELLEVILLE 19
PRECINCT COMMITTEEPERSON
(Vote for ONE)

	REGISTERED VOTERS	BALLOTS CAST	TURNOUT	CATHERINE KREHER
Belleville 19	1,661	125	7.53%	109
Belleville Township	1,661	125	7.53%	109
ST. CLAIR COUNTY, ILLINOIS	1,661	125	7.53%	109

GENERAL PRIMARY
Tuesday, March 17, 2026

BELLEVILLE 20
PRECINCT COMMITTEEPERSON
(Vote for ONE)

	REGISTERED VOTERS	BALLOTS CAST	TURNOUT	NO CANDIDATE
Belleville 20	1,495	119	7.96%	0
Belleville Township	1,495	119	7.96%	0
ST. CLAIR COUNTY, ILLINOIS	1,495	119	7.96%	0

GENERAL PRIMARY
Tuesday, March 17, 2026

BELLEVILLE 21
PRECINCT COMMITTEEPERSON
(Vote for ONE)

	REGISTERED VOTERS	BALLOTS CAST	TURNOUT	MARK A. KERN
Belleville 21	1,151	127	11.03%	107
Belleville Township	1,151	127	11.03%	107
ST. CLAIR COUNTY, ILLINOIS	1,151	127	11.03%	107

GENERAL PRIMARY
Tuesday, March 17, 2026

BELLEVILLE 22
PRECINCT COMMITTEEPERSON
(Vote for ONE)

	REGISTERED VOTERS	BALLOTS CAST	TURNOUT	NO CANDIDATE
Belleville 22	1,247	186	14.92%	0
Belleville Township	1,247	186	14.92%	0
ST. CLAIR COUNTY, ILLINOIS	1,247	186	14.92%	0

GENERAL PRIMARY
Tuesday, March 17, 2026

BELLEVILLE 23
PRECINCT COMMITTEEPERSON
(Vote for ONE)

	REGISTERED VOTERS	BALLOTS CAST	TURNOUT	DENNIS C. WEYGANDT
Belleville 23	968	125	12.91%	112
Belleville Township	968	125	12.91%	112
ST. CLAIR COUNTY, ILLINOIS	968	125	12.91%	112

GENERAL PRIMARY
Tuesday, March 17, 2026

BELLEVILLE 24
PRECINCT COMMITTEEPERSON
(Vote for ONE)

	REGISTERED VOTERS	BALLOTS CAST	TURNOUT	KELVIN L. ELLIS
Belleville 24	1,402	160	11.41%	138
Belleville Township	1,402	160	11.41%	138
ST. CLAIR COUNTY, ILLINOIS	1,402	160	11.41%	138

GENERAL PRIMARY
Tuesday, March 17, 2026

BELLEVILLE 25
PRECINCT COMMITTEEPERSON
(Vote for ONE)

	REGISTERED VOTERS	BALLOTS CAST	TURNOUT	NO CANDIDATE
Belleville 25	828	62	7.49%	0
Belleville Township	828	62	7.49%	0
ST. CLAIR COUNTY, ILLINOIS	828	62	7.49%	0

GENERAL PRIMARY
Tuesday, March 17, 2026

CANTEEN 1
PRECINCT COMMITTEEPERSON
(Vote for ONE)

	REGISTERED VOTERS	BALLOTS CAST	TURNOUT	MIKE A. SUAREZ
Canteen 1	1,061	97	9.14%	89
Canteen Township	1,061	97	9.14%	89
ST. CLAIR COUNTY, ILLINOIS	1,061	97	9.14%	89

GENERAL PRIMARY
Tuesday, March 17, 2026

CANTEEN 2
PRECINCT COMMITTEEPERSON
(Vote for ONE)

	REGISTERED VOTERS	BALLOTS CAST	TURNOUT	BRIANNA N. THOMAS
Canteen 2	1,101	124	11.26%	105
Canteen Township	1,101	124	11.26%	105
ST. CLAIR COUNTY, ILLINOIS	1,101	124	11.26%	105

GENERAL PRIMARY
Tuesday, March 17, 2026

CANTEEN 3
PRECINCT COMMITTEEPERSON
(Vote for ONE)

	REGISTERED VOTERS	BALLOTS CAST	TURNOUT	DONTREX WILLIAMS-KELL Y	KAWAII "MRS. "CHILLI" WILLIAMS
Canteen 3	965	209	21.66%	130	67
Canteen Township	965	209	21.66%	130	67
ST. CLAIR COUNTY, ILLINOIS	965	209	21.66%	130	67

GENERAL PRIMARY
Tuesday, March 17, 2026

CANTEEN 4
PRECINCT COMMITTEEPERSON
(Vote for ONE)

	REGISTERED VOTERS	BALLOTS CAST	TURNOUT	ROCKY MILLER	RIKIE THOMAS
Canteen 4	528	158	29.92%	66	88
Canteen Township	528	158	29.92%	66	88
ST. CLAIR COUNTY, ILLINOIS	528	158	29.92%	66	88

GENERAL PRIMARY
Tuesday, March 17, 2026

CANTEEN 5
PRECINCT COMMITTEEPERSON
(Vote for ONE)

	REGISTERED VOTERS	BALLOTS CAST	TURNOUT	NO CANDIDATE
Canteen 5	515	18	3.50%	0
Canteen Township	515	18	3.50%	0
ST. CLAIR COUNTY, ILLINOIS	515	18	3.50%	0

GENERAL PRIMARY
Tuesday, March 17, 2026

CASEYVILLE 1
PRECINCT COMMITTEEPERSON
(Vote for ONE)

	REGISTERED VOTERS	BALLOTS CAST	TURNOUT	RANDALL "RANDY" SMITH
Caseyville 1	1,117	107	9.58%	90
Caseyville Township	1,117	107	9.58%	90
ST. CLAIR COUNTY, ILLINOIS	1,117	107	9.58%	90

GENERAL PRIMARY
Tuesday, March 17, 2026

CASEYVILLE 2
PRECINCT COMMITTEEPERSON
(Vote for ONE)

	REGISTERED VOTERS	BALLOTS CAST	TURNOUT	TREVOR SCHELLING
Caseyville 2	2,002	247	12.34%	217
Caseyville Township	2,002	247	12.34%	217
ST. CLAIR COUNTY, ILLINOIS	2,002	247	12.34%	217

GENERAL PRIMARY
Tuesday, March 17, 2026

CASEYVILLE 3
PRECINCT COMMITTEEPERSON
(Vote for ONE)

	REGISTERED VOTERS	BALLOTS CAST	TURNOUT	NO CANDIDATE
Caseyville 3	1,338	151	11.29%	0
Caseyville Township	1,338	151	11.29%	0
ST. CLAIR COUNTY, ILLINOIS	1,338	151	11.29%	0

GENERAL PRIMARY
Tuesday, March 17, 2026

CASEYVILLE 4
PRECINCT COMMITTEEPERSON
(Vote for ONE)

	REGISTERED VOTERS	BALLOTS CAST	TURNOUT	ANTHONY J. LE FLORE
Caseyville 4	1,299	183	14.09%	166
Caseyville Township	1,299	183	14.09%	166
ST. CLAIR COUNTY, ILLINOIS	1,299	183	14.09%	166

GENERAL PRIMARY
Tuesday, March 17, 2026

CASEYVILLE 5
PRECINCT COMMITTEEPERSON
(Vote for ONE)

	REGISTERED VOTERS	BALLOTS CAST	TURNOUT	GEORGE A. MARKEZICH
Caseyville 5	1,661	169	10.17%	159
Caseyville Township	1,661	169	10.17%	159
ST. CLAIR COUNTY, ILLINOIS	1,661	169	10.17%	159

GENERAL PRIMARY
Tuesday, March 17, 2026

CASEYVILLE 6
PRECINCT COMMITTEEPERSON
(Vote for ONE)

	REGISTERED VOTERS	BALLOTS CAST	TURNOUT	CALVIN DYE, JR.
Caseyville 6	1,638	127	7.75%	119
Caseyville Township	1,638	127	7.75%	119
ST. CLAIR COUNTY, ILLINOIS	1,638	127	7.75%	119

GENERAL PRIMARY
Tuesday, March 17, 2026

CASEYVILLE 7
PRECINCT COMMITTEEPERSON
(Vote for ONE)

	REGISTERED VOTERS	BALLOTS CAST	TURNOUT	NO CANDIDATE
Caseyville 7	1,308	108	8.26%	0
Caseyville Township	1,308	108	8.26%	0
ST. CLAIR COUNTY, ILLINOIS	1,308	108	8.26%	0

GENERAL PRIMARY
Tuesday, March 17, 2026

CASEYVILLE 8
PRECINCT COMMITTEEPERSON
(Vote for ONE)

	REGISTERED VOTERS	BALLOTS CAST	TURNOUT	KAREN J. KAUFHOLD
Caseyville 8	1,516	218	14.38%	201
Caseyville Township	1,516	218	14.38%	201
ST. CLAIR COUNTY, ILLINOIS	1,516	218	14.38%	201

GENERAL PRIMARY
Tuesday, March 17, 2026

CASEYVILLE 9
PRECINCT COMMITTEEPERSON
(Vote for ONE)

	REGISTERED VOTERS	BALLOTS CAST	TURNOUT	BARBARA ANN BRUMFIELD
Caseyville 9	864	93	10.76%	86
Caseyville Township	864	93	10.76%	86
ST. CLAIR COUNTY, ILLINOIS	864	93	10.76%	86

GENERAL PRIMARY
Tuesday, March 17, 2026

CASEYVILLE 10
PRECINCT COMMITTEEPERSON
(Vote for ONE)

	REGISTERED VOTERS	BALLOTS CAST	TURNOUT	RICHARD BATTAS
Caseyville 10	1,230	147	11.95%	133
Caseyville Township	1,230	147	11.95%	133
ST. CLAIR COUNTY, ILLINOIS	1,230	147	11.95%	133

GENERAL PRIMARY
Tuesday, March 17, 2026

CASEYVILLE 11
PRECINCT COMMITTEEPERSON
(Vote for ONE)

	REGISTERED VOTERS	BALLOTS CAST	TURNOUT	DUSTIN GRICE
Caseyville 11	1,100	136	12.36%	124
Caseyville Township	1,100	136	12.36%	124
ST. CLAIR COUNTY, ILLINOIS	1,100	136	12.36%	124

GENERAL PRIMARY
Tuesday, March 17, 2026

CASEYVILLE 12
PRECINCT COMMITTEEPERSON
(Vote for ONE)

	REGISTERED VOTERS	BALLOTS CAST	TURNOUT	NO CANDIDATE
Caseyville 12	1,512	139	9.19%	0
Caseyville Township	1,512	139	9.19%	0
ST. CLAIR COUNTY, ILLINOIS	1,512	139	9.19%	0

GENERAL PRIMARY
Tuesday, March 17, 2026

CASEYVILLE 13
PRECINCT COMMITTEEPERSON
(Vote for ONE)

	REGISTERED VOTERS	BALLOTS CAST	TURNOUT	NO CANDIDATE
Caseyville 13	960	152	15.83%	0
Caseyville Township	960	152	15.83%	0
ST. CLAIR COUNTY, ILLINOIS	960	152	15.83%	0

GENERAL PRIMARY
Tuesday, March 17, 2026

CASEYVILLE 14
PRECINCT COMMITTEEPERSON
(Vote for ONE)

	REGISTERED VOTERS	BALLOTS CAST	TURNOUT	DENISE P. WILLIAMS
Caseyville 14	1,797	270	15.03%	253
Caseyville Township	1,797	270	15.03%	253
ST. CLAIR COUNTY, ILLINOIS	1,797	270	15.03%	253

GENERAL PRIMARY
Tuesday, March 17, 2026

CASEYVILLE 15
PRECINCT COMMITTEEPERSON
(Vote for ONE)

	REGISTERED VOTERS	BALLOTS CAST	TURNOUT	NO CANDIDATE
Caseyville 15	1,198	139	11.60%	0
Caseyville Township	1,198	139	11.60%	0
ST. CLAIR COUNTY, ILLINOIS	1,198	139	11.60%	0

GENERAL PRIMARY
Tuesday, March 17, 2026

CASEYVILLE 16
PRECINCT COMMITTEEPERSON
(Vote for ONE)

	REGISTERED VOTERS	BALLOTS CAST	TURNOUT	NO CANDIDATE
Caseyville 16	441	49	11.11%	0
Caseyville Township	441	49	11.11%	0
ST. CLAIR COUNTY, ILLINOIS	441	49	11.11%	0

GENERAL PRIMARY
Tuesday, March 17, 2026

CASEYVILLE 17
PRECINCT COMMITTEEPERSON
(Vote for ONE)

	REGISTERED VOTERS	BALLOTS CAST	TURNOUT	G.W. SCOTT, SR.
Caseyville 17	905	84	9.28%	77
Caseyville Township	905	84	9.28%	77
ST. CLAIR COUNTY, ILLINOIS	905	84	9.28%	77

GENERAL PRIMARY
Tuesday, March 17, 2026

CASEYVILLE 18
PRECINCT COMMITTEEPERSON
(Vote for ONE)

	REGISTERED VOTERS	BALLOTS CAST	TURNOUT	CALVIN DYE, SR.
Caseyville 18	1,489	189	12.69%	173
Caseyville Township	1,489	189	12.69%	173
ST. CLAIR COUNTY, ILLINOIS	1,489	189	12.69%	173

GENERAL PRIMARY
Tuesday, March 17, 2026

CASEYVILLE 19
PRECINCT COMMITTEEPERSON
(Vote for ONE)

	REGISTERED VOTERS	BALLOTS CAST	TURNOUT	MARK T. KUPSKY
Caseyville 19	763	138	18.09%	125
Caseyville Township	763	138	18.09%	125
ST. CLAIR COUNTY, ILLINOIS	763	138	18.09%	125

GENERAL PRIMARY
Tuesday, March 17, 2026

CASEYVILLE 20
PRECINCT COMMITTEEPERSON
(Vote for ONE)

	REGISTERED VOTERS	BALLOTS CAST	TURNOUT	SCOTT GREENWALD
Caseyville 20	478	49	10.25%	41
Caseyville Township	478	49	10.25%	41
ST. CLAIR COUNTY, ILLINOIS	478	49	10.25%	41

GENERAL PRIMARY
Tuesday, March 17, 2026

CASEYVILLE 21
PRECINCT COMMITTEEPERSON
(Vote for ONE)

	REGISTERED VOTERS	BALLOTS CAST	TURNOUT	RICHARD GIBBS
Caseyville 21	994	90	9.05%	84
Caseyville Township	994	90	9.05%	84
ST. CLAIR COUNTY, ILLINOIS	994	90	9.05%	84

GENERAL PRIMARY
Tuesday, March 17, 2026

CASEYVILLE 22
PRECINCT COMMITTEEPERSON
(Vote for ONE)

	REGISTERED VOTERS	BALLOTS CAST	TURNOUT	DE ANDRE L. BROOKS
Caseyville 22	1,433	246	17.17%	223
Caseyville Township	1,433	246	17.17%	223
ST. CLAIR COUNTY, ILLINOIS	1,433	246	17.17%	223

GENERAL PRIMARY
Tuesday, March 17, 2026

CENTREVILLE 1
PRECINCT COMMITTEEPERSON
(Vote for ONE)

	REGISTERED VOTERS	BALLOTS CAST	TURNOUT	MALCOLM L. HENDERSON
Centreville 1	1,088	148	13.60%	128
Centreville Township	1,088	148	13.60%	128
ST. CLAIR COUNTY, ILLINOIS	1,088	148	13.60%	128

GENERAL PRIMARY
Tuesday, March 17, 2026

CENTREVILLE 2
PRECINCT COMMITTEEPERSON
(Vote for ONE)

	REGISTERED VOTERS	BALLOTS CAST	TURNOUT	FREDDIE M. BROWN
Centreville 2	1,019	78	7.65%	71
Centreville Township	1,019	78	7.65%	71
ST. CLAIR COUNTY, ILLINOIS	1,019	78	7.65%	71

GENERAL PRIMARY
Tuesday, March 17, 2026

CENTREVILLE 3
PRECINCT COMMITTEEPERSON
(Vote for ONE)

	REGISTERED VOTERS	BALLOTS CAST	TURNOUT	NO CANDIDATE	WRITE-IN
Centreville 3	1,492	175	11.73%	0	19
Centreville Township	1,492	175	11.73%	0	19
ST. CLAIR COUNTY, ILLINOIS	1,492	175	11.73%	0	19

GENERAL PRIMARY
Tuesday, March 17, 2026

CENTREVILLE 4
PRECINCT COMMITTEEPERSON
(Vote for ONE)

	REGISTERED VOTERS	BALLOTS CAST	TURNOUT	ROSE MARIE "BOO BOO" GOMRIC
Centreville 4	845	133	15.74%	117
Centreville Township	845	133	15.74%	117
ST. CLAIR COUNTY, ILLINOIS	845	133	15.74%	117

GENERAL PRIMARY
Tuesday, March 17, 2026

CENTREVILLE 5
PRECINCT COMMITTEEPERSON
(Vote for ONE)

	REGISTERED VOTERS	BALLOTS CAST	TURNOUT	GLORIA WARE
Centreville 5	1,309	100	7.64%	90
Centreville Township	1,309	100	7.64%	90
ST. CLAIR COUNTY, ILLINOIS	1,309	100	7.64%	90

GENERAL PRIMARY
Tuesday, March 17, 2026

CENTREVILLE 6
PRECINCT COMMITTEEPERSON
(Vote for ONE)

	REGISTERED VOTERS	BALLOTS CAST	TURNOUT	ERMA J. MILLARD
Centreville 6	1,233	197	15.98%	180
Centreville Township	1,233	197	15.98%	180
ST. CLAIR COUNTY, ILLINOIS	1,233	197	15.98%	180

GENERAL PRIMARY
Tuesday, March 17, 2026

CENTREVILLE 7
PRECINCT COMMITTEEPERSON
(Vote for ONE)

	REGISTERED VOTERS	BALLOTS CAST	TURNOUT	TREVON TOMPKIN
Centreville 7	1,806	97	5.37%	79
Centreville Township	1,806	97	5.37%	79
ST. CLAIR COUNTY, ILLINOIS	1,806	97	5.37%	79

GENERAL PRIMARY
Tuesday, March 17, 2026

CENTREVILLE 8
PRECINCT COMMITTEEPERSON
(Vote for ONE)

	REGISTERED VOTERS	BALLOTS CAST	TURNOUT	DARRELL BOLDEN
Centreville 8	1,101	108	9.81%	96
Centreville Township	1,101	108	9.81%	96
ST. CLAIR COUNTY, ILLINOIS	1,101	108	9.81%	96

GENERAL PRIMARY
Tuesday, March 17, 2026

CENTREVILLE 9
PRECINCT COMMITTEEPERSON
(Vote for ONE)

	REGISTERED VOTERS	BALLOTS CAST	TURNOUT	CURTIS MC CALL, JR.
Centreville 9	1,534	164	10.69%	88
Centreville Township	1,534	164	10.69%	88
ST. CLAIR COUNTY, ILLINOIS	1,534	164	10.69%	88

GENERAL PRIMARY
Tuesday, March 17, 2026

CENTREVILLE 10
PRECINCT COMMITTEEPERSON
(Vote for ONE)

	REGISTERED VOTERS	BALLOTS CAST	TURNOUT	DRAKE JACKSON
Centreville 10	1,164	81	6.96%	69
Centreville Township	1,164	81	6.96%	69
ST. CLAIR COUNTY, ILLINOIS	1,164	81	6.96%	69

GENERAL PRIMARY
Tuesday, March 17, 2026

ENGELMANN 1
PRECINCT COMMITTEEPERSON
(Vote for ONE)

	REGISTERED VOTERS	BALLOTS CAST	TURNOUT	NO CANDIDATE
Engelmann 1	564	24	4.26%	0
Engelmann Township	564	24	4.26%	0
ST. CLAIR COUNTY, ILLINOIS	564	24	4.26%	0

GENERAL PRIMARY
Tuesday, March 17, 2026

FAYETTEVILLE 1
PRECINCT COMMITTEEPERSON
(Vote for ONE)

	REGISTERED VOTERS	BALLOTS CAST	TURNOUT	NO CANDIDATE
Fayetteville 1	435	15	3.45%	0
Fayetteville Township	435	15	3.45%	0
ST. CLAIR COUNTY, ILLINOIS	435	15	3.45%	0

GENERAL PRIMARY
Tuesday, March 17, 2026

FAYETTEVILLE 2
PRECINCT COMMITTEEPERSON
(Vote for ONE)

	REGISTERED VOTERS	BALLOTS CAST	TURNOUT	NO CANDIDATE
Fayetteville 2	684	22	3.22%	0
Fayetteville Township	684	22	3.22%	0
ST. CLAIR COUNTY, ILLINOIS	684	22	3.22%	0

GENERAL PRIMARY
Tuesday, March 17, 2026

FREEBURG 1
PRECINCT COMMITTEEPERSON
(Vote for ONE)

	REGISTERED VOTERS	BALLOTS CAST	TURNOUT	NO CANDIDATE
Freeburg 1	1,342	77	5.74%	0
Freeburg Township	1,342	77	5.74%	0
ST. CLAIR COUNTY, ILLINOIS	1,342	77	5.74%	0

GENERAL PRIMARY
Tuesday, March 17, 2026

FREEBURG 2
PRECINCT COMMITTEEPERSON
(Vote for ONE)

	REGISTERED VOTERS	BALLOTS CAST	TURNOUT	NO CANDIDATE
Freeburg 2	1,268	81	6.39%	0
Freeburg Township	1,268	81	6.39%	0
ST. CLAIR COUNTY, ILLINOIS	1,268	81	6.39%	0

GENERAL PRIMARY
Tuesday, March 17, 2026

FREEBURG 3
PRECINCT COMMITTEEPERSON
(Vote for ONE)

	REGISTERED VOTERS	BALLOTS CAST	TURNOUT	NO CANDIDATE
Freeburg 3	1,293	77	5.96%	0
Freeburg Township	1,293	77	5.96%	0
ST. CLAIR COUNTY, ILLINOIS	1,293	77	5.96%	0

GENERAL PRIMARY
Tuesday, March 17, 2026

LEBANON 1
PRECINCT COMMITTEEPERSON
(Vote for ONE)

	REGISTERED VOTERS	BALLOTS CAST	TURNOUT	NO CANDIDATE
Lebanon 1	1,655	149	9.00%	0
Lebanon Township	1,655	149	9.00%	0
ST. CLAIR COUNTY, ILLINOIS	1,655	149	9.00%	0

GENERAL PRIMARY
Tuesday, March 17, 2026

LEBANON 2
PRECINCT COMMITTEEPERSON
(Vote for ONE)

	REGISTERED VOTERS	BALLOTS CAST	TURNOUT	NO CANDIDATE
Lebanon 2	806	54	6.70%	0
Lebanon Township	806	54	6.70%	0
ST. CLAIR COUNTY, ILLINOIS	806	54	6.70%	0

GENERAL PRIMARY
Tuesday, March 17, 2026

LEBANON 3
PRECINCT COMMITTEEPERSON
(Vote for ONE)

	REGISTERED VOTERS	BALLOTS CAST	TURNOUT	NO CANDIDATE
Lebanon 3	485	17	3.51%	0
Lebanon Township	485	17	3.51%	0
ST. CLAIR COUNTY, ILLINOIS	485	17	3.51%	0

GENERAL PRIMARY
Tuesday, March 17, 2026

LENZBURG 1
Lenzburg 1
(Vote for ONE)

	REGISTERED VOTERS	BALLOTS CAST	TURNOUT	NO CANDIDATE
Lenzburg 1	668	28	4.19%	0
Lenzburg Township	668	28	4.19%	0
ST. CLAIR COUNTY, ILLINOIS	668	28	4.19%	0

GENERAL PRIMARY
Tuesday, March 17, 2026

MARISSA 1
PRECINCT COMMITTEEPERSON
(Vote for ONE)

	REGISTERED VOTERS	BALLOTS CAST	TURNOUT	NO CANDIDATE
Marissa 1	1,582	52	3.29%	0
Marissa Township	1,582	52	3.29%	0
ST. CLAIR COUNTY, ILLINOIS	1,582	52	3.29%	0

GENERAL PRIMARY
Tuesday, March 17, 2026

MASCOUTAH 1
PRECINCT COMMITTEEPERSON
(Vote for ONE)

	REGISTERED VOTERS	BALLOTS CAST	TURNOUT	NO CANDIDATE
Mascoutah 1	1,262	60	4.75%	0
Mascoutah Township	1,262	60	4.75%	0
ST. CLAIR COUNTY, ILLINOIS	1,262	60	4.75%	0

GENERAL PRIMARY
Tuesday, March 17, 2026

MASCOUTAH 2
PRECINCT COMMITTEEPERSON
(Vote for ONE)

	REGISTERED VOTERS	BALLOTS CAST	TURNOUT	NO CANDIDATE
Mascoutah 2	1,834	105	5.73%	0
Mascoutah Township	1,834	105	5.73%	0
ST. CLAIR COUNTY, ILLINOIS	1,834	105	5.73%	0

GENERAL PRIMARY
Tuesday, March 17, 2026

MASCOUTAH 3
PRECINCT COMMITTEEPERSON
(Vote for ONE)

	REGISTERED VOTERS	BALLOTS CAST	TURNOUT	NO CANDIDATE
Mascoutah 3	2,239	119	5.31%	0
Mascoutah Township	2,239	119	5.31%	0
ST. CLAIR COUNTY, ILLINOIS	2,239	119	5.31%	0

GENERAL PRIMARY
Tuesday, March 17, 2026

MASCOUTAH 4
PRECINCT COMMITTEEPERSON
(Vote for ONE)

	REGISTERED VOTERS	BALLOTS CAST	TURNOUT	NO CANDIDATE
Mascoutah 4	1,482	111	7.49%	0
Mascoutah Township	1,482	111	7.49%	0
ST. CLAIR COUNTY, ILLINOIS	1,482	111	7.49%	0

GENERAL PRIMARY
Tuesday, March 17, 2026

MILLSTADT 1
PRECINCT COMMITTEEPERSON
(Vote for ONE)

	REGISTERED VOTERS	BALLOTS CAST	TURNOUT	NO CANDIDATE
Millstadt 1	1,246	110	8.83%	0
Millstadt Township	1,246	110	8.83%	0
ST. CLAIR COUNTY, ILLINOIS	1,246	110	8.83%	0

GENERAL PRIMARY
Tuesday, March 17, 2026

MILLSTADT 2
PRECINCT COMMITTEEPERSON
(Vote for ONE)

	REGISTERED VOTERS	BALLOTS CAST	TURNOUT	ANN M. BARNUM
Millstadt 2	1,610	141	8.76%	110
Millstadt Township	1,610	141	8.76%	110
ST. CLAIR COUNTY, ILLINOIS	1,610	141	8.76%	110

GENERAL PRIMARY
Tuesday, March 17, 2026

MILLSTADT 3
PRECINCT COMMITTEEPERSON
(Vote for ONE)

	REGISTERED VOTERS	BALLOTS CAST	TURNOUT	NO CANDIDATE
Millstadt 3	594	53	8.92%	0
Millstadt Township	594	53	8.92%	0
ST. CLAIR COUNTY, ILLINOIS	594	53	8.92%	0

GENERAL PRIMARY
Tuesday, March 17, 2026

MILLSTADT 4
PRECINCT COMMITTEEPERSON
(Vote for ONE)

	REGISTERED VOTERS	BALLOTS CAST	TURNOUT	K. ANDREW HOERNER
Millstadt 4	873	85	9.74%	71
Millstadt Township	873	85	9.74%	71
ST. CLAIR COUNTY, ILLINOIS	873	85	9.74%	71

GENERAL PRIMARY
Tuesday, March 17, 2026

MILLSTADT 5
PRECINCT COMMITTEEPERSON
(Vote for ONE)

	REGISTERED VOTERS	BALLOTS CAST	TURNOUT	NO CANDIDATE
Millstadt 5	1,152	125	10.85%	0
Millstadt Township	1,152	125	10.85%	0
ST. CLAIR COUNTY, ILLINOIS	1,152	125	10.85%	0

GENERAL PRIMARY
Tuesday, March 17, 2026

NEW ATHENS 1
PRECINCT COMMITTEEPERSON
(Vote for ONE)

	REGISTERED VOTERS	BALLOTS CAST	TURNOUT	NO CANDIDATE
New Athens 1	863	33	3.82%	0
New Athens Township	863	33	3.82%	0
ST. CLAIR COUNTY, ILLINOIS	863	33	3.82%	0

GENERAL PRIMARY
Tuesday, March 17, 2026

NEW ATHENS 2
PRECINCT COMMITTEEPERSON
(Vote for ONE)

	REGISTERED VOTERS	BALLOTS CAST	TURNOUT	NO CANDIDATE
New Athens 2	1,001	44	4.40%	0
New Athens Township	1,001	44	4.40%	0
ST. CLAIR COUNTY, ILLINOIS	1,001	44	4.40%	0

GENERAL PRIMARY
Tuesday, March 17, 2026

O FALLON 1
PRECINCT COMMITTEEPERSON
(Vote for ONE)

	REGISTERED VOTERS	BALLOTS CAST	TURNOUT	NO CANDIDATE
O Fallon 1	1,073	108	10.07%	0
O'Fallon Township	1,073	108	10.07%	0
ST. CLAIR COUNTY, ILLINOIS	1,073	108	10.07%	0

GENERAL PRIMARY
Tuesday, March 17, 2026

O FALLON 2
PRECINCT COMMITTEEPERSON
(Vote for ONE)

	REGISTERED VOTERS	BALLOTS CAST	TURNOUT	NO CANDIDATE
O Fallon 2	1,114	105	9.43%	0
O'Fallon Township	1,114	105	9.43%	0
ST. CLAIR COUNTY, ILLINOIS	1,114	105	9.43%	0

GENERAL PRIMARY
Tuesday, March 17, 2026

O FALLON 3
PRECINCT COMMITTEEPERSON
(Vote for ONE)

	REGISTERED VOTERS	BALLOTS CAST	TURNOUT	NO CANDIDATE
O Fallon 3	751	67	8.92%	0
O'Fallon Township	751	67	8.92%	0
ST. CLAIR COUNTY, ILLINOIS	751	67	8.92%	0

GENERAL PRIMARY
Tuesday, March 17, 2026

O FALLON 4
PRECINCT COMMITTEEPERSON
(Vote for ONE)

	REGISTERED VOTERS	BALLOTS CAST	TURNOUT	NO CANDIDATE
O Fallon 4	647	37	5.72%	0
O'Fallon Township	647	37	5.72%	0
ST. CLAIR COUNTY, ILLINOIS	647	37	5.72%	0

GENERAL PRIMARY
Tuesday, March 17, 2026

O FALLON 5
PRECINCT COMMITTEEPERSON
(Vote for ONE)

	REGISTERED VOTERS	BALLOTS CAST	TURNOUT	CHARLA J. MORTON
O Fallon 5	1,141	124	10.87%	108
O'Fallon Township	1,141	124	10.87%	108
ST. CLAIR COUNTY, ILLINOIS	1,141	124	10.87%	108

GENERAL PRIMARY
Tuesday, March 17, 2026

O FALLON 6
PRECINCT COMMITTEEPERSON
(Vote for ONE)

	REGISTERED VOTERS	BALLOTS CAST	TURNOUT	NO CANDIDATE
O Fallon 6	905	92	10.17%	0
O'Fallon Township	905	92	10.17%	0
ST. CLAIR COUNTY, ILLINOIS	905	92	10.17%	0

GENERAL PRIMARY
Tuesday, March 17, 2026

O FALLON 7
PRECINCT COMMITTEEPERSON
(Vote for ONE)

	REGISTERED VOTERS	BALLOTS CAST	TURNOUT	NO CANDIDATE
O Fallon 7	1,196	136	11.37%	0
O'Fallon Township	1,196	136	11.37%	0
ST. CLAIR COUNTY, ILLINOIS	1,196	136	11.37%	0

GENERAL PRIMARY
Tuesday, March 17, 2026

O FALLON 8
PRECINCT COMMITTEEPERSON
(Vote for ONE)

	REGISTERED VOTERS	BALLOTS CAST	TURNOUT	RANDA HAUTLY
O Fallon 8	1,502	147	9.79%	132
O'Fallon Township	1,502	147	9.79%	132
ST. CLAIR COUNTY, ILLINOIS	1,502	147	9.79%	132

GENERAL PRIMARY
Tuesday, March 17, 2026

O FALLON 9
PRECINCT COMMITTEEPERSON
(Vote for ONE)

	REGISTERED VOTERS	BALLOTS CAST	TURNOUT	NO CANDIDATE
O Fallon 9	1,172	101	8.62%	0
O'Fallon Township	1,172	101	8.62%	0
ST. CLAIR COUNTY, ILLINOIS	1,172	101	8.62%	0

GENERAL PRIMARY
Tuesday, March 17, 2026

O FALLON 10
PRECINCT COMMITTEEPERSON
(Vote for ONE)

	REGISTERED VOTERS	BALLOTS CAST	TURNOUT	NO CANDIDATE
O Fallon 10	1,239	133	10.73%	0
O'Fallon Township	1,239	133	10.73%	0
ST. CLAIR COUNTY, ILLINOIS	1,239	133	10.73%	0

GENERAL PRIMARY
Tuesday, March 17, 2026

O FALLON 11
PRECINCT COMMITTEEPERSON
(Vote for ONE)

	REGISTERED VOTERS	BALLOTS CAST	TURNOUT	NO CANDIDATE
O Fallon 11	1,304	91	6.98%	0
O'Fallon Township	1,304	91	6.98%	0
ST. CLAIR COUNTY, ILLINOIS	1,304	91	6.98%	0

GENERAL PRIMARY
Tuesday, March 17, 2026

O FALLON 12
PRECINCT COMMITTEEPERSON
(Vote for ONE)

	REGISTERED VOTERS	BALLOTS CAST	TURNOUT	NO CANDIDATE
O Fallon 12	1,503	174	11.58%	0
O'Fallon Township	1,503	174	11.58%	0
ST. CLAIR COUNTY, ILLINOIS	1,503	174	11.58%	0

GENERAL PRIMARY
Tuesday, March 17, 2026

O FALLON 13
PRECINCT COMMITTEEPERSON
(Vote for ONE)

	REGISTERED VOTERS	BALLOTS CAST	TURNOUT	NO CANDIDATE
O Fallon 13	1,292	121	9.37%	0
O'Fallon Township	1,292	121	9.37%	0
ST. CLAIR COUNTY, ILLINOIS	1,292	121	9.37%	0

GENERAL PRIMARY
Tuesday, March 17, 2026

O FALLON 14
PRECINCT COMMITTEEPERSON
(Vote for ONE)

	REGISTERED VOTERS	BALLOTS CAST	TURNOUT	NO CANDIDATE
O Fallon 14	849	57	6.71%	0
O'Fallon Township	849	57	6.71%	0
ST. CLAIR COUNTY, ILLINOIS	849	57	6.71%	0

GENERAL PRIMARY
Tuesday, March 17, 2026

O FALLON 15
PRECINCT COMMITTEEPERSON
(Vote for ONE)

	REGISTERED VOTERS	BALLOTS CAST	TURNOUT	NO CANDIDATE
O Fallon 15	1,459	152	10.42%	0
O'Fallon Township	1,459	152	10.42%	0
ST. CLAIR COUNTY, ILLINOIS	1,459	152	10.42%	0

GENERAL PRIMARY
Tuesday, March 17, 2026

O FALLON 16
PRECINCT COMMITTEEPERSON
(Vote for ONE)

	REGISTERED VOTERS	BALLOTS CAST	TURNOUT	NO CANDIDATE
O Fallon 16	1,634	127	7.77%	0
O'Fallon Township	1,634	127	7.77%	0
ST. CLAIR COUNTY, ILLINOIS	1,634	127	7.77%	0

GENERAL PRIMARY
Tuesday, March 17, 2026

O FALLON 17
PRECINCT COMMITTEEPERSON
(Vote for ONE)

	REGISTERED VOTERS	BALLOTS CAST	TURNOUT	ANGELA G. SWEETLAND
O Fallon 17	1,011	125	12.36%	111
O'Fallon Township	1,011	125	12.36%	111
ST. CLAIR COUNTY, ILLINOIS	1,011	125	12.36%	111

GENERAL PRIMARY
Tuesday, March 17, 2026

O FALLON 18
PRECINCT COMMITTEEPERSON
(Vote for ONE)

	REGISTERED VOTERS	BALLOTS CAST	TURNOUT	NO CANDIDATE
O Fallon 18	738	73	9.89%	0
O'Fallon Township	738	73	9.89%	0
ST. CLAIR COUNTY, ILLINOIS	738	73	9.89%	0

GENERAL PRIMARY
Tuesday, March 17, 2026

PRAIRIE DU LONG 1
PRECINCT COMMITTEEPERSON
(Vote for ONE)

	REGISTERED VOTERS	BALLOTS CAST	TURNOUT	NO CANDIDATE
Prairie Du Long 1	793	56	7.06%	0
Prairie Du Long Township	793	56	7.06%	0
ST. CLAIR COUNTY, ILLINOIS	793	56	7.06%	0

GENERAL PRIMARY
Tuesday, March 17, 2026

PRAIRIE DU LONG 2
PRECINCT COMMITTEEPERSON
(Vote for ONE)

	REGISTERED VOTERS	BALLOTS CAST	TURNOUT	ROGER E. POOLE
Prairie Du Long 2	1,377	126	9.15%	100
Prairie Du Long Township	1,377	126	9.15%	100
ST. CLAIR COUNTY, ILLINOIS	1,377	126	9.15%	100

GENERAL PRIMARY
Tuesday, March 17, 2026

ST CLAIR 1
PRECINCT COMMITTEEPERSON
(Vote for ONE)

	REGISTERED VOTERS	BALLOTS CAST	TURNOUT	GARY LITTLE
St Clair 1	1,477	127	8.60%	105
St. Clair Township	1,477	127	8.60%	105
ST. CLAIR COUNTY, ILLINOIS	1,477	127	8.60%	105

GENERAL PRIMARY
Tuesday, March 17, 2026

ST CLAIR 2
PRECINCT COMMITTEEPERSON
(Vote for ONE)

	REGISTERED VOTERS	BALLOTS CAST	TURNOUT	RANDOLPH PIERCE
St Clair 2	756	67	8.86%	59
St. Clair Township	756	67	8.86%	59
ST. CLAIR COUNTY, ILLINOIS	756	67	8.86%	59

GENERAL PRIMARY
Tuesday, March 17, 2026

ST CLAIR 3
PRECINCT COMMITTEEPERSON
(Vote for ONE)

	REGISTERED VOTERS	BALLOTS CAST	TURNOUT	STEPHANIE J. HAWKS
St Clair 3	1,323	138	10.43%	121
St. Clair Township	1,323	138	10.43%	121
ST. CLAIR COUNTY, ILLINOIS	1,323	138	10.43%	121

GENERAL PRIMARY
Tuesday, March 17, 2026

ST CLAIR 4
PRECINCT COMMITTEEPERSON
(Vote for ONE)

	REGISTERED VOTERS	BALLOTS CAST	TURNOUT	RICHARD C. EFFINGER
St Clair 4	690	56	8.12%	50
St. Clair Township	690	56	8.12%	50
ST. CLAIR COUNTY, ILLINOIS	690	56	8.12%	50

GENERAL PRIMARY
Tuesday, March 17, 2026

ST CLAIR 5
PRECINCT COMMITTEEPERSON
(Vote for ONE)

	REGISTERED VOTERS	BALLOTS CAST	TURNOUT	JANA A. MOLL
St Clair 5	871	90	10.33%	81
St. Clair Township	871	90	10.33%	81
ST. CLAIR COUNTY, ILLINOIS	871	90	10.33%	81

GENERAL PRIMARY
Tuesday, March 17, 2026

ST CLAIR 6
PRECINCT COMMITTEEPERSON
(Vote for ONE)

	REGISTERED VOTERS	BALLOTS CAST	TURNOUT	JESSICA MOTSINGER
St Clair 6	1,407	185	13.15%	164
St. Clair Township	1,407	185	13.15%	164
ST. CLAIR COUNTY, ILLINOIS	1,407	185	13.15%	164

GENERAL PRIMARY
Tuesday, March 17, 2026

ST CLAIR 7
PRECINCT COMMITTEEPERSON
(Vote for ONE)

	REGISTERED VOTERS	BALLOTS CAST	TURNOUT	CURTIS MALONE
St Clair 7	1,313	118	8.99%	107
St. Clair Township	1,313	118	8.99%	107
ST. CLAIR COUNTY, ILLINOIS	1,313	118	8.99%	107

GENERAL PRIMARY
Tuesday, March 17, 2026

ST CLAIR 8
PRECINCT COMMITTEEPERSON
(Vote for ONE)

	REGISTERED VOTERS	BALLOTS CAST	TURNOUT	MICHAEL GREENFIELD
St Clair 8	1,122	146	13.01%	131
St. Clair Township	1,122	146	13.01%	131
ST. CLAIR COUNTY, ILLINOIS	1,122	146	13.01%	131

GENERAL PRIMARY
Tuesday, March 17, 2026

ST CLAIR 9
PRECINCT COMMITTEEPERSON
(Vote for ONE)

	REGISTERED VOTERS	BALLOTS CAST	TURNOUT	NO CANDIDATE
St Clair 9	929	71	7.64%	0
St. Clair Township	929	71	7.64%	0
ST. CLAIR COUNTY, ILLINOIS	929	71	7.64%	0

GENERAL PRIMARY
Tuesday, March 17, 2026

ST CLAIR 10
PRECINCT COMMITTEEPERSON
(Vote for ONE)

	REGISTERED VOTERS	BALLOTS CAST	TURNOUT	STEVEN WALKER
St Clair 10	1,346	135	10.03%	122
St. Clair Township	1,346	135	10.03%	122
ST. CLAIR COUNTY, ILLINOIS	1,346	135	10.03%	122

GENERAL PRIMARY
Tuesday, March 17, 2026

ST CLAIR 11
PRECINCT COMMITTEEPERSON
(Vote for ONE)

	REGISTERED VOTERS	BALLOTS CAST	TURNOUT	NO CANDIDATE
St Clair 11	834	89	10.67%	0
St. Clair Township	834	89	10.67%	0
ST. CLAIR COUNTY, ILLINOIS	834	89	10.67%	0

GENERAL PRIMARY
Tuesday, March 17, 2026

ST CLAIR 12
PRECINCT COMMITTEEPERSON
(Vote for ONE)

	REGISTERED VOTERS	BALLOTS CAST	TURNOUT	DANA JACKSON
St Clair 12	1,208	104	8.61%	92
St. Clair Township	1,208	104	8.61%	92
ST. CLAIR COUNTY, ILLINOIS	1,208	104	8.61%	92

GENERAL PRIMARY
Tuesday, March 17, 2026

ST CLAIR 13
PRECINCT COMMITTEEPERSON
(Vote for ONE)

	REGISTERED VOTERS	BALLOTS CAST	TURNOUT	ANGELA GROSSMANN-R GEWE
St Clair 13	791	115	14.54%	100
St. Clair Township	791	115	14.54%	100
ST. CLAIR COUNTY, ILLINOIS	791	115	14.54%	100

GENERAL PRIMARY
Tuesday, March 17, 2026

ST CLAIR 14
PRECINCT COMMITTEEPERSON
(Vote for ONE)

	REGISTERED VOTERS	BALLOTS CAST	TURNOUT	ROBERT "BOB" TRENTMAN
St Clair 14	1,494	192	12.85%	178
St. Clair Township	1,494	192	12.85%	178
ST. CLAIR COUNTY, ILLINOIS	1,494	192	12.85%	178

GENERAL PRIMARY
Tuesday, March 17, 2026

ST CLAIR 15
PRECINCT COMMITTEEPERSON
(Vote for ONE)

	REGISTERED VOTERS	BALLOTS CAST	TURNOUT	NO CANDIDATE
St Clair 15	1,403	146	10.41%	0
St. Clair Township	1,403	146	10.41%	0
ST. CLAIR COUNTY, ILLINOIS	1,403	146	10.41%	0

GENERAL PRIMARY
Tuesday, March 17, 2026

ST CLAIR 16
PRECINCT COMMITTEEPERSON
(Vote for ONE)

	REGISTERED VOTERS	BALLOTS CAST	TURNOUT	HENRY PEARSON
St Clair 16	1,258	139	11.05%	112
St. Clair Township	1,258	139	11.05%	112
ST. CLAIR COUNTY, ILLINOIS	1,258	139	11.05%	112

GENERAL PRIMARY
Tuesday, March 17, 2026

ST CLAIR 17
PRECINCT COMMITTEEPERSON
(Vote for ONE)

	REGISTERED VOTERS	BALLOTS CAST	TURNOUT	NO CANDIDATE
St Clair 17	940	103	10.96%	0
St. Clair Township	940	103	10.96%	0
ST. CLAIR COUNTY, ILLINOIS	940	103	10.96%	0

GENERAL PRIMARY
Tuesday, March 17, 2026

ST CLAIR 18
PRECINCT COMMITTEEPERSON
(Vote for ONE)

	REGISTERED VOTERS	BALLOTS CAST	TURNOUT	DEBRA GORDON
St Clair 18	974	138	14.17%	115
St. Clair Township	974	138	14.17%	115
ST. CLAIR COUNTY, ILLINOIS	974	138	14.17%	115

GENERAL PRIMARY
Tuesday, March 17, 2026

ST CLAIR 19
PRECINCT COMMITTEEPERSON
(Vote for ONE)

	REGISTERED VOTERS	BALLOTS CAST	TURNOUT	SUSAN GRUBERMAN
St Clair 19	937	107	11.42%	94
St. Clair Township	937	107	11.42%	94
ST. CLAIR COUNTY, ILLINOIS	937	107	11.42%	94

GENERAL PRIMARY
Tuesday, March 17, 2026

ST CLAIR 20
PRECINCT COMMITTEEPERSON
(Vote for ONE)

	REGISTERED VOTERS	BALLOTS CAST	TURNOUT	JAY C. HOFFMAN
St Clair 20	763	85	11.14%	74
St. Clair Township	763	85	11.14%	74
ST. CLAIR COUNTY, ILLINOIS	763	85	11.14%	74

GENERAL PRIMARY
Tuesday, March 17, 2026

ST CLAIR 21
PRECINCT COMMITTEEPERSON
(Vote for ONE)

	REGISTERED VOTERS	BALLOTS CAST	TURNOUT	AUGUSTUS 'GUS' STACKER
St Clair 21	953	115	12.07%	99
St. Clair Township	953	115	12.07%	99
ST. CLAIR COUNTY, ILLINOIS	953	115	12.07%	99

GENERAL PRIMARY
Tuesday, March 17, 2026

ST CLAIR 22
PRECINCT COMMITTEEPERSON
(Vote for ONE)

	REGISTERED VOTERS	BALLOTS CAST	TURNOUT	SCOT PIRTLE
St Clair 22	1,409	146	10.36%	137
St. Clair Township	1,409	146	10.36%	137
ST. CLAIR COUNTY, ILLINOIS	1,409	146	10.36%	137

GENERAL PRIMARY
Tuesday, March 17, 2026

ST CLAIR 23
PRECINCT COMMITTEEPERSON
(Vote for ONE)

	REGISTERED VOTERS	BALLOTS CAST	TURNOUT	NORMAN ETLING
St Clair 23	1,616	231	14.29%	204
St. Clair Township	1,616	231	14.29%	204
ST. CLAIR COUNTY, ILLINOIS	1,616	231	14.29%	204

GENERAL PRIMARY
Tuesday, March 17, 2026

ST CLAIR 24
PRECINCT COMMITTEEPERSON
(Vote for ONE)

	REGISTERED VOTERS	BALLOTS CAST	TURNOUT	MARGARET WADE
St Clair 24	1,764	281	15.93%	257
St. Clair Township	1,764	281	15.93%	257
ST. CLAIR COUNTY, ILLINOIS	1,764	281	15.93%	257

GENERAL PRIMARY
Tuesday, March 17, 2026

SHILOH VALLEY 1
PRECINCT COMMITTEEPERSON
(Vote for ONE)

	REGISTERED VOTERS	BALLOTS CAST	TURNOUT	NO CANDIDATE
Shiloh Valley 1	1,578	135	8.56%	0
Shiloh Valley Township	1,578	135	8.56%	0
ST. CLAIR COUNTY, ILLINOIS	1,578	135	8.56%	0

GENERAL PRIMARY
Tuesday, March 17, 2026

SHILOH VALLEY 2
PRECINCT COMMITTEEPERSON
(Vote for ONE)

	REGISTERED VOTERS	BALLOTS CAST	TURNOUT	NO CANDIDATE
Shiloh Valley 2	1,678	94	5.60%	0
Shiloh Valley Township	1,678	94	5.60%	0
ST. CLAIR COUNTY, ILLINOIS	1,678	94	5.60%	0

GENERAL PRIMARY
Tuesday, March 17, 2026

SHILOH VALLEY 3
PRECINCT COMMITTEEPERSON
(Vote for ONE)

	REGISTERED VOTERS	BALLOTS CAST	TURNOUT	NO CANDIDATE
Shiloh Valley 3	1,198	103	8.60%	0
Shiloh Valley Township	1,198	103	8.60%	0
ST. CLAIR COUNTY, ILLINOIS	1,198	103	8.60%	0

GENERAL PRIMARY
Tuesday, March 17, 2026

SHILOH VALLEY 4
PRECINCT COMMITTEEPERSON
(Vote for ONE)

	REGISTERED VOTERS	BALLOTS CAST	TURNOUT	NO CANDIDATE
Shiloh Valley 4	818	67	8.19%	0
Shiloh Valley Township	818	67	8.19%	0
ST. CLAIR COUNTY, ILLINOIS	818	67	8.19%	0

GENERAL PRIMARY
Tuesday, March 17, 2026

SHILOH VALLEY 5
PRECINCT COMMITTEEPERSON
(Vote for ONE)

	REGISTERED VOTERS	BALLOTS CAST	TURNOUT	NO CANDIDATE
Shiloh Valley 5	1,623	180	11.09%	0
Shiloh Valley Township	1,623	180	11.09%	0
ST. CLAIR COUNTY, ILLINOIS	1,623	180	11.09%	0

GENERAL PRIMARY
Tuesday, March 17, 2026

SMITHTON 1
PRECINCT COMMITTEEPERSON
(Vote for ONE)

	REGISTERED VOTERS	BALLOTS CAST	TURNOUT	NO CANDIDATE
Smithton 1	1,354	152	11.23%	0
Smithton Township	1,354	152	11.23%	0
ST. CLAIR COUNTY, ILLINOIS	1,354	152	11.23%	0

GENERAL PRIMARY
Tuesday, March 17, 2026

SMITHTON 2
PRECINCT COMMITTEEPERSON
(Vote for ONE)

	REGISTERED VOTERS	BALLOTS CAST	TURNOUT	NO CANDIDATE
Smithton 2	820	73	8.90%	0
Smithton Township	820	73	8.90%	0
ST. CLAIR COUNTY, ILLINOIS	820	73	8.90%	0

GENERAL PRIMARY
Tuesday, March 17, 2026

SMITHTON 3
PRECINCT COMMITTEEPERSON
(Vote for ONE)

	REGISTERED VOTERS	BALLOTS CAST	TURNOUT	NO CANDIDATE
Smithton 3	1,225	80	6.53%	0
Smithton Township	1,225	80	6.53%	0
ST. CLAIR COUNTY, ILLINOIS	1,225	80	6.53%	0

GENERAL PRIMARY
Tuesday, March 17, 2026

STITES 1
PRECINCT COMMITTEEPERSON
(Vote for ONE)

	REGISTERED VOTERS	BALLOTS CAST	TURNOUT	CHARLES BROOKS
Stites 1	363	55	15.15%	43
Stites Township	363	55	15.15%	43
ST. CLAIR COUNTY, ILLINOIS	363	55	15.15%	43

GENERAL PRIMARY
Tuesday, March 17, 2026

STOOKEY 1
PRECINCT COMMITTEEPERSON
(Vote for ONE)

	REGISTERED VOTERS	BALLOTS CAST	TURNOUT	NO CANDIDATE
Stookey 1	1,766	145	8.21%	0
Stookey Township	1,766	145	8.21%	0
ST. CLAIR COUNTY, ILLINOIS	1,766	145	8.21%	0

GENERAL PRIMARY
Tuesday, March 17, 2026

STOOKEY 2
PRECINCT COMMITTEEPERSON
(Vote for ONE)

	REGISTERED VOTERS	BALLOTS CAST	TURNOUT	NO CANDIDATE
Stookey 2	1,258	185	14.71%	0
Stookey Township	1,258	185	14.71%	0
ST. CLAIR COUNTY, ILLINOIS	1,258	185	14.71%	0

GENERAL PRIMARY
Tuesday, March 17, 2026

STOOKEY 3
PRECINCT COMMITTEEPERSON
(Vote for ONE)

	REGISTERED VOTERS	BALLOTS CAST	TURNOUT	NO CANDIDATE
Stookey 3	892	90	10.09%	0
Stookey Township	892	90	10.09%	0
ST. CLAIR COUNTY, ILLINOIS	892	90	10.09%	0

GENERAL PRIMARY
Tuesday, March 17, 2026

STOOKEY 4
PRECINCT COMMITTEEPERSON
(Vote for ONE)

	REGISTERED VOTERS	BALLOTS CAST	TURNOUT	NO CANDIDATE
Stookey 4	672	89	13.24%	0
Stookey Township	672	89	13.24%	0
ST. CLAIR COUNTY, ILLINOIS	672	89	13.24%	0

GENERAL PRIMARY
Tuesday, March 17, 2026

STOOKEY 5
PRECINCT COMMITTEEPERSON
(Vote for ONE)

	REGISTERED VOTERS	BALLOTS CAST	TURNOUT	CYNTHIA M. RIEWSKI
Stookey 5	1,408	150	10.65%	128
Stookey Township	1,408	150	10.65%	128
ST. CLAIR COUNTY, ILLINOIS	1,408	150	10.65%	128

GENERAL PRIMARY
Tuesday, March 17, 2026

STOOKEY 6
PRECINCT COMMITTEEPERSON
(Vote for ONE)

	REGISTERED VOTERS	BALLOTS CAST	TURNOUT	NO CANDIDATE
Stookey 6	957	66	6.90%	0
Stookey Township	957	66	6.90%	0
ST. CLAIR COUNTY, ILLINOIS	957	66	6.90%	0

GENERAL PRIMARY
Tuesday, March 17, 2026

STOOKEY 7
PRECINCT COMMITTEEPERSON
(Vote for ONE)

	REGISTERED VOTERS	BALLOTS CAST	TURNOUT	GARRETT P. HOERNER
Stookey 7	940	110	11.70%	94
Stookey Township	940	110	11.70%	94
ST. CLAIR COUNTY, ILLINOIS	940	110	11.70%	94

GENERAL PRIMARY
Tuesday, March 17, 2026

SUGAR LOAF 1
PRECINCT COMMITTEEPERSON
(Vote for ONE)

	REGISTERED VOTERS	BALLOTS CAST	TURNOUT	NO CANDIDATE
Sugar Loaf 1	1,253	71	5.67%	0
Sugar Loaf Township	1,253	71	5.67%	0
ST. CLAIR COUNTY, ILLINOIS	1,253	71	5.67%	0

GENERAL PRIMARY
Tuesday, March 17, 2026

SUGAR LOAF 2
PRECINCT COMMITTEEPERSON
(Vote for ONE)

	REGISTERED VOTERS	BALLOTS CAST	TURNOUT	NO CANDIDATE
Sugar Loaf 2	623	43	6.90%	0
Sugar Loaf Township	623	43	6.90%	0
ST. CLAIR COUNTY, ILLINOIS	623	43	6.90%	0

GENERAL PRIMARY
Tuesday, March 17, 2026

SUGAR LOAF 3
PRECINCT COMMITTEEPERSON
(Vote for ONE)

	REGISTERED VOTERS	BALLOTS CAST	TURNOUT	NO CANDIDATE
Sugar Loaf 3	1,353	77	5.69%	0
Sugar Loaf Township	1,353	77	5.69%	0
ST. CLAIR COUNTY, ILLINOIS	1,353	77	5.69%	0

GENERAL PRIMARY
Tuesday, March 17, 2026

SUGAR LOAF 4
PRECINCT COMMITTEEPERSON
(Vote for ONE)

	REGISTERED VOTERS	BALLOTS CAST	TURNOUT	NO CANDIDATE
Sugar Loaf 4	737	34	4.61%	0
Sugar Loaf Township	737	34	4.61%	0
ST. CLAIR COUNTY, ILLINOIS	737	34	4.61%	0

GENERAL PRIMARY
Tuesday, March 17, 2026

SUGAR LOAF 5
PRECINCT COMMITTEEPERSON
(Vote for ONE)

	REGISTERED VOTERS	BALLOTS CAST	TURNOUT	NO CANDIDATE
Sugar Loaf 5	924	39	4.22%	0
Sugar Loaf Township	924	39	4.22%	0
ST. CLAIR COUNTY, ILLINOIS	924	39	4.22%	0

CANVASS OF VOTES

in St. Clair County, Illinois at the GENERAL PRIMARY on Tuesday, March 17, 2026

STATE OF ILLINOIS

COUNTY OF ST. CLAIR

PRECINCT

I, Thomas Holbrook, St. Clair St Clair County Clerk, do hereby certify that the above is a correct copy of the Canvass of Votes Cast at the GENERAL PRIMARY held in St. Clair County on Tuesday, March 17, 2026. This canvass was made by the County Canvassing Board of St. Clair County.



Dated: Thursday, March 19, 2026 _____

GENERAL PRIMARY
Tuesday, March 17, 2026
Official Canvass
ST. CLAIR COUNTY, ILLINOIS



Democratic
AMBULANCE

Dated: 19 of March, 2026

Issued by:

A handwritten signature in black ink that reads "Thomas Holbrook". The signature is written in a cursive style with a large, sweeping initial "T".

Thomas Holbrook
ST. CLAIR COUNTY, ILLINOIS
St Clair County Clerk

CANVASS OF VOTES

in St. Clair County, Illinois at the GENERAL PRIMARY on Tuesday, March 17, 2026

STATE OF ILLINOIS

COUNTY OF ST. CLAIR

AMBULANCE

I, Thomas Holbrook, St. Clair St Clair County Clerk, do hereby certify that the above is a correct copy of the Canvass of Votes Cast at the GENERAL PRIMARY held in St. Clair County on Tuesday, March 17, 2026. This canvass was made by the County Canvassing Board of St. Clair County.



Dated: Thursday, March 19, 2026 _____

GENERAL PRIMARY
Tuesday, March 17, 2026
Official Canvass
ST. CLAIR COUNTY, ILLINOIS



Republican
FEDERAL

Dated: 19 of March, 2026
Issued by:

A handwritten signature in black ink that reads "Thomas Holbrook". The signature is written in a cursive style with a large, sweeping initial 'T'.

Thomas Holbrook
ST. CLAIR COUNTY, ILLINOIS
St Clair County Clerk

GENERAL PRIMARY
Tuesday, March 17, 2026

FEDERAL
FOR UNITED STATES SENATOR
(Vote for ONE)

	REGISTERED VOTERS	BALLOTS CAST	TURNOUT	CASEY CHLEBEK	DON TRACY	R. CARY CAPPARELLI	PAMELA DENISE LONG	JIMMY LEE TILLMAN, II	JEANNIE EVANS
Belleville 1	1,224	50	4.08%	3	19	8	6	2	9
Belleville 2	1,187	37	3.12%	3	14	7	3	1	8
Belleville 3	1,305	58	4.44%	6	19	7	7	8	10
Belleville 4	1,231	49	3.98%	9	24	4	2	2	5
Belleville 5	1,487	118	7.94%	19	52	8	11	6	18
Belleville 6	731	21	2.87%	2	6	3	3	4	1
Belleville 7	1,433	56	3.91%	8	20	6	3	2	16
Belleville 8	1,065	50	4.69%	8	13	6	3	3	13
Belleville 9	912	32	3.51%	1	15	3	0	1	11
Belleville 10	1,145	56	4.89%	9	19	6	4	5	9
Belleville 11	1,525	43	2.82%	4	16	5	7	1	9
Belleville 12	1,310	33	2.52%	4	13	2	6	0	8
Belleville 13	892	25	2.80%	5	8	3	0	2	6
Belleville 14	977	19	1.94%	1	8	3	2	2	3
Belleville 15	1,295	17	1.31%	3	3	4	3	1	2
Belleville 16	1,144	58	5.07%	8	21	6	9	6	7
Belleville 17	1,119	60	5.36%	10	20	5	4	1	15
Belleville 18	1,006	29	2.88%	2	7	5	3	1	11
Belleville 19	1,661	71	4.27%	7	31	5	7	6	12
Belleville 20	1,495	40	2.68%	4	19	2	3	3	9
Belleville 21	1,151	39	3.39%	7	14	2	1	2	8
Belleville 22	1,247	41	3.29%	8	14	3	5	5	5
Belleville 23	968	40	4.13%	5	15	3	3	8	5
Belleville 24	1,402	64	4.56%	7	22	10	8	5	10
Belleville 25	828	32	3.86%	3	10	4	5	1	6
Belleville Township	29,740	1,138	3.83%	146	422	120	108	78	216
Canteen 1	1,061	28	2.64%	3	10	2	4	4	3
Canteen 2	1,101	35	3.18%	6	17	2	3	3	2
Canteen 3	965	4	0.41%	0	0	0	2	0	1
Canteen 4	528	1	0.19%	1	0	0	0	0	0
Canteen 5	515	32	6.21%	7	6	1	4	3	8
Canteen Township	4,170	100	2.40%	17	33	5	13	10	14
Caseyville 1	1,117	74	6.62%	10	28	5	11	2	16
Caseyville 2	2,002	85	4.25%	5	27	8	17	5	20
Caseyville 3	1,338	72	5.38%	5	37	7	5	8	8
Caseyville 4	1,299	54	4.16%	4	16	6	14	2	9
Caseyville 5	1,661	99	5.96%	11	37	14	9	9	12
Caseyville 6	1,638	81	4.95%	2	41	7	13	2	10
Caseyville 7	1,308	69	5.28%	7	27	9	6	8	11
Caseyville 8	1,516	110	7.26%	18	38	12	15	3	19
Caseyville 9	864	37	4.28%	2	12	4	7	3	6
Caseyville 10	1,230	74	6.02%	5	30	5	10	5	13
Caseyville 11	1,100	43	3.91%	7	11	6	5	3	11
Caseyville 12	1,512	74	4.89%	16	24	9	11	2	10
Caseyville 13	960	73	7.60%	8	28	6	16	5	7
Caseyville 14	1,797	109	6.07%	14	39	17	13	4	14
Caseyville 15	1,198	27	2.25%	2	10	2	7	1	5
Caseyville 16	441	28	6.35%	2	9	5	2	0	9
Caseyville 17	905	44	4.86%	5	15	7	3	4	7
Caseyville 18	1,489	65	4.37%	5	27	11	5	2	10
Caseyville 19	763	39	5.11%	3	14	4	3	1	7
Caseyville 20	478	29	6.07%	5	8	5	3	2	3
Caseyville 21	994	57	5.73%	7	19	4	5	5	9
Caseyville 22	1,433	103	7.19%	10	35	7	16	8	16

	REGISTERED VOTERS	BALLOTS CAST	TURNOUT	CASEY CHLEBEK	DON TRACY	R. CARY CAPPARELLI	PAMELA DENISE LONG	JIMMY LEE TILLMAN, II	JEANNIE EVANS
Caseyville Township	27,043	1,446	5.35%	153	532	160	196	84	232
Centre ville 1	1,088	1	0.09%	0	0	0	1	0	0
Centre ville 2	1,019	13	1.28%	2	1	4	2	3	0
Centre ville 3	1,492	7	0.47%	4	2	0	0	1	0
Centre ville 4	845	30	3.55%	4	13	2	2	3	6
Centre ville 5	1,309	19	1.45%	4	5	3	2	2	3
Centre ville 6	1,233	7	0.57%	1	1	0	2	1	2
Centre ville 7	1,806	30	1.66%	3	12	2	7	2	4
Centre ville 8	1,101	24	2.18%	1	13	4	2	0	3
Centre ville 9	1,534	27	1.76%	4	8	4	5	0	5
Centre ville 10	1,164	9	0.77%	0	3	0	3	1	2
Centre ville Township	12,591	167	1.33%	23	58	19	26	13	25
Engelmann 1	564	79	14.01%	2	30	9	5	8	17
Engelmann Township	564	79	14.01%	2	30	9	5	8	17
Fayetteville 1	435	63	14.48%	7	23	8	9	3	10
Fayetteville 2	684	104	15.20%	12	39	13	5	7	15
Fayetteville Township	1,119	167	14.92%	19	62	21	14	10	25
Freeburg 1	1,342	110	8.20%	10	47	10	16	5	17
Freeburg 2	1,268	128	10.09%	15	46	9	20	16	15
Freeburg 3	1,293	108	8.35%	11	36	12	23	6	14
Freeburg Township	3,903	346	8.86%	36	129	31	59	27	46
Lebanon 1	1,655	110	6.65%	7	37	11	15	9	27
Lebanon 2	806	53	6.58%	3	14	4	6	4	15
Lebanon 3	485	91	18.76%	6	35	9	9	6	21
Lebanon Township	2,946	254	8.62%	16	86	24	30	19	63
Lenzburg 1	668	78	11.68%	5	34	7	10	7	13
Lenzburg Township	668	78	11.68%	5	34	7	10	7	13
Marissa 1	1,582	158	9.99%	15	52	14	19	15	32
Marissa Township	1,582	158	9.99%	15	52	14	19	15	32
Mascoutah 1	1,262	106	8.40%	7	49	10	9	6	16
Mascoutah 2	1,834	112	6.11%	16	52	6	8	9	18
Mascoutah 3	2,239	136	6.07%	21	57	16	6	10	23
Mascoutah 4	1,482	67	4.52%	4	26	9	10	6	10
Mascoutah Township	6,817	421	6.18%	48	184	41	33	31	67
Millstadt 1	1,246	178	14.29%	23	66	17	18	6	29
Millstadt 2	1,610	243	15.09%	31	87	27	25	11	42
Millstadt 3	594	110	18.52%	6	50	5	9	10	20
Millstadt 4	873	105	12.03%	8	32	6	11	10	15
Millstadt 5	1,152	195	16.93%	17	56	19	19	15	42
Millstadt Township	5,475	831	15.18%	85	291	74	82	52	148
New Athens 1	863	82	9.50%	13	30	9	12	6	8
New Athens 2	1,001	120	11.99%	13	49	10	19	8	14
New Athens Township	1,864	202	10.84%	26	79	19	31	14	22
O Fallon 1	1,073	67	6.24%	10	29	4	4	5	9
O Fallon 2	1,114	32	2.87%	6	10	4	3	4	4
O Fallon 3	751	45	5.99%	5	14	7	4	3	9
O Fallon 4	647	52	8.04%	7	19	2	5	1	13
O Fallon 5	1,141	76	6.66%	6	33	12	11	3	8
O Fallon 6	905	45	4.97%	6	15	3	6	4	9
O Fallon 7	1,196	104	8.70%	9	44	7	16	7	17
O Fallon 8	1,502	95	6.32%	10	41	8	14	3	17
O Fallon 9	1,172	76	6.48%	5	33	5	10	2	16
O Fallon 10	1,239	46	3.71%	5	20	5	4	1	9
O Fallon 11	1,304	120	9.20%	13	44	13	11	5	24
O Fallon 12	1,503	100	6.65%	9	46	9	11	3	16
O Fallon 13	1,292	67	5.19%	9	36	6	6	3	6
O Fallon 14	849	44	5.18%	1	12	3	10	2	14

	REGISTERED VOTERS	BALLOTS CAST	TURNOUT	CASEY CHLEBEK	DON TRACY	R. CARY CAPPARELLI	PAMELA DENISE LONG	JIMMY LEE TILLMAN, II	JEANNIE EVANS
O Fallon 15	1,459	115	7.88%	11	64	11	12	4	10
O Fallon 16	1,634	117	7.16%	7	50	19	7	2	29
O Fallon 17	1,011	40	3.96%	4	14	5	2	4	9
O Fallon 18	738	31	4.20%	5	15	4	1	4	1
O'Fallon Township	20,530	1,272	6.20%	128	539	127	137	60	220
Prairie Du Long 1	793	127	16.02%	14	41	12	13	8	29
Prairie Du Long 2	1,377	287	20.84%	36	78	26	34	11	59
Prairie Du Long Township	2,170	414	19.08%	50	119	38	47	19	88
St Clair 1	1,477	61	4.13%	6	19	7	12	4	10
St Clair 2	756	45	5.95%	7	19	1	3	2	8
St Clair 3	1,323	63	4.76%	6	27	9	3	3	9
St Clair 4	690	32	4.64%	3	13	5	5	0	5
St Clair 5	871	41	4.71%	0	14	9	5	2	11
St Clair 6	1,407	91	6.47%	12	47	2	7	1	17
St Clair 7	1,313	40	3.05%	4	17	4	5	3	5
St Clair 8	1,122	62	5.53%	3	30	6	8	3	12
St Clair 9	929	29	3.12%	2	11	2	3	5	6
St Clair 10	1,346	36	2.67%	0	16	4	6	1	8
St Clair 11	834	38	4.56%	2	16	1	3	2	8
St Clair 12	1,208	46	3.81%	6	23	2	5	4	5
St Clair 13	791	53	6.70%	7	23	4	5	4	9
St Clair 14	1,494	100	6.69%	10	44	8	11	4	22
St Clair 15	1,403	82	5.84%	4	37	8	7	4	20
St Clair 16	1,258	15	1.19%	2	5	3	2	0	3
St Clair 17	940	59	6.28%	3	32	3	7	4	8
St Clair 18	974	67	6.88%	5	35	5	7	2	11
St Clair 19	937	19	2.03%	2	9	2	1	2	3
St Clair 20	763	35	4.59%	3	11	5	4	1	10
St Clair 21	953	32	3.36%	3	13	1	2	3	7
St Clair 22	1,409	53	3.76%	3	23	7	4	2	12
St Clair 23	1,616	89	5.51%	7	37	11	11	6	16
St Clair 24	1,764	53	3.00%	4	27	4	9	3	4
St. Clair Township	27,578	1,241	4.50%	104	548	113	135	65	229
Shiloh Valley 1	1,578	73	4.63%	5	28	10	8	7	10
Shiloh Valley 2	1,678	36	2.15%	3	15	1	0	4	12
Shiloh Valley 3	1,198	64	5.34%	9	26	3	1	3	17
Shiloh Valley 4	818	65	7.95%	7	25	6	3	7	15
Shiloh Valley 5	1,623	58	3.57%	5	22	8	10	4	9
Shiloh Valley Township	6,895	296	4.29%	29	116	28	22	25	63
Smithton 1	1,354	202	14.92%	21	80	11	24	7	26
Smithton 2	820	98	11.95%	11	39	10	14	9	8
Smithton 3	1,225	137	11.18%	16	56	7	11	7	31
Smithton Township	3,399	437	12.86%	48	175	28	49	23	65
Stites 1	363	0	0.00%	0	0	0	0	0	0
Stites Township	363	0	0.00%	0	0	0	0	0	0
Stookey 1	1,766	233	13.19%	14	75	28	29	17	51
Stookey 2	1,258	57	4.53%	12	19	7	4	1	11
Stookey 3	892	38	4.26%	4	13	3	4	4	10
Stookey 4	672	19	2.83%	3	9	0	2	0	4
Stookey 5	1,408	62	4.40%	5	31	8	5	1	9
Stookey 6	957	53	5.54%	6	18	7	0	4	15
Stookey 7	940	29	3.09%	3	17	3	2	0	3
Stookey Township	7,893	491	6.22%	47	182	56	46	27	103
Sugar Loaf 1	1,253	119	9.50%	13	39	13	21	4	29
Sugar Loaf 2	623	50	8.03%	8	16	1	6	12	4
Sugar Loaf 3	1,353	86	6.36%	9	29	8	15	8	15

	REGISTERED VOTERS	BALLOTS CAST	TURNOUT	CASEY CHLEBEK	DON TRACY	R. CARY CAPPARELLI	PAMELA DENISE LONG	JIMMY LEE TILLMAN, II	JEANNIE EVANS
Sugar Loaf 4	737	44	5.97%	3	7	8	7	10	4
Sugar Loaf 5	924	66	7.14%	10	24	9	6	5	9
Sugar Loaf Township	4,890	365	7.46%	43	115	39	55	39	61
ST. CLAIR COUNTY, ILLINOIS	172,200	9,903	5.75%	1,040	3,786	973	1,117	626	1,749

CANVASS OF VOTES

in St. Clair County, Illinois at the GENERAL PRIMARY on Tuesday, March 17, 2026

STATE OF ILLINOIS

COUNTY OF ST. CLAIR

FEDERAL

I, Thomas Holbrook, St. Clair St Clair County Clerk, do hereby certify that the above is a correct copy of the Canvass of Votes Cast at the GENERAL PRIMARY held in St. Clair County on Tuesday, March 17, 2026. This canvass was made by the County Canvassing Board of St. Clair County.



Dated: Thursday, March 19, 2026 _____

GENERAL PRIMARY
Tuesday, March 17, 2026
Official Canvass
ST. CLAIR COUNTY, ILLINOIS



Republican
STATE

Dated: 19 of March, 2026
Issued by:

A handwritten signature in black ink that reads "Thomas Holbrook". The signature is written in a cursive style with a large, sweeping initial 'T'.

Thomas Holbrook
ST. CLAIR COUNTY, ILLINOIS
St Clair County Clerk

GENERAL PRIMARY
Tuesday, March 17, 2026

STATE OF ILLINOIS
FOR GOVERNOR AND LIEUTENANT GOVERNOR
(Vote for ONE)

	REGISTERED VOTERS	BALLOTS CAST	TURNOUT	TED DABROWSKI CARRIE MENDOZA	JAMES MENDRICK ROBERT RENTERIA	DARREN BAILEY AARON B. DEL MAR	RICK HEIDNER CHRISTINA NEITZKE-TROIK E	WRITE-IN
Belleville 1	1,224	50	4.08%	15	1	29	4	0
Belleville 2	1,187	37	3.12%	12	4	16	5	0
Belleville 3	1,305	58	4.44%	17	7	28	6	0
Belleville 4	1,231	49	3.98%	15	1	28	3	0
Belleville 5	1,487	118	7.94%	46	14	48	7	1
Belleville 6	731	21	2.87%	4	4	12	1	0
Belleville 7	1,433	56	3.91%	19	9	27	0	1
Belleville 8	1,065	50	4.69%	21	4	21	2	1
Belleville 9	912	32	3.51%	13	3	11	5	0
Belleville 10	1,145	56	4.89%	21	2	29	4	0
Belleville 11	1,525	43	2.82%	11	4	21	6	0
Belleville 12	1,310	33	2.52%	9	4	19	1	0
Belleville 13	892	25	2.80%	3	1	15	6	0
Belleville 14	977	19	1.94%	7	1	9	2	0
Belleville 15	1,295	17	1.31%	5	2	8	2	0
Belleville 16	1,144	58	5.07%	15	4	34	4	0
Belleville 17	1,119	60	5.36%	14	3	40	2	0
Belleville 18	1,006	29	2.88%	10	4	15	0	0
Belleville 19	1,661	71	4.27%	22	6	37	6	0
Belleville 20	1,495	40	2.68%	15	4	18	3	0
Belleville 21	1,151	39	3.39%	13	4	18	2	0
Belleville 22	1,247	41	3.29%	7	4	29	1	0
Belleville 23	968	40	4.13%	14	5	18	2	0
Belleville 24	1,402	64	4.56%	10	10	40	1	0
Belleville 25	828	32	3.86%	10	1	19	1	0
Belleville Township	29,740	1,138	3.83%	348	106	589	76	3
Canteen 1	1,061	28	2.64%	5	2	19	2	0
Canteen 2	1,101	35	3.18%	10	3	17	4	1
Canteen 3	965	4	0.41%	1	1	0	1	0
Canteen 4	528	1	0.19%	0	1	0	0	0
Canteen 5	515	32	6.21%	3	2	22	5	0
Canteen Township	4,170	100	2.40%	19	9	58	12	1
Caseyville 1	1,117	74	6.62%	19	6	45	4	0
Caseyville 2	2,002	85	4.25%	31	8	43	2	0
Caseyville 3	1,338	72	5.38%	22	8	37	5	0
Caseyville 4	1,299	54	4.16%	16	5	26	6	0
Caseyville 5	1,661	99	5.96%	43	5	45	6	0
Caseyville 6	1,638	81	4.95%	47	6	26	2	0
Caseyville 7	1,308	69	5.28%	19	6	43	1	0
Caseyville 8	1,516	110	7.26%	34	6	64	6	0
Caseyville 9	864	37	4.28%	8	1	23	4	0
Caseyville 10	1,230	74	6.02%	29	4	37	4	0
Caseyville 11	1,100	43	3.91%	17	3	21	2	0
Caseyville 12	1,512	74	4.89%	31	5	36	2	0
Caseyville 13	960	73	7.60%	22	4	36	8	0
Caseyville 14	1,797	109	6.07%	19	9	67	11	0
Caseyville 15	1,198	27	2.25%	6	3	14	4	0
Caseyville 16	441	28	6.35%	9	2	14	3	0
Caseyville 17	905	44	4.86%	12	4	24	2	0
Caseyville 18	1,489	65	4.37%	18	2	40	4	1
Caseyville 19	763	39	5.11%	11	4	15	3	0
Caseyville 20	478	29	6.07%	8	1	18	2	0
Caseyville 21	994	57	5.73%	17	5	32	3	0

	REGISTERED VOTERS	BALLOTS CAST	TURNOUT	TED DABROWSKI CARRIE MENDOZA	JAMES MENDRICK ROBERT RENTERIA	DARREN BAILEY AARON B. DEL MAR	RICK HEIDNER CHRISTINA NEITZKE-TROIK E	WRITE-IN
Caseyville 22	1,433	103	7.19%	25	15	51	10	0
Caseyville Township	27,043	1,446	5.35%	463	112	757	94	1
Centreville 1	1,088	1	0.09%	0	0	1	0	0
Centreville 2	1,019	13	1.28%	3	2	5	2	0
Centreville 3	1,492	7	0.47%	3	1	2	1	0
Centreville 4	845	30	3.55%	11	1	16	2	0
Centreville 5	1,309	19	1.45%	2	1	15	1	0
Centreville 6	1,233	7	0.57%	0	0	5	2	0
Centreville 7	1,806	30	1.66%	5	1	23	1	0
Centreville 8	1,101	24	2.18%	5	5	13	1	0
Centreville 9	1,534	27	1.76%	6	4	14	2	0
Centreville 10	1,164	9	0.77%	1	0	7	1	0
Centreville Township	12,591	167	1.33%	36	15	101	13	0
Engelmann 1	564	79	14.01%	26	8	44	0	0
Engelmann Township	564	79	14.01%	26	8	44	0	0
Fayetteville 1	435	63	14.48%	7	6	45	4	0
Fayetteville 2	684	104	15.20%	27	6	62	5	0
Fayetteville Township	1,119	167	14.92%	34	12	107	9	0
Freeburg 1	1,342	110	8.20%	35	2	69	2	0
Freeburg 2	1,268	128	10.09%	35	8	75	7	0
Freeburg 3	1,293	108	8.35%	22	13	64	8	0
Freeburg Township	3,903	346	8.86%	92	23	208	17	0
Lebanon 1	1,655	110	6.65%	35	10	59	6	0
Lebanon 2	806	53	6.58%	17	3	30	0	0
Lebanon 3	485	91	18.76%	15	5	63	7	0
Lebanon Township	2,946	254	8.62%	67	18	152	13	0
Lenzburg 1	668	78	11.68%	17	9	49	3	0
Lenzburg Township	668	78	11.68%	17	9	49	3	0
Marissa 1	1,582	158	9.99%	24	10	114	8	0
Marissa Township	1,582	158	9.99%	24	10	114	8	0
Mascoutah 1	1,262	106	8.40%	28	5	66	5	1
Mascoutah 2	1,834	112	6.11%	29	7	65	9	1
Mascoutah 3	2,239	136	6.07%	36	7	82	9	0
Mascoutah 4	1,482	67	4.52%	22	7	34	4	0
Mascoutah Township	6,817	421	6.18%	115	26	247	27	2
Millstadt 1	1,246	178	14.29%	42	13	104	15	0
Millstadt 2	1,610	243	15.09%	57	14	144	21	1
Millstadt 3	594	110	18.52%	20	11	72	7	0
Millstadt 4	873	105	12.03%	20	8	58	11	1
Millstadt 5	1,152	195	16.93%	54	15	108	9	0
Millstadt Township	5,475	831	15.18%	193	61	486	63	2
New Athens 1	863	82	9.50%	18	9	50	5	0
New Athens 2	1,001	120	11.99%	32	5	77	6	0
New Athens Township	1,864	202	10.84%	50	14	127	11	0
O Fallon 1	1,073	67	6.24%	27	10	28	2	0
O Fallon 2	1,114	32	2.87%	12	4	13	3	0
O Fallon 3	751	45	5.99%	15	3	21	6	0
O Fallon 4	647	52	8.04%	19	2	27	3	0
O Fallon 5	1,141	76	6.66%	36	7	29	3	0
O Fallon 6	905	45	4.97%	18	2	21	3	0
O Fallon 7	1,196	104	8.70%	35	13	41	12	0
O Fallon 8	1,502	95	6.32%	24	9	54	7	0
O Fallon 9	1,172	76	6.48%	32	7	29	5	0
O Fallon 10	1,239	46	3.71%	17	2	25	2	0
O Fallon 11	1,304	120	9.20%	32	5	73	7	1
O Fallon 12	1,503	100	6.65%	41	11	41	6	0

	REGISTERED VOTERS	BALLOTS CAST	TURNOUT	TED DABROWSKI CARRIE MENDOZA	JAMES MENDRICK ROBERT RENTERIA	DARREN BAILEY AARON B. DEL MAR	RICK HEIDNER CHRISTINA NEITZKE-TROIK E	WRITE-IN
O Fallon 13	1,292	67	5.19%	24	2	36	5	0
O Fallon 14	849	44	5.18%	20	3	19	2	0
O Fallon 15	1,459	115	7.88%	49	7	47	9	0
O Fallon 16	1,634	117	7.16%	53	7	51	5	0
O Fallon 17	1,011	40	3.96%	18	1	18	3	0
O Fallon 18	738	31	4.20%	9	1	18	2	0
O'Fallon Township	20,530	1,272	6.20%	481	96	591	85	1
Prairie Du Long 1	793	127	16.02%	41	17	61	5	0
Prairie Du Long 2	1,377	287	20.84%	78	26	153	15	0
Prairie Du Long Township	2,170	414	19.08%	119	43	214	20	0
St Clair 1	1,477	61	4.13%	13	4	40	4	0
St Clair 2	756	45	5.95%	14	6	24	1	0
St Clair 3	1,323	63	4.76%	12	8	36	5	0
St Clair 4	690	32	4.64%	6	3	22	1	0
St Clair 5	871	41	4.71%	12	1	26	2	0
St Clair 6	1,407	91	6.47%	31	6	49	4	1
St Clair 7	1,313	40	3.05%	12	3	22	2	1
St Clair 8	1,122	62	5.53%	25	3	25	8	0
St Clair 9	929	29	3.12%	5	2	22	0	0
St Clair 10	1,346	36	2.67%	11	6	13	6	0
St Clair 11	834	38	4.56%	12	5	15	5	0
St Clair 12	1,208	46	3.81%	8	5	26	6	0
St Clair 13	791	53	6.70%	11	3	25	14	0
St Clair 14	1,494	100	6.69%	38	5	52	4	0
St Clair 15	1,403	82	5.84%	38	7	33	2	0
St Clair 16	1,258	15	1.19%	2	3	9	1	0
St Clair 17	940	59	6.28%	26	3	27	3	0
St Clair 18	974	67	6.88%	34	2	22	7	0
St Clair 19	937	19	2.03%	3	2	11	3	0
St Clair 20	763	35	4.59%	11	9	8	7	0
St Clair 21	953	32	3.36%	9	3	17	3	0
St Clair 22	1,409	53	3.76%	16	1	30	5	1
St Clair 23	1,616	89	5.51%	35	4	41	7	0
St Clair 24	1,764	53	3.00%	19	3	28	2	0
St. Clair Township	27,578	1,241	4.50%	403	97	623	102	3
Shiloh Valley 1	1,578	73	4.63%	23	4	42	2	0
Shiloh Valley 2	1,678	36	2.15%	8	2	20	5	1
Shiloh Valley 3	1,198	64	5.34%	20	1	36	6	0
Shiloh Valley 4	818	65	7.95%	19	2	42	2	0
Shiloh Valley 5	1,623	58	3.57%	25	5	28	0	0
Shiloh Valley Township	6,895	296	4.29%	95	14	168	15	1
Smithton 1	1,354	202	14.92%	49	15	113	14	0
Smithton 2	820	98	11.95%	26	14	50	5	0
Smithton 3	1,225	137	11.18%	41	7	74	12	0
Smithton Township	3,399	437	12.86%	116	36	237	31	0
Stites 1	363	0	0.00%	0	0	0	0	0
Stites Township	363	0	0.00%	0	0	0	0	0
Stookey 1	1,766	233	13.19%	71	19	122	13	0
Stookey 2	1,258	57	4.53%	21	0	32	3	0
Stookey 3	892	38	4.26%	15	4	12	7	0
Stookey 4	672	19	2.83%	10	0	7	2	0
Stookey 5	1,408	62	4.40%	34	3	22	2	1
Stookey 6	957	53	5.54%	15	4	30	2	0
Stookey 7	940	29	3.09%	6	2	16	4	0
Stookey Township	7,893	491	6.22%	172	32	241	33	1

	REGISTERED VOTERS	BALLOTS CAST	TURNOUT	TED DABROWSKI CARRIE MENDOZA	JAMES MENDRICK ROBERT RENTERIA	DARREN BAILEY AARON B. DEL MAR	RICK HEIDNER CHRISTINA NEITZKE-TROIK E	WRITE-IN
Sugar Loaf 1	1,253	119	9.50%	34	3	78	2	0
Sugar Loaf 2	623	50	8.03%	8	11	28	2	0
Sugar Loaf 3	1,353	86	6.36%	14	8	57	6	0
Sugar Loaf 4	737	44	5.97%	8	6	29	1	0
Sugar Loaf 5	924	66	7.14%	12	9	41	4	0
Sugar Loaf Township	4,890	365	7.46%	76	37	233	15	0
ST. CLAIR COUNTY, ILLINOIS	172,200	9,903	5.75%	2,946	778	5,346	647	15

GENERAL PRIMARY
Tuesday, March 17, 2026

STATE OF ILLINOIS
FOR ATTORNEY GENERAL
(Vote for ONE)

	REGISTERED VOTERS	BALLOTS CAST	TURNOUT	ROBERT W. FIORETTI	WRITE-IN
Belleville 1	1,224	50	4.08%	40	0
Belleville 2	1,187	37	3.12%	34	0
Belleville 3	1,305	58	4.44%	48	1
Belleville 4	1,231	49	3.98%	41	0
Belleville 5	1,487	118	7.94%	104	0
Belleville 6	731	21	2.87%	19	0
Belleville 7	1,433	56	3.91%	49	0
Belleville 8	1,065	50	4.69%	40	1
Belleville 9	912	32	3.51%	28	1
Belleville 10	1,145	56	4.89%	45	0
Belleville 11	1,525	43	2.82%	38	0
Belleville 12	1,310	33	2.52%	30	2
Belleville 13	892	25	2.80%	21	1
Belleville 14	977	19	1.94%	17	0
Belleville 15	1,295	17	1.31%	12	3
Belleville 16	1,144	58	5.07%	51	0
Belleville 17	1,119	60	5.36%	51	0
Belleville 18	1,006	29	2.88%	28	0
Belleville 19	1,661	71	4.27%	64	0
Belleville 20	1,495	40	2.68%	37	1
Belleville 21	1,151	39	3.39%	30	2
Belleville 22	1,247	41	3.29%	33	2
Belleville 23	968	40	4.13%	35	0
Belleville 24	1,402	64	4.56%	55	1
Belleville 25	828	32	3.86%	26	0
Belleville Township	29,740	1,138	3.83%	976	15
Canteen 1	1,061	28	2.64%	20	1
Canteen 2	1,101	35	3.18%	29	1
Canteen 3	965	4	0.41%	3	0
Canteen 4	528	1	0.19%	1	0
Canteen 5	515	32	6.21%	24	1
Canteen Township	4,170	100	2.40%	77	3
Caseyville 1	1,117	74	6.62%	64	2
Caseyville 2	2,002	85	4.25%	71	3
Caseyville 3	1,338	72	5.38%	68	0
Caseyville 4	1,299	54	4.16%	50	1
Caseyville 5	1,661	99	5.96%	79	1
Caseyville 6	1,638	81	4.95%	68	0
Caseyville 7	1,308	69	5.28%	63	2
Caseyville 8	1,516	110	7.26%	97	0
Caseyville 9	864	37	4.28%	34	0
Caseyville 10	1,230	74	6.02%	64	0
Caseyville 11	1,100	43	3.91%	35	1
Caseyville 12	1,512	74	4.89%	67	0
Caseyville 13	960	73	7.60%	63	1
Caseyville 14	1,797	109	6.07%	94	0
Caseyville 15	1,198	27	2.25%	24	0
Caseyville 16	441	28	6.35%	26	0
Caseyville 17	905	44	4.86%	36	1
Caseyville 18	1,489	65	4.37%	56	2
Caseyville 19	763	39	5.11%	33	0
Caseyville 20	478	29	6.07%	25	0
Caseyville 21	994	57	5.73%	49	0
Caseyville 22	1,433	103	7.19%	82	1

	REGISTERED VOTERS	BALLOTS CAST	TURNOUT	ROBERT W. FIORETTI	WRITE-IN
Caseyville Township	27,043	1,446	5.35%	1,248	15
Centreville 1	1,088	1	0.09%	1	0
Centreville 2	1,019	13	1.28%	12	0
Centreville 3	1,492	7	0.47%	7	0
Centreville 4	845	30	3.55%	27	1
Centreville 5	1,309	19	1.45%	18	0
Centreville 6	1,233	7	0.57%	6	0
Centreville 7	1,806	30	1.66%	25	3
Centreville 8	1,101	24	2.18%	20	1
Centreville 9	1,534	27	1.76%	24	0
Centreville 10	1,164	9	0.77%	8	0
Centreville Township	12,591	167	1.33%	148	5
Engelmann 1	564	79	14.01%	63	1
Engelmann Township	564	79	14.01%	63	1
Fayetteville 1	435	63	14.48%	51	0
Fayetteville 2	684	104	15.20%	81	0
Fayetteville Township	1,119	167	14.92%	132	0
Freeburg 1	1,342	110	8.20%	96	1
Freeburg 2	1,268	128	10.09%	113	1
Freeburg 3	1,293	108	8.35%	92	1
Freeburg Township	3,903	346	8.86%	301	3
Lebanon 1	1,655	110	6.65%	87	6
Lebanon 2	806	53	6.58%	42	0
Lebanon 3	485	91	18.76%	82	0
Lebanon Township	2,946	254	8.62%	211	6
Lenzburg 1	668	78	11.68%	74	0
Lenzburg Township	668	78	11.68%	74	0
Marissa 1	1,582	158	9.99%	137	0
Marissa Township	1,582	158	9.99%	137	0
Mascoutah 1	1,262	106	8.40%	90	2
Mascoutah 2	1,834	112	6.11%	97	1
Mascoutah 3	2,239	136	6.07%	121	0
Mascoutah 4	1,482	67	4.52%	58	3
Mascoutah Township	6,817	421	6.18%	366	6
Millstadt 1	1,246	178	14.29%	143	1
Millstadt 2	1,610	243	15.09%	201	4
Millstadt 3	594	110	18.52%	95	0
Millstadt 4	873	105	12.03%	81	1
Millstadt 5	1,152	195	16.93%	149	1
Millstadt Township	5,475	831	15.18%	669	7
New Athens 1	863	82	9.50%	65	0
New Athens 2	1,001	120	11.99%	103	1
New Athens Township	1,864	202	10.84%	168	1
O Fallon 1	1,073	67	6.24%	60	0
O Fallon 2	1,114	32	2.87%	28	0
O Fallon 3	751	45	5.99%	37	1
O Fallon 4	647	52	8.04%	43	2
O Fallon 5	1,141	76	6.66%	67	0
O Fallon 6	905	45	4.97%	40	1
O Fallon 7	1,196	104	8.70%	94	0
O Fallon 8	1,502	95	6.32%	80	0
O Fallon 9	1,172	76	6.48%	63	0
O Fallon 10	1,239	46	3.71%	41	0
O Fallon 11	1,304	120	9.20%	105	1
O Fallon 12	1,503	100	6.65%	86	0
O Fallon 13	1,292	67	5.19%	62	0
O Fallon 14	849	44	5.18%	38	2

	REGISTERED VOTERS	BALLOTS CAST	TURNOUT	ROBERT W. FIORETTI	WRITE-IN
O Fallon 15	1,459	115	7.88%	106	1
O Fallon 16	1,634	117	7.16%	104	1
O Fallon 17	1,011	40	3.96%	32	2
O Fallon 18	738	31	4.20%	27	0
O'Fallon Township	20,530	1,272	6.20%	1,113	11
Prairie Du Long 1	793	127	16.02%	99	0
Prairie Du Long 2	1,377	287	20.84%	223	0
Prairie Du Long Township	2,170	414	19.08%	322	0
St Clair 1	1,477	61	4.13%	49	0
St Clair 2	756	45	5.95%	39	0
St Clair 3	1,323	63	4.76%	52	3
St Clair 4	690	32	4.64%	25	1
St Clair 5	871	41	4.71%	38	0
St Clair 6	1,407	91	6.47%	83	0
St Clair 7	1,313	40	3.05%	33	0
St Clair 8	1,122	62	5.53%	50	2
St Clair 9	929	29	3.12%	27	0
St Clair 10	1,346	36	2.67%	33	2
St Clair 11	834	38	4.56%	30	0
St Clair 12	1,208	46	3.81%	41	0
St Clair 13	791	53	6.70%	47	2
St Clair 14	1,494	100	6.69%	86	2
St Clair 15	1,403	82	5.84%	75	0
St Clair 16	1,258	15	1.19%	13	0
St Clair 17	940	59	6.28%	55	0
St Clair 18	974	67	6.88%	58	1
St Clair 19	937	19	2.03%	18	0
St Clair 20	763	35	4.59%	29	2
St Clair 21	953	32	3.36%	22	2
St Clair 22	1,409	53	3.76%	45	0
St Clair 23	1,616	89	5.51%	76	4
St Clair 24	1,764	53	3.00%	45	1
St. Clair Township	27,578	1,241	4.50%	1,069	22
Shiloh Valley 1	1,578	73	4.63%	60	1
Shiloh Valley 2	1,678	36	2.15%	30	0
Shiloh Valley 3	1,198	64	5.34%	56	1
Shiloh Valley 4	818	65	7.95%	60	1
Shiloh Valley 5	1,623	58	3.57%	55	0
Shiloh Valley Township	6,895	296	4.29%	261	3
Smithton 1	1,354	202	14.92%	158	1
Smithton 2	820	98	11.95%	87	2
Smithton 3	1,225	137	11.18%	119	0
Smithton Township	3,399	437	12.86%	364	3
Stites 1	363	0	0.00%	0	0
Stites Township	363	0	0.00%	0	0
Stookey 1	1,766	233	13.19%	185	6
Stookey 2	1,258	57	4.53%	49	0
Stookey 3	892	38	4.26%	35	0
Stookey 4	672	19	2.83%	16	0
Stookey 5	1,408	62	4.40%	53	3
Stookey 6	957	53	5.54%	49	2
Stookey 7	940	29	3.09%	23	0
Stookey Township	7,893	491	6.22%	410	11
Sugar Loaf 1	1,253	119	9.50%	100	3
Sugar Loaf 2	623	50	8.03%	44	0
Sugar Loaf 3	1,353	86	6.36%	77	0

	REGISTERED VOTERS	BALLOTS CAST	TURNOUT	ROBERT W. FIORETTI	WRITE-IN
Sugar Loaf 4	737	44	5.97%	38	0
Sugar Loaf 5	924	66	7.14%	55	1
Sugar Loaf Township	4,890	365	7.46%	314	4
ST. CLAIR COUNTY, ILLINOIS	172,200	9,903	5.75%	8,423	116

GENERAL PRIMARY
Tuesday, March 17, 2026

STATE OF ILLINOIS
FOR SECRETARY OF STATE
(Vote for ONE)

	REGISTERED VOTERS	BALLOTS CAST	TURNOUT	WALTER ADAMCZYK	DIANE M. HARRIS
Belleville 1	1,224	50	4.08%	23	22
Belleville 2	1,187	37	3.12%	15	21
Belleville 3	1,305	58	4.44%	28	26
Belleville 4	1,231	49	3.98%	23	25
Belleville 5	1,487	118	7.94%	53	56
Belleville 6	731	21	2.87%	14	5
Belleville 7	1,433	56	3.91%	33	21
Belleville 8	1,065	50	4.69%	23	23
Belleville 9	912	32	3.51%	16	14
Belleville 10	1,145	56	4.89%	22	27
Belleville 11	1,525	43	2.82%	23	17
Belleville 12	1,310	33	2.52%	19	14
Belleville 13	892	25	2.80%	14	9
Belleville 14	977	19	1.94%	4	14
Belleville 15	1,295	17	1.31%	8	9
Belleville 16	1,144	58	5.07%	25	30
Belleville 17	1,119	60	5.36%	27	25
Belleville 18	1,006	29	2.88%	15	14
Belleville 19	1,661	71	4.27%	29	37
Belleville 20	1,495	40	2.68%	15	24
Belleville 21	1,151	39	3.39%	23	11
Belleville 22	1,247	41	3.29%	19	20
Belleville 23	968	40	4.13%	22	18
Belleville 24	1,402	64	4.56%	27	33
Belleville 25	828	32	3.86%	13	14
Belleville Township	29,740	1,138	3.83%	533	529
Canteen 1	1,061	28	2.64%	15	12
Canteen 2	1,101	35	3.18%	14	19
Canteen 3	965	4	0.41%	0	3
Canteen 4	528	1	0.19%	1	0
Canteen 5	515	32	6.21%	17	13
Canteen Township	4,170	100	2.40%	47	47
Caseyville 1	1,117	74	6.62%	28	42
Caseyville 2	2,002	85	4.25%	34	48
Caseyville 3	1,338	72	5.38%	28	43
Caseyville 4	1,299	54	4.16%	24	26
Caseyville 5	1,661	99	5.96%	34	57
Caseyville 6	1,638	81	4.95%	34	42
Caseyville 7	1,308	69	5.28%	35	29
Caseyville 8	1,516	110	7.26%	58	48
Caseyville 9	864	37	4.28%	17	16
Caseyville 10	1,230	74	6.02%	26	38
Caseyville 11	1,100	43	3.91%	21	20
Caseyville 12	1,512	74	4.89%	37	33
Caseyville 13	960	73	7.60%	35	33
Caseyville 14	1,797	109	6.07%	45	50
Caseyville 15	1,198	27	2.25%	9	17
Caseyville 16	441	28	6.35%	9	18
Caseyville 17	905	44	4.86%	15	25
Caseyville 18	1,489	65	4.37%	30	32
Caseyville 19	763	39	5.11%	18	15
Caseyville 20	478	29	6.07%	16	10
Caseyville 21	994	57	5.73%	26	23
Caseyville 22	1,433	103	7.19%	48	44

	REGISTERED VOTERS	BALLOTS CAST	TURNOUT	WALTER ADAMCZYK	DIANE M. HARRIS
Caseyville Township	27,043	1,446	5.35%	627	709
Centreville 1	1,088	1	0.09%	0	1
Centreville 2	1,019	13	1.28%	6	6
Centreville 3	1,492	7	0.47%	4	2
Centreville 4	845	30	3.55%	18	12
Centreville 5	1,309	19	1.45%	9	10
Centreville 6	1,233	7	0.57%	2	5
Centreville 7	1,806	30	1.66%	15	15
Centreville 8	1,101	24	2.18%	10	14
Centreville 9	1,534	27	1.76%	12	13
Centreville 10	1,164	9	0.77%	2	7
Centreville Township	12,591	167	1.33%	78	85
Engelmann 1	564	79	14.01%	43	27
Engelmann Township	564	79	14.01%	43	27
Fayetteville 1	435	63	14.48%	25	31
Fayetteville 2	684	104	15.20%	49	40
Fayetteville Township	1,119	167	14.92%	74	71
Freeburg 1	1,342	110	8.20%	48	53
Freeburg 2	1,268	128	10.09%	53	70
Freeburg 3	1,293	108	8.35%	57	45
Freeburg Township	3,903	346	8.86%	158	168
Lebanon 1	1,655	110	6.65%	48	54
Lebanon 2	806	53	6.58%	18	26
Lebanon 3	485	91	18.76%	31	52
Lebanon Township	2,946	254	8.62%	97	132
Lenzburg 1	668	78	11.68%	33	43
Lenzburg Township	668	78	11.68%	33	43
Marissa 1	1,582	158	9.99%	61	84
Marissa Township	1,582	158	9.99%	61	84
Mascoutah 1	1,262	106	8.40%	51	44
Mascoutah 2	1,834	112	6.11%	49	56
Mascoutah 3	2,239	136	6.07%	65	64
Mascoutah 4	1,482	67	4.52%	34	30
Mascoutah Township	6,817	421	6.18%	199	194
Millstadt 1	1,246	178	14.29%	85	77
Millstadt 2	1,610	243	15.09%	99	115
Millstadt 3	594	110	18.52%	42	55
Millstadt 4	873	105	12.03%	38	46
Millstadt 5	1,152	195	16.93%	70	97
Millstadt Township	5,475	831	15.18%	334	390
New Athens 1	863	82	9.50%	34	43
New Athens 2	1,001	120	11.99%	48	63
New Athens Township	1,864	202	10.84%	82	106
O Fallon 1	1,073	67	6.24%	38	25
O Fallon 2	1,114	32	2.87%	16	14
O Fallon 3	751	45	5.99%	19	23
O Fallon 4	647	52	8.04%	18	29
O Fallon 5	1,141	76	6.66%	34	37
O Fallon 6	905	45	4.97%	23	21
O Fallon 7	1,196	104	8.70%	55	42
O Fallon 8	1,502	95	6.32%	46	44
O Fallon 9	1,172	76	6.48%	30	36
O Fallon 10	1,239	46	3.71%	25	17
O Fallon 11	1,304	120	9.20%	60	53
O Fallon 12	1,503	100	6.65%	47	47
O Fallon 13	1,292	67	5.19%	33	31
O Fallon 14	849	44	5.18%	20	23

	REGISTERED VOTERS	BALLOTS CAST	TURNOUT	WALTER ADAMCZYK	DIANE M. HARRIS
O Fallon 15	1,459	115	7.88%	53	56
O Fallon 16	1,634	117	7.16%	51	59
O Fallon 17	1,011	40	3.96%	14	23
O Fallon 18	738	31	4.20%	16	14
O'Fallon Township	20,530	1,272	6.20%	598	594
Prairie Du Long 1	793	127	16.02%	55	60
Prairie Du Long 2	1,377	287	20.84%	115	132
Prairie Du Long Township	2,170	414	19.08%	170	192
St Clair 1	1,477	61	4.13%	29	29
St Clair 2	756	45	5.95%	18	23
St Clair 3	1,323	63	4.76%	35	22
St Clair 4	690	32	4.64%	17	14
St Clair 5	871	41	4.71%	16	23
St Clair 6	1,407	91	6.47%	48	37
St Clair 7	1,313	40	3.05%	21	16
St Clair 8	1,122	62	5.53%	29	31
St Clair 9	929	29	3.12%	12	16
St Clair 10	1,346	36	2.67%	20	16
St Clair 11	834	38	4.56%	15	17
St Clair 12	1,208	46	3.81%	17	26
St Clair 13	791	53	6.70%	25	26
St Clair 14	1,494	100	6.69%	39	54
St Clair 15	1,403	82	5.84%	39	41
St Clair 16	1,258	15	1.19%	6	9
St Clair 17	940	59	6.28%	33	23
St Clair 18	974	67	6.88%	33	30
St Clair 19	937	19	2.03%	10	9
St Clair 20	763	35	4.59%	12	22
St Clair 21	953	32	3.36%	14	15
St Clair 22	1,409	53	3.76%	27	21
St Clair 23	1,616	89	5.51%	41	45
St Clair 24	1,764	53	3.00%	21	28
St. Clair Township	27,578	1,241	4.50%	577	593
Shiloh Valley 1	1,578	73	4.63%	30	35
Shiloh Valley 2	1,678	36	2.15%	13	21
Shiloh Valley 3	1,198	64	5.34%	27	33
Shiloh Valley 4	818	65	7.95%	25	34
Shiloh Valley 5	1,623	58	3.57%	28	28
Shiloh Valley Township	6,895	296	4.29%	123	151
Smithton 1	1,354	202	14.92%	69	104
Smithton 2	820	98	11.95%	49	41
Smithton 3	1,225	137	11.18%	60	65
Smithton Township	3,399	437	12.86%	178	210
Stites 1	363	0	0.00%	0	0
Stites Township	363	0	0.00%	0	0
Stookey 1	1,766	233	13.19%	99	108
Stookey 2	1,258	57	4.53%	27	28
Stookey 3	892	38	4.26%	11	27
Stookey 4	672	19	2.83%	6	12
Stookey 5	1,408	62	4.40%	33	28
Stookey 6	957	53	5.54%	23	26
Stookey 7	940	29	3.09%	17	9
Stookey Township	7,893	491	6.22%	216	238
Sugar Loaf 1	1,253	119	9.50%	54	63
Sugar Loaf 2	623	50	8.03%	26	20
Sugar Loaf 3	1,353	86	6.36%	42	42

	REGISTERED VOTERS	BALLOTS CAST	TURNOUT	WALTER ADAMCZYK	DIANE M. HARRIS
Sugar Loaf 4	737	44	5.97%	18	23
Sugar Loaf 5	924	66	7.14%	32	30
Sugar Loaf Township	4,890	365	7.46%	172	178
ST. CLAIR COUNTY, ILLINOIS	172,200	9,903	5.75%	4,400	4,741

GENERAL PRIMARY
Tuesday, March 17, 2026

STATE OF ILLINOIS
FOR COMPTROLLER
(Vote for ONE)

	REGISTERED VOTERS	BALLOTS CAST	TURNOUT	BRYAN DREW
Belleville 1	1,224	50	4.08%	41
Belleville 2	1,187	37	3.12%	34
Belleville 3	1,305	58	4.44%	51
Belleville 4	1,231	49	3.98%	44
Belleville 5	1,487	118	7.94%	98
Belleville 6	731	21	2.87%	19
Belleville 7	1,433	56	3.91%	49
Belleville 8	1,065	50	4.69%	40
Belleville 9	912	32	3.51%	25
Belleville 10	1,145	56	4.89%	45
Belleville 11	1,525	43	2.82%	37
Belleville 12	1,310	33	2.52%	33
Belleville 13	892	25	2.80%	23
Belleville 14	977	19	1.94%	17
Belleville 15	1,295	17	1.31%	16
Belleville 16	1,144	58	5.07%	51
Belleville 17	1,119	60	5.36%	51
Belleville 18	1,006	29	2.88%	27
Belleville 19	1,661	71	4.27%	61
Belleville 20	1,495	40	2.68%	37
Belleville 21	1,151	39	3.39%	31
Belleville 22	1,247	41	3.29%	39
Belleville 23	968	40	4.13%	35
Belleville 24	1,402	64	4.56%	59
Belleville 25	828	32	3.86%	28
Belleville Township	29,740	1,138	3.83%	991
Canteen 1	1,061	28	2.64%	21
Canteen 2	1,101	35	3.18%	28
Canteen 3	965	4	0.41%	2
Canteen 4	528	1	0.19%	1
Canteen 5	515	32	6.21%	24
Canteen Township	4,170	100	2.40%	76
Caseyville 1	1,117	74	6.62%	64
Caseyville 2	2,002	85	4.25%	74
Caseyville 3	1,338	72	5.38%	65
Caseyville 4	1,299	54	4.16%	49
Caseyville 5	1,661	99	5.96%	83
Caseyville 6	1,638	81	4.95%	66
Caseyville 7	1,308	69	5.28%	60
Caseyville 8	1,516	110	7.26%	94
Caseyville 9	864	37	4.28%	32
Caseyville 10	1,230	74	6.02%	65
Caseyville 11	1,100	43	3.91%	33
Caseyville 12	1,512	74	4.89%	64
Caseyville 13	960	73	7.60%	65
Caseyville 14	1,797	109	6.07%	94
Caseyville 15	1,198	27	2.25%	23
Caseyville 16	441	28	6.35%	26
Caseyville 17	905	44	4.86%	37
Caseyville 18	1,489	65	4.37%	57
Caseyville 19	763	39	5.11%	32
Caseyville 20	478	29	6.07%	25
Caseyville 21	994	57	5.73%	47
Caseyville 22	1,433	103	7.19%	82

REGISTERED VOTERS BALLOTS CAST TURNOUT BRYAN DREW

	REGISTERED VOTERS	BALLOTS CAST	TURNOUT	BRYAN DREW
Caseyville Township	27,043	1,446	5.35%	1,237
Centreville 1	1,088	1	0.09%	0
Centreville 2	1,019	13	1.28%	12
Centreville 3	1,492	7	0.47%	7
Centreville 4	845	30	3.55%	29
Centreville 5	1,309	19	1.45%	17
Centreville 6	1,233	7	0.57%	7
Centreville 7	1,806	30	1.66%	28
Centreville 8	1,101	24	2.18%	21
Centreville 9	1,534	27	1.76%	25
Centreville 10	1,164	9	0.77%	8
Centreville Township	12,591	167	1.33%	154
Engelmann 1	564	79	14.01%	69
Engelmann Township	564	79	14.01%	69
Fayetteville 1	435	63	14.48%	52
Fayetteville 2	684	104	15.20%	81
Fayetteville Township	1,119	167	14.92%	133
Freeburg 1	1,342	110	8.20%	95
Freeburg 2	1,268	128	10.09%	109
Freeburg 3	1,293	108	8.35%	98
Freeburg Township	3,903	346	8.86%	302
Lebanon 1	1,655	110	6.65%	89
Lebanon 2	806	53	6.58%	43
Lebanon 3	485	91	18.76%	80
Lebanon Township	2,946	254	8.62%	212
Lenzburg 1	668	78	11.68%	73
Lenzburg Township	668	78	11.68%	73
Marissa 1	1,582	158	9.99%	130
Marissa Township	1,582	158	9.99%	130
Mascoutah 1	1,262	106	8.40%	88
Mascoutah 2	1,834	112	6.11%	97
Mascoutah 3	2,239	136	6.07%	124
Mascoutah 4	1,482	67	4.52%	60
Mascoutah Township	6,817	421	6.18%	369
Millstadt 1	1,246	178	14.29%	151
Millstadt 2	1,610	243	15.09%	207
Millstadt 3	594	110	18.52%	93
Millstadt 4	873	105	12.03%	82
Millstadt 5	1,152	195	16.93%	158
Millstadt Township	5,475	831	15.18%	691
New Athens 1	863	82	9.50%	68
New Athens 2	1,001	120	11.99%	106
New Athens Township	1,864	202	10.84%	174
O Fallon 1	1,073	67	6.24%	62
O Fallon 2	1,114	32	2.87%	30
O Fallon 3	751	45	5.99%	34
O Fallon 4	647	52	8.04%	43
O Fallon 5	1,141	76	6.66%	67
O Fallon 6	905	45	4.97%	40
O Fallon 7	1,196	104	8.70%	91
O Fallon 8	1,502	95	6.32%	81
O Fallon 9	1,172	76	6.48%	59
O Fallon 10	1,239	46	3.71%	43
O Fallon 11	1,304	120	9.20%	106
O Fallon 12	1,503	100	6.65%	90
O Fallon 13	1,292	67	5.19%	63
O Fallon 14	849	44	5.18%	38

	REGISTERED VOTERS	BALLOTS CAST	TURNOUT	BRYAN DREW
O Fallon 15	1,459	115	7.88%	102
O Fallon 16	1,634	117	7.16%	110
O Fallon 17	1,011	40	3.96%	33
O Fallon 18	738	31	4.20%	29
O'Fallon Township	20,530	1,272	6.20%	1,121
Prairie Du Long 1	793	127	16.02%	101
Prairie Du Long 2	1,377	287	20.84%	228
Prairie Du Long Township	2,170	414	19.08%	329
St Clair 1	1,477	61	4.13%	51
St Clair 2	756	45	5.95%	39
St Clair 3	1,323	63	4.76%	54
St Clair 4	690	32	4.64%	26
St Clair 5	871	41	4.71%	36
St Clair 6	1,407	91	6.47%	80
St Clair 7	1,313	40	3.05%	36
St Clair 8	1,122	62	5.53%	51
St Clair 9	929	29	3.12%	27
St Clair 10	1,346	36	2.67%	34
St Clair 11	834	38	4.56%	30
St Clair 12	1,208	46	3.81%	41
St Clair 13	791	53	6.70%	47
St Clair 14	1,494	100	6.69%	87
St Clair 15	1,403	82	5.84%	76
St Clair 16	1,258	15	1.19%	15
St Clair 17	940	59	6.28%	55
St Clair 18	974	67	6.88%	60
St Clair 19	937	19	2.03%	17
St Clair 20	763	35	4.59%	31
St Clair 21	953	32	3.36%	23
St Clair 22	1,409	53	3.76%	44
St Clair 23	1,616	89	5.51%	84
St Clair 24	1,764	53	3.00%	45
St. Clair Township	27,578	1,241	4.50%	1,089
Shiloh Valley 1	1,578	73	4.63%	60
Shiloh Valley 2	1,678	36	2.15%	29
Shiloh Valley 3	1,198	64	5.34%	58
Shiloh Valley 4	818	65	7.95%	60
Shiloh Valley 5	1,623	58	3.57%	52
Shiloh Valley Township	6,895	296	4.29%	259
Smithton 1	1,354	202	14.92%	164
Smithton 2	820	98	11.95%	82
Smithton 3	1,225	137	11.18%	117
Smithton Township	3,399	437	12.86%	363
Stites 1	363	0	0.00%	0
Stites Township	363	0	0.00%	0
Stookey 1	1,766	233	13.19%	187
Stookey 2	1,258	57	4.53%	49
Stookey 3	892	38	4.26%	38
Stookey 4	672	19	2.83%	16
Stookey 5	1,408	62	4.40%	55
Stookey 6	957	53	5.54%	48
Stookey 7	940	29	3.09%	24
Stookey Township	7,893	491	6.22%	417
Sugar Loaf 1	1,253	119	9.50%	101
Sugar Loaf 2	623	50	8.03%	41
Sugar Loaf 3	1,353	86	6.36%	78

	REGISTERED VOTERS	BALLOTS CAST	TURNOUT	BRYAN DREW
Sugar Loaf 4	737	44	5.97%	39
Sugar Loaf 5	924	66	7.14%	58
Sugar Loaf Township	4,890	365	7.46%	317
ST. CLAIR COUNTY, ILLINOIS	172,200	9,903	5.75%	8,506

GENERAL PRIMARY
Tuesday, March 17, 2026

STATE OF ILLINOIS
FOR TREASURER
(Vote for ONE)

	REGISTERED VOTERS	BALLOTS CAST	TURNOUT	NO CANDIDATE	WRITE-IN
Belleville 1	1,224	50	4.08%	0	4
Belleville 2	1,187	37	3.12%	0	3
Belleville 3	1,305	58	4.44%	0	2
Belleville 4	1,231	49	3.98%	0	7
Belleville 5	1,487	118	7.94%	0	9
Belleville 6	731	21	2.87%	0	0
Belleville 7	1,433	56	3.91%	0	3
Belleville 8	1,065	50	4.69%	0	7
Belleville 9	912	32	3.51%	0	5
Belleville 10	1,145	56	4.89%	0	3
Belleville 11	1,525	43	2.82%	0	0
Belleville 12	1,310	33	2.52%	0	2
Belleville 13	892	25	2.80%	0	1
Belleville 14	977	19	1.94%	0	1
Belleville 15	1,295	17	1.31%	0	2
Belleville 16	1,144	58	5.07%	0	2
Belleville 17	1,119	60	5.36%	0	1
Belleville 18	1,006	29	2.88%	0	0
Belleville 19	1,661	71	4.27%	0	4
Belleville 20	1,495	40	2.68%	0	1
Belleville 21	1,151	39	3.39%	0	5
Belleville 22	1,247	41	3.29%	0	5
Belleville 23	968	40	4.13%	0	1
Belleville 24	1,402	64	4.56%	0	4
Belleville 25	828	32	3.86%	0	1
Belleville Township	29,740	1,138	3.83%	0	73
Canteen 1	1,061	28	2.64%	0	0
Canteen 2	1,101	35	3.18%	0	2
Canteen 3	965	4	0.41%	0	0
Canteen 4	528	1	0.19%	0	0
Canteen 5	515	32	6.21%	0	2
Canteen Township	4,170	100	2.40%	0	4
Caseyville 1	1,117	74	6.62%	0	8
Caseyville 2	2,002	85	4.25%	0	3
Caseyville 3	1,338	72	5.38%	0	14
Caseyville 4	1,299	54	4.16%	0	5
Caseyville 5	1,661	99	5.96%	0	4
Caseyville 6	1,638	81	4.95%	0	13
Caseyville 7	1,308	69	5.28%	0	2
Caseyville 8	1,516	110	7.26%	0	9
Caseyville 9	864	37	4.28%	0	2
Caseyville 10	1,230	74	6.02%	0	4
Caseyville 11	1,100	43	3.91%	0	6
Caseyville 12	1,512	74	4.89%	0	2
Caseyville 13	960	73	7.60%	0	2
Caseyville 14	1,797	109	6.07%	0	6
Caseyville 15	1,198	27	2.25%	0	1
Caseyville 16	441	28	6.35%	0	2
Caseyville 17	905	44	4.86%	0	6
Caseyville 18	1,489	65	4.37%	0	7
Caseyville 19	763	39	5.11%	0	8
Caseyville 20	478	29	6.07%	0	0
Caseyville 21	994	57	5.73%	0	2
Caseyville 22	1,433	103	7.19%	0	3

	REGISTERED VOTERS	BALLOTS CAST	TURNOUT	NO CANDIDATE	WRITE-IN
Caseyville Township	27,043	1,446	5.35%	0	109
Centreville 1	1,088	1	0.09%	0	0
Centreville 2	1,019	13	1.28%	0	0
Centreville 3	1,492	7	0.47%	0	1
Centreville 4	845	30	3.55%	0	2
Centreville 5	1,309	19	1.45%	0	1
Centreville 6	1,233	7	0.57%	0	0
Centreville 7	1,806	30	1.66%	0	2
Centreville 8	1,101	24	2.18%	0	3
Centreville 9	1,534	27	1.76%	0	1
Centreville 10	1,164	9	0.77%	0	0
Centreville Township	12,591	167	1.33%	0	10
Engelmann 1	564	79	14.01%	0	4
Engelmann Township	564	79	14.01%	0	4
Fayetteville 1	435	63	14.48%	0	1
Fayetteville 2	684	104	15.20%	0	0
Fayetteville Township	1,119	167	14.92%	0	1
Freeburg 1	1,342	110	8.20%	0	3
Freeburg 2	1,268	128	10.09%	0	4
Freeburg 3	1,293	108	8.35%	0	3
Freeburg Township	3,903	346	8.86%	0	10
Lebanon 1	1,655	110	6.65%	0	11
Lebanon 2	806	53	6.58%	0	0
Lebanon 3	485	91	18.76%	0	4
Lebanon Township	2,946	254	8.62%	0	15
Lenzburg 1	668	78	11.68%	0	7
Lenzburg Township	668	78	11.68%	0	7
Marissa 1	1,582	158	9.99%	0	2
Marissa Township	1,582	158	9.99%	0	2
Mascoutah 1	1,262	106	8.40%	0	5
Mascoutah 2	1,834	112	6.11%	0	8
Mascoutah 3	2,239	136	6.07%	0	5
Mascoutah 4	1,482	67	4.52%	0	3
Mascoutah Township	6,817	421	6.18%	0	21
Millstadt 1	1,246	178	14.29%	0	6
Millstadt 2	1,610	243	15.09%	0	10
Millstadt 3	594	110	18.52%	0	2
Millstadt 4	873	105	12.03%	0	5
Millstadt 5	1,152	195	16.93%	0	3
Millstadt Township	5,475	831	15.18%	0	26
New Athens 1	863	82	9.50%	0	3
New Athens 2	1,001	120	11.99%	0	4
New Athens Township	1,864	202	10.84%	0	7
O Fallon 1	1,073	67	6.24%	0	3
O Fallon 2	1,114	32	2.87%	0	2
O Fallon 3	751	45	5.99%	0	3
O Fallon 4	647	52	8.04%	0	5
O Fallon 5	1,141	76	6.66%	0	3
O Fallon 6	905	45	4.97%	0	3
O Fallon 7	1,196	104	8.70%	0	4
O Fallon 8	1,502	95	6.32%	0	7
O Fallon 9	1,172	76	6.48%	0	11
O Fallon 10	1,239	46	3.71%	0	5
O Fallon 11	1,304	120	9.20%	0	9
O Fallon 12	1,503	100	6.65%	0	3
O Fallon 13	1,292	67	5.19%	0	5
O Fallon 14	849	44	5.18%	0	2

	REGISTERED VOTERS	BALLOTS CAST	TURNOUT	NO CANDIDATE	WRITE-IN
O Fallon 15	1,459	115	7.88%	0	7
O Fallon 16	1,634	117	7.16%	0	4
O Fallon 17	1,011	40	3.96%	0	3
O Fallon 18	738	31	4.20%	0	1
O'Fallon Township	20,530	1,272	6.20%	0	80
Prairie Du Long 1	793	127	16.02%	0	4
Prairie Du Long 2	1,377	287	20.84%	0	14
Prairie Du Long Township	2,170	414	19.08%	0	18
St Clair 1	1,477	61	4.13%	0	3
St Clair 2	756	45	5.95%	0	4
St Clair 3	1,323	63	4.76%	0	4
St Clair 4	690	32	4.64%	0	1
St Clair 5	871	41	4.71%	0	0
St Clair 6	1,407	91	6.47%	0	16
St Clair 7	1,313	40	3.05%	0	4
St Clair 8	1,122	62	5.53%	0	5
St Clair 9	929	29	3.12%	0	3
St Clair 10	1,346	36	2.67%	0	2
St Clair 11	834	38	4.56%	0	2
St Clair 12	1,208	46	3.81%	0	1
St Clair 13	791	53	6.70%	0	5
St Clair 14	1,494	100	6.69%	0	9
St Clair 15	1,403	82	5.84%	0	5
St Clair 16	1,258	15	1.19%	0	1
St Clair 17	940	59	6.28%	0	3
St Clair 18	974	67	6.88%	0	5
St Clair 19	937	19	2.03%	0	0
St Clair 20	763	35	4.59%	0	5
St Clair 21	953	32	3.36%	0	2
St Clair 22	1,409	53	3.76%	0	2
St Clair 23	1,616	89	5.51%	0	5
St Clair 24	1,764	53	3.00%	0	4
St. Clair Township	27,578	1,241	4.50%	0	91
Shiloh Valley 1	1,578	73	4.63%	0	7
Shiloh Valley 2	1,678	36	2.15%	0	0
Shiloh Valley 3	1,198	64	5.34%	0	10
Shiloh Valley 4	818	65	7.95%	0	3
Shiloh Valley 5	1,623	58	3.57%	0	5
Shiloh Valley Township	6,895	296	4.29%	0	25
Smithton 1	1,354	202	14.92%	0	4
Smithton 2	820	98	11.95%	0	2
Smithton 3	1,225	137	11.18%	0	8
Smithton Township	3,399	437	12.86%	0	14
Stites 1	363	0	0.00%	0	0
Stites Township	363	0	0.00%	0	0
Stookey 1	1,766	233	13.19%	0	16
Stookey 2	1,258	57	4.53%	0	2
Stookey 3	892	38	4.26%	0	11
Stookey 4	672	19	2.83%	0	0
Stookey 5	1,408	62	4.40%	0	7
Stookey 6	957	53	5.54%	0	6
Stookey 7	940	29	3.09%	0	2
Stookey Township	7,893	491	6.22%	0	44
Sugar Loaf 1	1,253	119	9.50%	0	4
Sugar Loaf 2	623	50	8.03%	0	1
Sugar Loaf 3	1,353	86	6.36%	0	5

	REGISTERED VOTERS	BALLOTS CAST	TURNOUT	NO CANDIDATE	WRITE-IN
Sugar Loaf 4	737	44	5.97%	0	4
Sugar Loaf 5	924	66	7.14%	0	6
Sugar Loaf Township	4,890	365	7.46%	0	20
ST. CLAIR COUNTY, ILLINOIS	172,200	9,903	5.75%	0	581

CANVASS OF VOTES


in St. Clair County, Illinois at the GENERAL PRIMARY on Tuesday, March 17, 2026

STATE OF ILLINOIS

COUNTY OF ST. CLAIR

STATE

I, Thomas Holbrook, St. Clair St Clair County Clerk, do hereby certify that the above is a correct copy of the Canvass of Votes Cast at the GENERAL PRIMARY held in St. Clair County on Tuesday, March 17, 2026. This canvass was made by the County Canvassing Board of St. Clair County.



Dated: Thursday, March 19, 2026 _____

GENERAL PRIMARY
Tuesday, March 17, 2026
Official Canvass
ST. CLAIR COUNTY, ILLINOIS



Republican
CONGRESSIONAL

Dated: 19 of March, 2026

Issued by:

A handwritten signature in black ink that reads "Thomas Holbrook". The signature is written in a cursive style with a prominent flourish at the beginning.

Thomas Holbrook
ST. CLAIR COUNTY, ILLINOIS
St Clair County Clerk

GENERAL PRIMARY
Tuesday, March 17, 2026

12TH CONGRESSIONAL DISTRICT
FOR REPRESENTATIVE IN CONGRESS
(Vote for ONE)

	REGISTERED VOTERS	BALLOTS CAST	TURNOUT	MIKE BOST
Belleville 5	1,487	118	7.94%	109
Belleville 20	1,495	40	2.68%	25
Belleville 22	1,247	41	3.29%	5
Belleville Township	4,229	199	4.71%	139
Caseyville 1	1,117	74	6.62%	68
Caseyville 6	1,638	81	4.95%	72
Caseyville 10	1,230	74	6.02%	36
Caseyville 11	1,100	43	3.91%	38
Caseyville 12	1,512	74	4.89%	38
Caseyville 18	1,489	65	4.37%	61
Caseyville 21	994	57	5.73%	56
Caseyville Township	9,080	468	5.15%	369
Centreville 8	1,101	24	2.18%	0
Centreville 10	1,164	9	0.77%	0
Centreville Township	2,265	33	1.46%	0
Engelmann 1	564	79	14.01%	74
Engelmann Township	564	79	14.01%	74
Fayetteville 1	435	63	14.48%	59
Fayetteville 2	684	104	15.20%	98
Fayetteville Township	1,119	167	14.92%	157
Freeburg 1	1,342	110	8.20%	99
Freeburg 2	1,268	128	10.09%	117
Freeburg 3	1,293	108	8.35%	101
Freeburg Township	3,903	346	8.86%	317
Lebanon 1	1,655	110	6.65%	103
Lebanon 2	806	53	6.58%	44
Lebanon 3	485	91	18.76%	84
Lebanon Township	2,946	254	8.62%	231
Lenzburg 1	668	78	11.68%	78
Lenzburg Township	668	78	11.68%	78
Marissa 1	1,582	158	9.99%	150
Marissa Township	1,582	158	9.99%	150
Mascoutah 1	1,262	106	8.40%	96
Mascoutah 2	1,834	112	6.11%	105
Mascoutah 3	2,239	136	6.07%	131
Mascoutah 4	1,482	67	4.52%	64
Mascoutah Township	6,817	421	6.18%	396
Millstadt 1	1,246	178	14.29%	163
Millstadt 2	1,610	243	15.09%	228
Millstadt 3	594	110	18.52%	105
Millstadt 4	873	105	12.03%	98
Millstadt 5	1,152	195	16.93%	172
Millstadt Township	5,475	831	15.18%	766
New Athens 1	863	82	9.50%	77
New Athens 2	1,001	120	11.99%	114
New Athens Township	1,864	202	10.84%	191
O Fallon 1	1,073	67	6.24%	64
O Fallon 2	1,114	32	2.87%	0
O Fallon 3	751	45	5.99%	42
O Fallon 4	647	52	8.04%	48
O Fallon 5	1,141	76	6.66%	72
O Fallon 6	905	45	4.97%	42
O Fallon 7	1,196	104	8.70%	94
O Fallon 8	1,502	95	6.32%	86

	REGISTERED VOTERS	BALLOTS CAST	TURNOUT	MIKE BOST
O Fallon 9	1,172	76	6.48%	70
O Fallon 11	1,304	120	9.20%	117
O Fallon 12	1,503	100	6.65%	86
O Fallon 13	1,292	67	5.19%	64
O Fallon 15	1,459	115	7.88%	111
O Fallon 16	1,634	117	7.16%	113
O Fallon 18	738	31	4.20%	30
O'Fallon Township	17,431	1,142	6.55%	1,039
Prairie Du Long 1	793	127	16.02%	114
Prairie Du Long 2	1,377	287	20.84%	256
Prairie Du Long Township	2,170	414	19.08%	370
St Clair 10	1,346	36	2.67%	1
St. Clair Township	1,346	36	2.67%	1
Shiloh Valley 1	1,578	73	4.63%	69
Shiloh Valley 2	1,678	36	2.15%	28
Shiloh Valley 3	1,198	64	5.34%	60
Shiloh Valley 4	818	65	7.95%	65
Shiloh Valley 5	1,623	58	3.57%	56
Shiloh Valley Township	6,895	296	4.29%	278
Smithton 1	1,354	202	14.92%	183
Smithton 2	820	98	11.95%	88
Smithton 3	1,225	137	11.18%	128
Smithton Township	3,399	437	12.86%	399
Stookey 1	1,766	233	13.19%	212
Stookey 2	1,258	57	4.53%	0
Stookey 5	1,408	62	4.40%	35
Stookey 6	957	53	5.54%	50
Stookey Township	5,389	405	7.52%	297
Sugar Loaf 1	1,253	119	9.50%	109
Sugar Loaf Township	1,253	119	9.50%	109
ST. CLAIR COUNTY, ILLINOIS	78,395	6,085	7.76%	5,361

GENERAL PRIMARY
Tuesday, March 17, 2026

13TH CONGRESSIONAL DISTRICT
13TH CONGRESSIONAL DISTRICT
(Vote for ONE)

	REGISTERED VOTERS	BALLOTS CAST	TURNOUT	JEFF WILSON	JOSHUA LOYD
Belleville 1	1,224	50	4.08%	34	12
Belleville 2	1,187	37	3.12%	29	6
Belleville 3	1,305	58	4.44%	33	21
Belleville 4	1,231	49	3.98%	24	22
Belleville 6	731	21	2.87%	15	4
Belleville 7	1,433	56	3.91%	35	18
Belleville 8	1,065	50	4.69%	33	12
Belleville 9	912	32	3.51%	20	11
Belleville 10	1,145	56	4.89%	36	15
Belleville 11	1,525	43	2.82%	25	14
Belleville 12	1,310	33	2.52%	21	12
Belleville 13	892	25	2.80%	20	4
Belleville 14	977	19	1.94%	11	6
Belleville 15	1,295	17	1.31%	10	3
Belleville 16	1,144	58	5.07%	35	20
Belleville 17	1,119	60	5.36%	39	13
Belleville 18	1,006	29	2.88%	22	7
Belleville 19	1,661	71	4.27%	41	24
Belleville 20	1,495	40	2.68%	7	4
Belleville 21	1,151	39	3.39%	18	13
Belleville 22	1,247	41	3.29%	19	16
Belleville 23	968	40	4.13%	24	14
Belleville 24	1,402	64	4.56%	36	24
Belleville 25	828	32	3.86%	22	6
Belleville Township	28,253	1,020	3.61%	609	301
Canteen 1	1,061	28	2.64%	22	4
Canteen 2	1,101	35	3.18%	19	13
Canteen 3	965	4	0.41%	2	1
Canteen 4	528	1	0.19%	0	1
Canteen 5	515	32	6.21%	18	9
Canteen Township	4,170	100	2.40%	61	28
Caseyville 1	1,117	74	6.62%	0	0
Caseyville 2	2,002	85	4.25%	54	27
Caseyville 3	1,338	72	5.38%	47	20
Caseyville 4	1,299	54	4.16%	34	14
Caseyville 5	1,661	99	5.96%	57	34
Caseyville 7	1,308	69	5.28%	47	19
Caseyville 8	1,516	110	7.26%	75	28
Caseyville 9	864	37	4.28%	18	14
Caseyville 10	1,230	74	6.02%	20	8
Caseyville 11	1,100	43	3.91%	0	0
Caseyville 12	1,512	74	4.89%	19	14
Caseyville 13	960	73	7.60%	45	20
Caseyville 14	1,797	109	6.07%	63	37
Caseyville 15	1,198	27	2.25%	15	12
Caseyville 16	441	28	6.35%	15	9
Caseyville 17	905	44	4.86%	27	10
Caseyville 19	763	39	5.11%	19	12
Caseyville 20	478	29	6.07%	19	7
Caseyville 22	1,433	103	7.19%	53	37
Caseyville Township	22,922	1,243	5.42%	627	322
Centreville 1	1,088	1	0.09%	0	1
Centreville 2	1,019	13	1.28%	9	3
Centreville 3	1,492	7	0.47%	4	3

	REGISTERED VOTERS	BALLOTS CAST	TURNOUT	JEFF WILSON	JOSHUA LOYD
Centreville 4	845	30	3.55%	24	6
Centreville 5	1,309	19	1.45%	13	5
Centreville 6	1,233	7	0.57%	4	3
Centreville 7	1,806	30	1.66%	22	7
Centreville 8	1,101	24	2.18%	15	8
Centreville 9	1,534	27	1.76%	17	9
Centreville 10	1,164	9	0.77%	5	4
Centreville Township	12,591	167	1.33%	113	49
O Fallon 2	1,114	32	2.87%	18	13
O Fallon 10	1,239	46	3.71%	22	20
O Fallon 14	849	44	5.18%	26	16
O Fallon 17	1,011	40	3.96%	24	12
O'Fallon Township	4,213	162	3.85%	90	61
St Clair 1	1,477	61	4.13%	39	20
St Clair 2	756	45	5.95%	27	14
St Clair 3	1,323	63	4.76%	38	17
St Clair 4	690	32	4.64%	19	10
St Clair 5	871	41	4.71%	28	11
St Clair 6	1,407	91	6.47%	55	30
St Clair 7	1,313	40	3.05%	29	9
St Clair 8	1,122	62	5.53%	41	18
St Clair 9	929	29	3.12%	18	11
St Clair 10	1,346	36	2.67%	23	11
St Clair 11	834	38	4.56%	21	12
St Clair 12	1,208	46	3.81%	24	18
St Clair 13	791	53	6.70%	31	21
St Clair 14	1,494	100	6.69%	66	25
St Clair 15	1,403	82	5.84%	49	31
St Clair 16	1,258	15	1.19%	12	3
St Clair 17	940	59	6.28%	37	19
St Clair 18	974	67	6.88%	49	14
St Clair 19	937	19	2.03%	6	13
St Clair 20	763	35	4.59%	21	11
St Clair 21	953	32	3.36%	19	8
St Clair 22	1,409	53	3.76%	25	25
St Clair 23	1,616	89	5.51%	54	31
St Clair 24	1,764	53	3.00%	34	16
St. Clair Township	27,578	1,241	4.50%	765	398
Stites 1	363	0	0.00%	0	0
Stites Township	363	0	0.00%	0	0
Stookey 2	1,258	57	4.53%	34	18
Stookey 3	892	38	4.26%	25	12
Stookey 4	672	19	2.83%	14	5
Stookey 5	1,408	62	4.40%	19	7
Stookey 6	957	53	5.54%	0	0
Stookey 7	940	29	3.09%	15	13
Stookey Township	6,127	258	4.21%	107	55
Sugar Loaf 2	623	50	8.03%	29	17
Sugar Loaf 3	1,353	86	6.36%	52	32
Sugar Loaf 4	737	44	5.97%	25	12
Sugar Loaf 5	924	66	7.14%	45	15
Sugar Loaf Township	3,637	246	6.76%	151	76
ST. CLAIR COUNTY, ILLINOIS	109,854	4,437	4.04%	2,523	1,290

CANVASS OF VOTES

in St. Clair County, Illinois at the GENERAL PRIMARY on Tuesday, March 17, 2026

STATE OF ILLINOIS

COUNTY OF ST. CLAIR

CONGRESSIONAL

I, Thomas Holbrook, St. Clair St Clair County Clerk, do hereby certify that the above is a correct copy of the Canvass of Votes Cast at the GENERAL PRIMARY held in St. Clair County on Tuesday, March 17, 2026. This canvass was made by the County Canvassing Board of St. Clair County.



Dated: Thursday, March 19, 2026 _____

GENERAL PRIMARY
Tuesday, March 17, 2026
Official Canvass
ST. CLAIR COUNTY, ILLINOIS



Republican
LEGISLATIVE

Dated: 19 of March, 2026

Issued by:

A handwritten signature in black ink that reads "Thomas Holbrook". The signature is written in a cursive style with a prominent flourish at the beginning.

Thomas Holbrook
ST. CLAIR COUNTY, ILLINOIS
St Clair County Clerk

GENERAL PRIMARY
Tuesday, March 17, 2026

56TH LEGISLATIVE DISTRICT
FOR STATE SENATOR
(Vote for ONE)

	REGISTERED VOTERS	BALLOTS CAST	TURNOUT	ERICA HARRISS
Canteen 2	1,101	35	3.18%	15
Canteen 5	515	32	6.21%	24
Canteen Township	1,616	67	4.15%	39
Caseyville 1	1,117	74	6.62%	68
Caseyville 2	2,002	85	4.25%	78
Caseyville 3	1,338	72	5.38%	3
Caseyville 4	1,299	54	4.16%	47
Caseyville 5	1,661	99	5.96%	85
Caseyville 6	1,638	81	4.95%	63
Caseyville 7	1,308	69	5.28%	61
Caseyville 8	1,516	110	7.26%	97
Caseyville 9	864	37	4.28%	19
Caseyville 10	1,230	74	6.02%	66
Caseyville 11	1,100	43	3.91%	38
Caseyville 12	1,512	74	4.89%	25
Caseyville 14	1,797	109	6.07%	91
Caseyville 15	1,198	27	2.25%	26
Caseyville 16	441	28	6.35%	27
Caseyville 17	905	44	4.86%	39
Caseyville 18	1,489	65	4.37%	58
Caseyville 19	763	39	5.11%	33
Caseyville 20	478	29	6.07%	25
Caseyville 21	994	57	5.73%	49
Caseyville 22	1,433	103	7.19%	87
Caseyville Township	26,083	1,373	5.26%	1,085
O Fallon 9	1,172	76	6.48%	0
O Fallon 16	1,634	117	7.16%	0
O'Fallon Township	2,806	193	6.88%	0
St Clair 14	1,494	100	6.69%	29
St Clair 23	1,616	89	5.51%	86
St. Clair Township	3,110	189	6.08%	115
ST. CLAIR COUNTY, ILLINOIS	33,615	1,822	5.42%	1,239

GENERAL PRIMARY
Tuesday, March 17, 2026

57TH LEGISLATIVE DISTRICT
FOR STATE SENATOR
(Vote for ONE)

	REGISTERED VOTERS	BALLOTS CAST	TURNOUT	DANIEL RHYNE
Belleville 1	1,224	50	4.08%	41
Belleville 2	1,187	37	3.12%	34
Belleville 3	1,305	58	4.44%	50
Belleville 4	1,231	49	3.98%	44
Belleville 5	1,487	118	7.94%	101
Belleville 6	731	21	2.87%	18
Belleville 7	1,433	56	3.91%	49
Belleville 8	1,065	50	4.69%	42
Belleville 9	912	32	3.51%	31
Belleville 10	1,145	56	4.89%	48
Belleville 11	1,525	43	2.82%	39
Belleville 12	1,310	33	2.52%	32
Belleville 13	892	25	2.80%	23
Belleville 14	977	19	1.94%	16
Belleville 15	1,295	17	1.31%	14
Belleville 16	1,144	58	5.07%	52
Belleville 17	1,119	60	5.36%	50
Belleville 18	1,006	29	2.88%	28
Belleville 19	1,661	71	4.27%	63
Belleville 20	1,495	40	2.68%	38
Belleville 21	1,151	39	3.39%	29
Belleville 22	1,247	41	3.29%	39
Belleville 23	968	40	4.13%	35
Belleville 24	1,402	64	4.56%	57
Belleville 25	828	32	3.86%	28
Belleville Township	29,740	1,138	3.83%	1,001
Canteen 1	1,061	28	2.64%	21
Canteen 2	1,101	35	3.18%	17
Canteen 3	965	4	0.41%	3
Canteen 4	528	1	0.19%	1
Canteen Township	3,655	68	1.86%	42
Caseyville 3	1,338	72	5.38%	64
Caseyville 6	1,638	81	4.95%	8
Caseyville 8	1,516	110	7.26%	2
Caseyville 9	864	37	4.28%	13
Caseyville 12	1,512	74	4.89%	41
Caseyville 13	960	73	7.60%	64
Caseyville Township	7,828	447	5.71%	192
Centreville 1	1,088	1	0.09%	1
Centreville 2	1,019	13	1.28%	13
Centreville 3	1,492	7	0.47%	7
Centreville 4	845	30	3.55%	30
Centreville 5	1,309	19	1.45%	19
Centreville 6	1,233	7	0.57%	7
Centreville 7	1,806	30	1.66%	29
Centreville 8	1,101	24	2.18%	22
Centreville 9	1,534	27	1.76%	24
Centreville 10	1,164	9	0.77%	8
Centreville Township	12,591	167	1.33%	160
Engelmann 1	564	79	14.01%	70
Engelmann Township	564	79	14.01%	70
Fayetteville 1	435	63	14.48%	52
Fayetteville 2	684	104	15.20%	17
Fayetteville Township	1,119	167	14.92%	69

	REGISTERED VOTERS	BALLOTS CAST	TURNOUT	DANIEL RHYNE
Freeburg 1	1,342	110	8.20%	95
Freeburg 2	1,268	128	10.09%	113
Freeburg 3	1,293	108	8.35%	98
Freeburg Township	3,903	346	8.86%	306
Lebanon 1	1,655	110	6.65%	75
Lebanon 2	806	53	6.58%	45
Lebanon Township	2,461	163	6.62%	120
Lenzburg 1	668	78	11.68%	1
Lenzburg Township	668	78	11.68%	1
Mascoutah 1	1,262	106	8.40%	91
Mascoutah 2	1,834	112	6.11%	99
Mascoutah 3	2,239	136	6.07%	123
Mascoutah 4	1,482	67	4.52%	62
Mascoutah Township	6,817	421	6.18%	375
Millstadt 1	1,246	178	14.29%	150
Millstadt 2	1,610	243	15.09%	216
Millstadt 3	594	110	18.52%	97
Millstadt 4	873	105	12.03%	87
Millstadt 5	1,152	195	16.93%	158
Millstadt Township	5,475	831	15.18%	708
New Athens 1	863	82	9.50%	68
New Athens 2	1,001	120	11.99%	106
New Athens Township	1,864	202	10.84%	174
O Fallon 1	1,073	67	6.24%	61
O Fallon 2	1,114	32	2.87%	30
O Fallon 3	751	45	5.99%	37
O Fallon 4	647	52	8.04%	39
O Fallon 5	1,141	76	6.66%	68
O Fallon 6	905	45	4.97%	44
O Fallon 7	1,196	104	8.70%	86
O Fallon 8	1,502	95	6.32%	80
O Fallon 9	1,172	76	6.48%	60
O Fallon 10	1,239	46	3.71%	42
O Fallon 11	1,304	120	9.20%	42
O Fallon 12	1,503	100	6.65%	90
O Fallon 13	1,292	67	5.19%	64
O Fallon 14	849	44	5.18%	40
O Fallon 17	1,011	40	3.96%	33
O Fallon 18	738	31	4.20%	28
O'Fallon Township	17,437	1,040	5.96%	844
Prairie Du Long 1	793	127	16.02%	106
Prairie Du Long 2	1,377	287	20.84%	233
Prairie Du Long Township	2,170	414	19.08%	339
St Clair 1	1,477	61	4.13%	52
St Clair 2	756	45	5.95%	39
St Clair 3	1,323	63	4.76%	52
St Clair 4	690	32	4.64%	28
St Clair 5	871	41	4.71%	38
St Clair 6	1,407	91	6.47%	82
St Clair 7	1,313	40	3.05%	36
St Clair 8	1,122	62	5.53%	53
St Clair 9	929	29	3.12%	27
St Clair 10	1,346	36	2.67%	35
St Clair 11	834	38	4.56%	30
St Clair 12	1,208	46	3.81%	42
St Clair 13	791	53	6.70%	49
St Clair 14	1,494	100	6.69%	59

	REGISTERED VOTERS	BALLOTS CAST	TURNOUT	DANIEL RHYNE
St Clair 15	1,403	82	5.84%	75
St Clair 16	1,258	15	1.19%	13
St Clair 17	940	59	6.28%	55
St Clair 18	974	67	6.88%	58
St Clair 19	937	19	2.03%	19
St Clair 20	763	35	4.59%	30
St Clair 21	953	32	3.36%	23
St Clair 22	1,409	53	3.76%	45
St Clair 24	1,764	53	3.00%	46
St. Clair Township	25,962	1,152	4.44%	986
Shiloh Valley 1	1,578	73	4.63%	65
Shiloh Valley 2	1,678	36	2.15%	29
Shiloh Valley 3	1,198	64	5.34%	58
Shiloh Valley 4	818	65	7.95%	60
Shiloh Valley 5	1,623	58	3.57%	55
Shiloh Valley Township	6,895	296	4.29%	267
Smithton 1	1,354	202	14.92%	166
Smithton 2	820	98	11.95%	89
Smithton 3	1,225	137	11.18%	119
Smithton Township	3,399	437	12.86%	374
Stites 1	363	0	0.00%	0
Stites Township	363	0	0.00%	0
Stookey 1	1,766	233	13.19%	196
Stookey 2	1,258	57	4.53%	51
Stookey 3	892	38	4.26%	38
Stookey 4	672	19	2.83%	15
Stookey 5	1,408	62	4.40%	55
Stookey 6	957	53	5.54%	48
Stookey 7	940	29	3.09%	25
Stookey Township	7,893	491	6.22%	428
Sugar Loaf 1	1,253	119	9.50%	105
Sugar Loaf 2	623	50	8.03%	45
Sugar Loaf 3	1,353	86	6.36%	84
Sugar Loaf 4	737	44	5.97%	38
Sugar Loaf 5	924	66	7.14%	58
Sugar Loaf Township	4,890	365	7.46%	330
ST. CLAIR COUNTY, ILLINOIS	145,694	8,302	5.70%	6,786

CANVASS OF VOTES

in St. Clair County, Illinois at the GENERAL PRIMARY on Tuesday, March 17, 2026

STATE OF ILLINOIS

COUNTY OF ST. CLAIR

LEGISLATIVE

I, Thomas Holbrook, St. Clair St Clair County Clerk, do hereby certify that the above is a correct copy of the Canvass of Votes Cast at the GENERAL PRIMARY held in St. Clair County on Tuesday, March 17, 2026. This canvass was made by the County Canvassing Board of St. Clair County.



Dated: Thursday, March 19, 2026 _____

GENERAL PRIMARY
Tuesday, March 17, 2026
Official Canvass
ST. CLAIR COUNTY, ILLINOIS



Republican
REPRESENTATIVE

Dated: 19 of March, 2026

Issued by:

A handwritten signature in black ink that reads "Thomas Holbrook". The signature is written in a cursive style with a prominent flourish at the beginning.

Thomas Holbrook
ST. CLAIR COUNTY, ILLINOIS
St Clair County Clerk

GENERAL PRIMARY
Tuesday, March 17, 2026

109TH REPRESENTATIVE DISTRICT
FOR REPRESENTATIVE IN THE GENERAL ASSEMBLY
(Vote for ONE)

	REGISTERED VOTERS	BALLOTS CAST	TURNOUT	ZACHARY MEYER	CHARLIE MEIER
Fayetteville 2	684	104	15.20%	15	64
Fayetteville Township	684	104	15.20%	15	64
Lebanon 1	1,655	110	6.65%	3	15
Lebanon 3	485	91	18.76%	24	66
Lebanon Township	2,140	201	9.39%	27	81
O Fallon 4	647	52	8.04%	0	7
O Fallon 7	1,196	104	8.70%	1	7
O Fallon 9	1,172	76	6.48%	0	4
O Fallon 11	1,304	120	9.20%	14	55
O Fallon 15	1,459	115	7.88%	37	74
O Fallon 16	1,634	117	7.16%	28	86
O'Fallon Township	7,412	584	7.88%	80	233
ST. CLAIR COUNTY, ILLINOIS	10,236	889	8.69%	122	378

GENERAL PRIMARY
Tuesday, March 17, 2026

112TH REPRESENTATIVE DISTRICT
FOR REPRESENTATIVE IN THE GENERAL ASSEMBLY
(Vote for ONE)

	REGISTERED VOTERS	BALLOTS CAST	TURNOUT	JIMMY FORD
Canteen 2	1,101	35	3.18%	14
Canteen 5	515	32	6.21%	25
Canteen Township	1,616	67	4.15%	39
Caseyville 1	1,117	74	6.62%	68
Caseyville 2	2,002	85	4.25%	75
Caseyville 3	1,338	72	5.38%	3
Caseyville 4	1,299	54	4.16%	50
Caseyville 5	1,661	99	5.96%	83
Caseyville 6	1,638	81	4.95%	66
Caseyville 7	1,308	69	5.28%	63
Caseyville 8	1,516	110	7.26%	93
Caseyville 9	864	37	4.28%	18
Caseyville 10	1,230	74	6.02%	65
Caseyville 11	1,100	43	3.91%	38
Caseyville 12	1,512	74	4.89%	25
Caseyville 14	1,797	109	6.07%	93
Caseyville 15	1,198	27	2.25%	25
Caseyville 16	441	28	6.35%	25
Caseyville 17	905	44	4.86%	39
Caseyville 18	1,489	65	4.37%	59
Caseyville 19	763	39	5.11%	30
Caseyville 20	478	29	6.07%	25
Caseyville 21	994	57	5.73%	50
Caseyville 22	1,433	103	7.19%	86
Caseyville Township	26,083	1,373	5.26%	1,079
O Fallon 9	1,172	76	6.48%	0
O Fallon 16	1,634	117	7.16%	0
O'Fallon Township	2,806	193	6.88%	0
St Clair 14	1,494	100	6.69%	28
St Clair 23	1,616	89	5.51%	82
St. Clair Township	3,110	189	6.08%	110
ST. CLAIR COUNTY, ILLINOIS	33,615	1,822	5.42%	1,228

GENERAL PRIMARY
Tuesday, March 17, 2026

113TH REPRESENTATIVE DISTRICT
FOR REPRESENTATIVE IN THE GENERAL ASSEMBLY
(Vote for ONE)

	REGISTERED VOTERS	BALLOTS CAST	TURNOUT	NO CANDIDATE
Belleville 1	1,224	50	4.08%	0
Belleville 2	1,187	37	3.12%	0
Belleville 3	1,305	58	4.44%	0
Belleville 4	1,231	49	3.98%	0
Belleville 5	1,487	118	7.94%	0
Belleville 6	731	21	2.87%	0
Belleville 7	1,433	56	3.91%	0
Belleville 8	1,065	50	4.69%	0
Belleville 9	912	32	3.51%	0
Belleville 10	1,145	56	4.89%	0
Belleville 11	1,525	43	2.82%	0
Belleville 12	1,310	33	2.52%	0
Belleville 13	892	25	2.80%	0
Belleville 14	977	19	1.94%	0
Belleville 15	1,295	17	1.31%	0
Belleville 16	1,144	58	5.07%	0
Belleville 17	1,119	60	5.36%	0
Belleville 18	1,006	29	2.88%	0
Belleville 19	1,661	71	4.27%	0
Belleville 20	1,495	40	2.68%	0
Belleville 21	1,151	39	3.39%	0
Belleville 22	1,247	41	3.29%	0
Belleville 23	968	40	4.13%	0
Belleville 24	1,402	64	4.56%	0
Belleville 25	828	32	3.86%	0
Belleville Township	29,740	1,138	3.83%	0
Canteen 1	1,061	28	2.64%	0
Canteen 2	1,101	35	3.18%	0
Canteen 3	965	4	0.41%	0
Canteen 4	528	1	0.19%	0
Canteen Township	3,655	68	1.86%	0
Caseyville 3	1,338	72	5.38%	0
Caseyville 9	864	37	4.28%	0
Caseyville 12	1,512	74	4.89%	0
Caseyville 13	960	73	7.60%	0
Caseyville Township	4,674	256	5.48%	0
Centreville 3	1,492	7	0.47%	0
Centreville 4	845	30	3.55%	0
Centreville 6	1,233	7	0.57%	0
Centreville Township	3,570	44	1.23%	0
O Fallon 2	1,114	32	2.87%	0
O Fallon 3	751	45	5.99%	0
O Fallon 5	1,141	76	6.66%	0
O Fallon 6	905	45	4.97%	0
O Fallon 10	1,239	46	3.71%	0
O Fallon 14	849	44	5.18%	0
O Fallon 17	1,011	40	3.96%	0
O'Fallon Township	7,010	328	4.68%	0
St Clair 1	1,477	61	4.13%	0
St Clair 2	756	45	5.95%	0
St Clair 3	1,323	63	4.76%	0
St Clair 4	690	32	4.64%	0
St Clair 5	871	41	4.71%	0
St Clair 6	1,407	91	6.47%	0

	REGISTERED VOTERS	BALLOTS CAST	TURNOUT	NO CANDIDATE
St Clair 7	1,313	40	3.05%	0
St Clair 8	1,122	62	5.53%	0
St Clair 9	929	29	3.12%	0
St Clair 10	1,346	36	2.67%	0
St Clair 11	834	38	4.56%	0
St Clair 12	1,208	46	3.81%	0
St Clair 13	791	53	6.70%	0
St Clair 14	1,494	100	6.69%	0
St Clair 15	1,403	82	5.84%	0
St Clair 16	1,258	15	1.19%	0
St Clair 17	940	59	6.28%	0
St Clair 18	974	67	6.88%	0
St Clair 19	937	19	2.03%	0
St Clair 20	763	35	4.59%	0
St Clair 21	953	32	3.36%	0
St Clair 22	1,409	53	3.76%	0
St Clair 24	1,764	53	3.00%	0
St. Clair Township	25,962	1,152	4.44%	0
Shiloh Valley 1	1,578	73	4.63%	0
Shiloh Valley 2	1,678	36	2.15%	0
Shiloh Valley 3	1,198	64	5.34%	0
Shiloh Valley 4	818	65	7.95%	0
Shiloh Valley 5	1,623	58	3.57%	0
Shiloh Valley Township	6,895	296	4.29%	0
Smithton 3	1,225	137	11.18%	0
Smithton Township	1,225	137	11.18%	0
Stites 1	363	0	0.00%	0
Stites Township	363	0	0.00%	0
Stookey 1	1,766	233	13.19%	0
Stookey 2	1,258	57	4.53%	0
Stookey 3	892	38	4.26%	0
Stookey 4	672	19	2.83%	0
Stookey 6	957	53	5.54%	0
Stookey 7	940	29	3.09%	0
Stookey Township	6,485	429	6.62%	0
ST. CLAIR COUNTY, ILLINOIS	89,579	3,848	4.30%	0

GENERAL PRIMARY
Tuesday, March 17, 2026

114TH REPRESENTATIVE DISTRICT
FOR REPRESENTATIVE IN THE GENERAL ASSEMBLY
(Vote for ONE)

	REGISTERED VOTERS	BALLOTS CAST	TURNOUT	KEVIN SCHMIDT
Belleville 5	1,487	118	7.94%	95
Belleville 10	1,145	56	4.89%	2
Belleville 17	1,119	60	5.36%	0
Belleville 22	1,247	41	3.29%	0
Belleville Township	4,998	275	5.50%	97
Canteen 3	965	4	0.41%	0
Canteen 4	528	1	0.19%	0
Canteen Township	1,493	5	0.33%	0
Caseyville 6	1,638	81	4.95%	8
Caseyville 8	1,516	110	7.26%	2
Caseyville 12	1,512	74	4.89%	38
Caseyville Township	4,666	265	5.68%	48
Centreville 1	1,088	1	0.09%	1
Centreville 2	1,019	13	1.28%	12
Centreville 3	1,492	7	0.47%	7
Centreville 5	1,309	19	1.45%	19
Centreville 6	1,233	7	0.57%	7
Centreville 7	1,806	30	1.66%	29
Centreville 8	1,101	24	2.18%	21
Centreville 9	1,534	27	1.76%	24
Centreville 10	1,164	9	0.77%	7
Centreville Township	11,746	137	1.17%	127
Engelmann 1	564	79	14.01%	74
Engelmann Township	564	79	14.01%	74
Fayetteville 1	435	63	14.48%	59
Fayetteville 2	684	104	15.20%	20
Fayetteville Township	1,119	167	14.92%	79
Freeburg 1	1,342	110	8.20%	104
Freeburg 2	1,268	128	10.09%	122
Freeburg 3	1,293	108	8.35%	103
Freeburg Township	3,903	346	8.86%	329
Lebanon 1	1,655	110	6.65%	84
Lebanon 2	806	53	6.58%	47
Lebanon Township	2,461	163	6.62%	131
Lenzburg 1	668	78	11.68%	1
Lenzburg Township	668	78	11.68%	1
Mascoutah 1	1,262	106	8.40%	94
Mascoutah 2	1,834	112	6.11%	104
Mascoutah 3	2,239	136	6.07%	129
Mascoutah 4	1,482	67	4.52%	64
Mascoutah Township	6,817	421	6.18%	391
Millstadt 1	1,246	178	14.29%	169
Millstadt 2	1,610	243	15.09%	236
Millstadt 3	594	110	18.52%	104
Millstadt 4	873	105	12.03%	103
Millstadt 5	1,152	195	16.93%	184
Millstadt Township	5,475	831	15.18%	796
New Athens 1	863	82	9.50%	75
New Athens 2	1,001	120	11.99%	115
New Athens Township	1,864	202	10.84%	190
O Fallon 1	1,073	67	6.24%	65
O Fallon 2	1,114	32	2.87%	6
O Fallon 3	751	45	5.99%	23
O Fallon 4	647	52	8.04%	42

	REGISTERED VOTERS	BALLOTS CAST	TURNOUT	KEVIN SCHMIDT
O Fallon 5	1,141	76	6.66%	72
O Fallon 6	905	45	4.97%	7
O Fallon 7	1,196	104	8.70%	89
O Fallon 8	1,502	95	6.32%	83
O Fallon 9	1,172	76	6.48%	65
O Fallon 11	1,304	120	9.20%	43
O Fallon 12	1,503	100	6.65%	91
O Fallon 13	1,292	67	5.19%	64
O Fallon 18	738	31	4.20%	30
O'Fallon Township	14,338	910	6.35%	680
Prairie Du Long 1	793	127	16.02%	120
Prairie Du Long 2	1,377	287	20.84%	255
Prairie Du Long Township	2,170	414	19.08%	375
St Clair 7	1,313	40	3.05%	0
St. Clair Township	1,313	40	3.05%	0
Shiloh Valley 1	1,578	73	4.63%	1
Shiloh Valley 2	1,678	36	2.15%	5
Shiloh Valley 3	1,198	64	5.34%	0
Shiloh Valley 4	818	65	7.95%	29
Shiloh Valley Township	5,272	238	4.51%	35
Smithton 1	1,354	202	14.92%	189
Smithton 2	820	98	11.95%	93
Smithton 3	1,225	137	11.18%	115
Smithton Township	3,399	437	12.86%	397
Stookey 1	1,766	233	13.19%	208
Stookey 5	1,408	62	4.40%	61
Stookey 6	957	53	5.54%	0
Stookey Township	4,131	348	8.42%	269
Sugar Loaf 1	1,253	119	9.50%	110
Sugar Loaf 2	623	50	8.03%	45
Sugar Loaf 3	1,353	86	6.36%	82
Sugar Loaf 4	737	44	5.97%	37
Sugar Loaf 5	924	66	7.14%	62
Sugar Loaf Township	4,890	365	7.46%	336
ST. CLAIR COUNTY, ILLINOIS	81,287	5,721	7.04%	4,355

GENERAL PRIMARY
Tuesday, March 17, 2026

115TH REPRESENTATIVE DISTRICT
FOR REPRESENTATIVE IN THE GENERAL ASSEMBLY
(Vote for ONE)

	REGISTERED VOTERS	BALLOTS CAST	TURNOUT	DAVID H. FRIESS
Lenzburg 1	668	78	11.68%	74
Lenzburg Township	668	78	11.68%	74
Marissa 1	1,582	158	9.99%	147
Marissa Township	1,582	158	9.99%	147
ST. CLAIR COUNTY, ILLINOIS	2,250	236	10.49%	221

CANVASS OF VOTES

in St. Clair County, Illinois at the GENERAL PRIMARY on Tuesday, March 17, 2026

STATE OF ILLINOIS

COUNTY OF ST. CLAIR

REPRESENTATIVE

I, Thomas Holbrook, St. Clair St Clair County Clerk, do hereby certify that the above is a correct copy of the Canvass of Votes Cast at the GENERAL PRIMARY held in St. Clair County on Tuesday, March 17, 2026. This canvass was made by the County Canvassing Board of St. Clair County.



Dated: Thursday, March 19, 2026 _____

GENERAL PRIMARY
Tuesday, March 17, 2026
Official Canvass
ST. CLAIR COUNTY, ILLINOIS



Republican
COUNTY

Dated: 19 of March, 2026
Issued by:

A handwritten signature in black ink that reads "Thomas Holbrook". The signature is written in a cursive style with a large, sweeping initial 'T'.

Thomas Holbrook
ST. CLAIR COUNTY, ILLINOIS
St Clair County Clerk

GENERAL PRIMARY
Tuesday, March 17, 2026

ST. CLAIR COUNTY
FOR COUNTY CLERK
(Vote for ONE)

	REGISTERED VOTERS	BALLOTS CAST	TURNOUT	GARY HURSEY
Belleville 1	1,224	50	4.08%	42
Belleville 2	1,187	37	3.12%	33
Belleville 3	1,305	58	4.44%	51
Belleville 4	1,231	49	3.98%	43
Belleville 5	1,487	118	7.94%	100
Belleville 6	731	21	2.87%	19
Belleville 7	1,433	56	3.91%	47
Belleville 8	1,065	50	4.69%	37
Belleville 9	912	32	3.51%	29
Belleville 10	1,145	56	4.89%	41
Belleville 11	1,525	43	2.82%	36
Belleville 12	1,310	33	2.52%	31
Belleville 13	892	25	2.80%	23
Belleville 14	977	19	1.94%	16
Belleville 15	1,295	17	1.31%	13
Belleville 16	1,144	58	5.07%	51
Belleville 17	1,119	60	5.36%	49
Belleville 18	1,006	29	2.88%	28
Belleville 19	1,661	71	4.27%	60
Belleville 20	1,495	40	2.68%	38
Belleville 21	1,151	39	3.39%	30
Belleville 22	1,247	41	3.29%	38
Belleville 23	968	40	4.13%	34
Belleville 24	1,402	64	4.56%	60
Belleville 25	828	32	3.86%	28
Belleville Township	29,740	1,138	3.83%	977
Canteen 1	1,061	28	2.64%	22
Canteen 2	1,101	35	3.18%	30
Canteen 3	965	4	0.41%	3
Canteen 4	528	1	0.19%	1
Canteen 5	515	32	6.21%	25
Canteen Township	4,170	100	2.40%	81
Caseyville 1	1,117	74	6.62%	63
Caseyville 2	2,002	85	4.25%	69
Caseyville 3	1,338	72	5.38%	68
Caseyville 4	1,299	54	4.16%	52
Caseyville 5	1,661	99	5.96%	81
Caseyville 6	1,638	81	4.95%	69
Caseyville 7	1,308	69	5.28%	60
Caseyville 8	1,516	110	7.26%	98
Caseyville 9	864	37	4.28%	34
Caseyville 10	1,230	74	6.02%	64
Caseyville 11	1,100	43	3.91%	35
Caseyville 12	1,512	74	4.89%	62
Caseyville 13	960	73	7.60%	66
Caseyville 14	1,797	109	6.07%	96
Caseyville 15	1,198	27	2.25%	26
Caseyville 16	441	28	6.35%	27
Caseyville 17	905	44	4.86%	36
Caseyville 18	1,489	65	4.37%	59
Caseyville 19	763	39	5.11%	32
Caseyville 20	478	29	6.07%	25
Caseyville 21	994	57	5.73%	48
Caseyville 22	1,433	103	7.19%	84

REGISTERED VOTERS BALLOTS CAST TURNOUT GARY HURSEY

	REGISTERED VOTERS	BALLOTS CAST	TURNOUT	GARY HURSEY
Caseyville Township	27,043	1,446	5.35%	1,254
Centreville 1	1,088	1	0.09%	1
Centreville 2	1,019	13	1.28%	12
Centreville 3	1,492	7	0.47%	7
Centreville 4	845	30	3.55%	30
Centreville 5	1,309	19	1.45%	18
Centreville 6	1,233	7	0.57%	6
Centreville 7	1,806	30	1.66%	29
Centreville 8	1,101	24	2.18%	19
Centreville 9	1,534	27	1.76%	24
Centreville 10	1,164	9	0.77%	8
Centreville Township	12,591	167	1.33%	154
Engelmann 1	564	79	14.01%	70
Engelmann Township	564	79	14.01%	70
Fayetteville 1	435	63	14.48%	51
Fayetteville 2	684	104	15.20%	82
Fayetteville Township	1,119	167	14.92%	133
Freeburg 1	1,342	110	8.20%	93
Freeburg 2	1,268	128	10.09%	111
Freeburg 3	1,293	108	8.35%	96
Freeburg Township	3,903	346	8.86%	300
Lebanon 1	1,655	110	6.65%	92
Lebanon 2	806	53	6.58%	44
Lebanon 3	485	91	18.76%	81
Lebanon Township	2,946	254	8.62%	217
Lenzburg 1	668	78	11.68%	76
Lenzburg Township	668	78	11.68%	76
Marissa 1	1,582	158	9.99%	142
Marissa Township	1,582	158	9.99%	142
Mascoutah 1	1,262	106	8.40%	92
Mascoutah 2	1,834	112	6.11%	96
Mascoutah 3	2,239	136	6.07%	123
Mascoutah 4	1,482	67	4.52%	61
Mascoutah Township	6,817	421	6.18%	372
Millstadt 1	1,246	178	14.29%	151
Millstadt 2	1,610	243	15.09%	208
Millstadt 3	594	110	18.52%	98
Millstadt 4	873	105	12.03%	79
Millstadt 5	1,152	195	16.93%	158
Millstadt Township	5,475	831	15.18%	694
New Athens 1	863	82	9.50%	62
New Athens 2	1,001	120	11.99%	107
New Athens Township	1,864	202	10.84%	169
O Fallon 1	1,073	67	6.24%	63
O Fallon 2	1,114	32	2.87%	30
O Fallon 3	751	45	5.99%	39
O Fallon 4	647	52	8.04%	43
O Fallon 5	1,141	76	6.66%	64
O Fallon 6	905	45	4.97%	42
O Fallon 7	1,196	104	8.70%	94
O Fallon 8	1,502	95	6.32%	80
O Fallon 9	1,172	76	6.48%	68
O Fallon 10	1,239	46	3.71%	41
O Fallon 11	1,304	120	9.20%	106
O Fallon 12	1,503	100	6.65%	87
O Fallon 13	1,292	67	5.19%	62
O Fallon 14	849	44	5.18%	40

	REGISTERED VOTERS	BALLOTS CAST	TURNOUT	GARY HURSEY
O Fallon 15	1,459	115	7.88%	107
O Fallon 16	1,634	117	7.16%	109
O Fallon 17	1,011	40	3.96%	33
O Fallon 18	738	31	4.20%	30
O'Fallon Township	20,530	1,272	6.20%	1,138
Prairie Du Long 1	793	127	16.02%	100
Prairie Du Long 2	1,377	287	20.84%	223
Prairie Du Long Township	2,170	414	19.08%	323
St Clair 1	1,477	61	4.13%	55
St Clair 2	756	45	5.95%	38
St Clair 3	1,323	63	4.76%	52
St Clair 4	690	32	4.64%	27
St Clair 5	871	41	4.71%	37
St Clair 6	1,407	91	6.47%	82
St Clair 7	1,313	40	3.05%	37
St Clair 8	1,122	62	5.53%	53
St Clair 9	929	29	3.12%	26
St Clair 10	1,346	36	2.67%	32
St Clair 11	834	38	4.56%	28
St Clair 12	1,208	46	3.81%	41
St Clair 13	791	53	6.70%	45
St Clair 14	1,494	100	6.69%	88
St Clair 15	1,403	82	5.84%	75
St Clair 16	1,258	15	1.19%	13
St Clair 17	940	59	6.28%	54
St Clair 18	974	67	6.88%	63
St Clair 19	937	19	2.03%	17
St Clair 20	763	35	4.59%	30
St Clair 21	953	32	3.36%	24
St Clair 22	1,409	53	3.76%	46
St Clair 23	1,616	89	5.51%	82
St Clair 24	1,764	53	3.00%	44
St. Clair Township	27,578	1,241	4.50%	1,089
Shiloh Valley 1	1,578	73	4.63%	63
Shiloh Valley 2	1,678	36	2.15%	27
Shiloh Valley 3	1,198	64	5.34%	57
Shiloh Valley 4	818	65	7.95%	57
Shiloh Valley 5	1,623	58	3.57%	50
Shiloh Valley Township	6,895	296	4.29%	254
Smithton 1	1,354	202	14.92%	165
Smithton 2	820	98	11.95%	81
Smithton 3	1,225	137	11.18%	115
Smithton Township	3,399	437	12.86%	361
Stites 1	363	0	0.00%	0
Stites Township	363	0	0.00%	0
Stookey 1	1,766	233	13.19%	190
Stookey 2	1,258	57	4.53%	51
Stookey 3	892	38	4.26%	38
Stookey 4	672	19	2.83%	15
Stookey 5	1,408	62	4.40%	56
Stookey 6	957	53	5.54%	43
Stookey 7	940	29	3.09%	25
Stookey Township	7,893	491	6.22%	418
Sugar Loaf 1	1,253	119	9.50%	104
Sugar Loaf 2	623	50	8.03%	45
Sugar Loaf 3	1,353	86	6.36%	71

	REGISTERED VOTERS	BALLOTS CAST	TURNOUT	GARY HURSEY
Sugar Loaf 4	737	44	5.97%	35
Sugar Loaf 5	924	66	7.14%	58
Sugar Loaf Township	4,890	365	7.46%	313
ST. CLAIR COUNTY, ILLINOIS	172,200	9,903	5.75%	8,535
Precinct 1	1,226	0	0.00%	0
Precinct 2	895	1	0.11%	1
Precinct 3	1,350	6	0.44%	5
Precinct 4	1,220	4	0.33%	3
Precinct 5	1,126	4	0.36%	2
Precinct 6	954	1	0.10%	1
Precinct 7	1,642	3	0.18%	2
Precinct 8	1,176	1	0.09%	1
Precinct 9	713	1	0.14%	1
Precinct 10	1,004	1	0.10%	0
Precinct 11	1,279	0	0.00%	0
Precinct 12	968	3	0.31%	2
Precinct 13	1,165	3	0.26%	2
City of E. St. Louis	14,718	28	0.19%	20
CITY OF E. ST. LOUIS ELECTION COMMISSION	14,718	28	0.19%	20
Total	186,918	9,931	5.31%	8,555

GENERAL PRIMARY
Tuesday, March 17, 2026

ST. CLAIR COUNTY
FOR COUNTY TREASURER
(Vote for ONE)

	REGISTERED VOTERS	BALLOTS CAST	TURNOUT	MYKI RHODES
Belleville 1	1,224	50	4.08%	39
Belleville 2	1,187	37	3.12%	32
Belleville 3	1,305	58	4.44%	52
Belleville 4	1,231	49	3.98%	44
Belleville 5	1,487	118	7.94%	94
Belleville 6	731	21	2.87%	18
Belleville 7	1,433	56	3.91%	48
Belleville 8	1,065	50	4.69%	37
Belleville 9	912	32	3.51%	27
Belleville 10	1,145	56	4.89%	41
Belleville 11	1,525	43	2.82%	36
Belleville 12	1,310	33	2.52%	29
Belleville 13	892	25	2.80%	21
Belleville 14	977	19	1.94%	16
Belleville 15	1,295	17	1.31%	13
Belleville 16	1,144	58	5.07%	52
Belleville 17	1,119	60	5.36%	49
Belleville 18	1,006	29	2.88%	28
Belleville 19	1,661	71	4.27%	60
Belleville 20	1,495	40	2.68%	34
Belleville 21	1,151	39	3.39%	27
Belleville 22	1,247	41	3.29%	35
Belleville 23	968	40	4.13%	34
Belleville 24	1,402	64	4.56%	58
Belleville 25	828	32	3.86%	26
Belleville Township	29,740	1,138	3.83%	950
Canteen 1	1,061	28	2.64%	20
Canteen 2	1,101	35	3.18%	30
Canteen 3	965	4	0.41%	3
Canteen 4	528	1	0.19%	1
Canteen 5	515	32	6.21%	25
Canteen Township	4,170	100	2.40%	79
Caseyville 1	1,117	74	6.62%	61
Caseyville 2	2,002	85	4.25%	66
Caseyville 3	1,338	72	5.38%	67
Caseyville 4	1,299	54	4.16%	50
Caseyville 5	1,661	99	5.96%	79
Caseyville 6	1,638	81	4.95%	65
Caseyville 7	1,308	69	5.28%	57
Caseyville 8	1,516	110	7.26%	98
Caseyville 9	864	37	4.28%	32
Caseyville 10	1,230	74	6.02%	63
Caseyville 11	1,100	43	3.91%	35
Caseyville 12	1,512	74	4.89%	61
Caseyville 13	960	73	7.60%	64
Caseyville 14	1,797	109	6.07%	94
Caseyville 15	1,198	27	2.25%	25
Caseyville 16	441	28	6.35%	27
Caseyville 17	905	44	4.86%	35
Caseyville 18	1,489	65	4.37%	58
Caseyville 19	763	39	5.11%	30
Caseyville 20	478	29	6.07%	25
Caseyville 21	994	57	5.73%	48
Caseyville 22	1,433	103	7.19%	81

REGISTERED VOTERS BALLOTS CAST TURNOUT MYKI RHODES

	REGISTERED VOTERS	BALLOTS CAST	TURNOUT	MYKI RHODES
Caseyville Township	27,043	1,446	5.35%	1,221
Centreville 1	1,088	1	0.09%	0
Centreville 2	1,019	13	1.28%	12
Centreville 3	1,492	7	0.47%	7
Centreville 4	845	30	3.55%	30
Centreville 5	1,309	19	1.45%	18
Centreville 6	1,233	7	0.57%	5
Centreville 7	1,806	30	1.66%	29
Centreville 8	1,101	24	2.18%	17
Centreville 9	1,534	27	1.76%	24
Centreville 10	1,164	9	0.77%	7
Centreville Township	12,591	167	1.33%	149
Engelmann 1	564	79	14.01%	69
Engelmann Township	564	79	14.01%	69
Fayetteville 1	435	63	14.48%	47
Fayetteville 2	684	104	15.20%	80
Fayetteville Township	1,119	167	14.92%	127
Freeburg 1	1,342	110	8.20%	93
Freeburg 2	1,268	128	10.09%	111
Freeburg 3	1,293	108	8.35%	97
Freeburg Township	3,903	346	8.86%	301
Lebanon 1	1,655	110	6.65%	88
Lebanon 2	806	53	6.58%	43
Lebanon 3	485	91	18.76%	80
Lebanon Township	2,946	254	8.62%	211
Lenzburg 1	668	78	11.68%	76
Lenzburg Township	668	78	11.68%	76
Marissa 1	1,582	158	9.99%	136
Marissa Township	1,582	158	9.99%	136
Mascoutah 1	1,262	106	8.40%	93
Mascoutah 2	1,834	112	6.11%	99
Mascoutah 3	2,239	136	6.07%	120
Mascoutah 4	1,482	67	4.52%	61
Mascoutah Township	6,817	421	6.18%	373
Millstadt 1	1,246	178	14.29%	150
Millstadt 2	1,610	243	15.09%	206
Millstadt 3	594	110	18.52%	92
Millstadt 4	873	105	12.03%	76
Millstadt 5	1,152	195	16.93%	159
Millstadt Township	5,475	831	15.18%	683
New Athens 1	863	82	9.50%	63
New Athens 2	1,001	120	11.99%	105
New Athens Township	1,864	202	10.84%	168
O Fallon 1	1,073	67	6.24%	59
O Fallon 2	1,114	32	2.87%	28
O Fallon 3	751	45	5.99%	33
O Fallon 4	647	52	8.04%	42
O Fallon 5	1,141	76	6.66%	61
O Fallon 6	905	45	4.97%	42
O Fallon 7	1,196	104	8.70%	90
O Fallon 8	1,502	95	6.32%	79
O Fallon 9	1,172	76	6.48%	63
O Fallon 10	1,239	46	3.71%	39
O Fallon 11	1,304	120	9.20%	104
O Fallon 12	1,503	100	6.65%	84
O Fallon 13	1,292	67	5.19%	61
O Fallon 14	849	44	5.18%	36

	REGISTERED VOTERS	BALLOTS CAST	TURNOUT	MYKI RHODES
O Fallon 15	1,459	115	7.88%	101
O Fallon 16	1,634	117	7.16%	105
O Fallon 17	1,011	40	3.96%	32
O Fallon 18	738	31	4.20%	29
O'Fallon Township	20,530	1,272	6.20%	1,088
Prairie Du Long 1	793	127	16.02%	97
Prairie Du Long 2	1,377	287	20.84%	222
Prairie Du Long Township	2,170	414	19.08%	319
St Clair 1	1,477	61	4.13%	52
St Clair 2	756	45	5.95%	37
St Clair 3	1,323	63	4.76%	54
St Clair 4	690	32	4.64%	26
St Clair 5	871	41	4.71%	38
St Clair 6	1,407	91	6.47%	82
St Clair 7	1,313	40	3.05%	37
St Clair 8	1,122	62	5.53%	51
St Clair 9	929	29	3.12%	26
St Clair 10	1,346	36	2.67%	30
St Clair 11	834	38	4.56%	28
St Clair 12	1,208	46	3.81%	41
St Clair 13	791	53	6.70%	46
St Clair 14	1,494	100	6.69%	86
St Clair 15	1,403	82	5.84%	73
St Clair 16	1,258	15	1.19%	13
St Clair 17	940	59	6.28%	55
St Clair 18	974	67	6.88%	60
St Clair 19	937	19	2.03%	16
St Clair 20	763	35	4.59%	30
St Clair 21	953	32	3.36%	19
St Clair 22	1,409	53	3.76%	43
St Clair 23	1,616	89	5.51%	80
St Clair 24	1,764	53	3.00%	42
St. Clair Township	27,578	1,241	4.50%	1,065
Shiloh Valley 1	1,578	73	4.63%	57
Shiloh Valley 2	1,678	36	2.15%	28
Shiloh Valley 3	1,198	64	5.34%	56
Shiloh Valley 4	818	65	7.95%	57
Shiloh Valley 5	1,623	58	3.57%	49
Shiloh Valley Township	6,895	296	4.29%	247
Smithton 1	1,354	202	14.92%	163
Smithton 2	820	98	11.95%	83
Smithton 3	1,225	137	11.18%	114
Smithton Township	3,399	437	12.86%	360
Stites 1	363	0	0.00%	0
Stites Township	363	0	0.00%	0
Stookey 1	1,766	233	13.19%	187
Stookey 2	1,258	57	4.53%	51
Stookey 3	892	38	4.26%	36
Stookey 4	672	19	2.83%	15
Stookey 5	1,408	62	4.40%	57
Stookey 6	957	53	5.54%	43
Stookey 7	940	29	3.09%	25
Stookey Township	7,893	491	6.22%	414
Sugar Loaf 1	1,253	119	9.50%	104
Sugar Loaf 2	623	50	8.03%	44
Sugar Loaf 3	1,353	86	6.36%	72

	REGISTERED VOTERS	BALLOTS CAST	TURNOUT	MYKI RHODES
Sugar Loaf 4	737	44	5.97%	35
Sugar Loaf 5	924	66	7.14%	57
Sugar Loaf Township	4,890	365	7.46%	312
ST. CLAIR COUNTY, ILLINOIS	172,200	9,903	5.75%	8,348
Precinct 1	1,226	0	0.00%	0
Precinct 2	895	1	0.11%	1
Precinct 3	1,350	6	0.44%	5
Precinct 4	1,220	4	0.33%	3
Precinct 5	1,126	4	0.36%	3
Precinct 6	954	1	0.10%	1
Precinct 7	1,642	3	0.18%	2
Precinct 8	1,176	1	0.09%	1
Precinct 9	713	1	0.14%	1
Precinct 10	1,004	1	0.10%	0
Precinct 11	1,279	0	0.00%	0
Precinct 12	968	3	0.31%	2
Precinct 13	1,165	3	0.26%	3
City of E. St. Louis	14,718	28	0.19%	22
CITY OF E. ST. LOUIS ELECTION COMMISSION	14,718	28	0.19%	22
Total	186,918	9,931	5.31%	8,370

GENERAL PRIMARY
Tuesday, March 17, 2026

ST. CLAIR COUNTY
FOR COUNTY SHERIFF
(Vote for ONE)

	REGISTERED VOTERS	BALLOTS CAST	TURNOUT	NO CANDIDATE
Belleville 1	1,224	50	4.08%	0
Belleville 2	1,187	37	3.12%	0
Belleville 3	1,305	58	4.44%	0
Belleville 4	1,231	49	3.98%	0
Belleville 5	1,487	118	7.94%	0
Belleville 6	731	21	2.87%	0
Belleville 7	1,433	56	3.91%	0
Belleville 8	1,065	50	4.69%	0
Belleville 9	912	32	3.51%	0
Belleville 10	1,145	56	4.89%	0
Belleville 11	1,525	43	2.82%	0
Belleville 12	1,310	33	2.52%	0
Belleville 13	892	25	2.80%	0
Belleville 14	977	19	1.94%	0
Belleville 15	1,295	17	1.31%	0
Belleville 16	1,144	58	5.07%	0
Belleville 17	1,119	60	5.36%	0
Belleville 18	1,006	29	2.88%	0
Belleville 19	1,661	71	4.27%	0
Belleville 20	1,495	40	2.68%	0
Belleville 21	1,151	39	3.39%	0
Belleville 22	1,247	41	3.29%	0
Belleville 23	968	40	4.13%	0
Belleville 24	1,402	64	4.56%	0
Belleville 25	828	32	3.86%	0
Belleville Township	29,740	1,138	3.83%	0
Canteen 1	1,061	28	2.64%	0
Canteen 2	1,101	35	3.18%	0
Canteen 3	965	4	0.41%	0
Canteen 4	528	1	0.19%	0
Canteen 5	515	32	6.21%	0
Canteen Township	4,170	100	2.40%	0
Caseyville 1	1,117	74	6.62%	0
Caseyville 2	2,002	85	4.25%	0
Caseyville 3	1,338	72	5.38%	0
Caseyville 4	1,299	54	4.16%	0
Caseyville 5	1,661	99	5.96%	0
Caseyville 6	1,638	81	4.95%	0
Caseyville 7	1,308	69	5.28%	0
Caseyville 8	1,516	110	7.26%	0
Caseyville 9	864	37	4.28%	0
Caseyville 10	1,230	74	6.02%	0
Caseyville 11	1,100	43	3.91%	0
Caseyville 12	1,512	74	4.89%	0
Caseyville 13	960	73	7.60%	0
Caseyville 14	1,797	109	6.07%	0
Caseyville 15	1,198	27	2.25%	0
Caseyville 16	441	28	6.35%	0
Caseyville 17	905	44	4.86%	0
Caseyville 18	1,489	65	4.37%	0
Caseyville 19	763	39	5.11%	0
Caseyville 20	478	29	6.07%	0
Caseyville 21	994	57	5.73%	0
Caseyville 22	1,433	103	7.19%	0

	REGISTERED VOTERS	BALLOTS CAST	TURNOUT	NO CANDIDATE
Caseyville Township	27,043	1,446	5.35%	0
Centreville 1	1,088	1	0.09%	0
Centreville 2	1,019	13	1.28%	0
Centreville 3	1,492	7	0.47%	0
Centreville 4	845	30	3.55%	0
Centreville 5	1,309	19	1.45%	0
Centreville 6	1,233	7	0.57%	0
Centreville 7	1,806	30	1.66%	0
Centreville 8	1,101	24	2.18%	0
Centreville 9	1,534	27	1.76%	0
Centreville 10	1,164	9	0.77%	0
Centreville Township	12,591	167	1.33%	0
Engelmann 1	564	79	14.01%	0
Engelmann Township	564	79	14.01%	0
Fayetteville 1	435	63	14.48%	0
Fayetteville 2	684	104	15.20%	0
Fayetteville Township	1,119	167	14.92%	0
Freeburg 1	1,342	110	8.20%	0
Freeburg 2	1,268	128	10.09%	0
Freeburg 3	1,293	108	8.35%	0
Freeburg Township	3,903	346	8.86%	0
Lebanon 1	1,655	110	6.65%	0
Lebanon 2	806	53	6.58%	0
Lebanon 3	485	91	18.76%	0
Lebanon Township	2,946	254	8.62%	0
Lenzburg 1	668	78	11.68%	0
Lenzburg Township	668	78	11.68%	0
Marissa 1	1,582	158	9.99%	0
Marissa Township	1,582	158	9.99%	0
Mascoutah 1	1,262	106	8.40%	0
Mascoutah 2	1,834	112	6.11%	0
Mascoutah 3	2,239	136	6.07%	0
Mascoutah 4	1,482	67	4.52%	0
Mascoutah Township	6,817	421	6.18%	0
Millstadt 1	1,246	178	14.29%	0
Millstadt 2	1,610	243	15.09%	0
Millstadt 3	594	110	18.52%	0
Millstadt 4	873	105	12.03%	0
Millstadt 5	1,152	195	16.93%	0
Millstadt Township	5,475	831	15.18%	0
New Athens 1	863	82	9.50%	0
New Athens 2	1,001	120	11.99%	0
New Athens Township	1,864	202	10.84%	0
O Fallon 1	1,073	67	6.24%	0
O Fallon 2	1,114	32	2.87%	0
O Fallon 3	751	45	5.99%	0
O Fallon 4	647	52	8.04%	0
O Fallon 5	1,141	76	6.66%	0
O Fallon 6	905	45	4.97%	0
O Fallon 7	1,196	104	8.70%	0
O Fallon 8	1,502	95	6.32%	0
O Fallon 9	1,172	76	6.48%	0
O Fallon 10	1,239	46	3.71%	0
O Fallon 11	1,304	120	9.20%	0
O Fallon 12	1,503	100	6.65%	0
O Fallon 13	1,292	67	5.19%	0
O Fallon 14	849	44	5.18%	0

	REGISTERED VOTERS	BALLOTS CAST	TURNOUT	NO CANDIDATE
O Fallon 15	1,459	115	7.88%	0
O Fallon 16	1,634	117	7.16%	0
O Fallon 17	1,011	40	3.96%	0
O Fallon 18	738	31	4.20%	0
O'Fallon Township	20,530	1,272	6.20%	0
Prairie Du Long 1	793	127	16.02%	0
Prairie Du Long 2	1,377	287	20.84%	0
Prairie Du Long Township	2,170	414	19.08%	0
St Clair 1	1,477	61	4.13%	0
St Clair 2	756	45	5.95%	0
St Clair 3	1,323	63	4.76%	0
St Clair 4	690	32	4.64%	0
St Clair 5	871	41	4.71%	0
St Clair 6	1,407	91	6.47%	0
St Clair 7	1,313	40	3.05%	0
St Clair 8	1,122	62	5.53%	0
St Clair 9	929	29	3.12%	0
St Clair 10	1,346	36	2.67%	0
St Clair 11	834	38	4.56%	0
St Clair 12	1,208	46	3.81%	0
St Clair 13	791	53	6.70%	0
St Clair 14	1,494	100	6.69%	0
St Clair 15	1,403	82	5.84%	0
St Clair 16	1,258	15	1.19%	0
St Clair 17	940	59	6.28%	0
St Clair 18	974	67	6.88%	0
St Clair 19	937	19	2.03%	0
St Clair 20	763	35	4.59%	0
St Clair 21	953	32	3.36%	0
St Clair 22	1,409	53	3.76%	0
St Clair 23	1,616	89	5.51%	0
St Clair 24	1,764	53	3.00%	0
St. Clair Township	27,578	1,241	4.50%	0
Shiloh Valley 1	1,578	73	4.63%	0
Shiloh Valley 2	1,678	36	2.15%	0
Shiloh Valley 3	1,198	64	5.34%	0
Shiloh Valley 4	818	65	7.95%	0
Shiloh Valley 5	1,623	58	3.57%	0
Shiloh Valley Township	6,895	296	4.29%	0
Smithton 1	1,354	202	14.92%	0
Smithton 2	820	98	11.95%	0
Smithton 3	1,225	137	11.18%	0
Smithton Township	3,399	437	12.86%	0
Stites 1	363	0	0.00%	0
Stites Township	363	0	0.00%	0
Stookey 1	1,766	233	13.19%	0
Stookey 2	1,258	57	4.53%	0
Stookey 3	892	38	4.26%	0
Stookey 4	672	19	2.83%	0
Stookey 5	1,408	62	4.40%	0
Stookey 6	957	53	5.54%	0
Stookey 7	940	29	3.09%	0
Stookey Township	7,893	491	6.22%	0
Sugar Loaf 1	1,253	119	9.50%	0
Sugar Loaf 2	623	50	8.03%	0
Sugar Loaf 3	1,353	86	6.36%	0

	REGISTERED VOTERS	BALLOTS CAST	TURNOUT	NO CANDIDATE
Sugar Loaf 4	737	44	5.97%	0
Sugar Loaf 5	924	66	7.14%	0
Sugar Loaf Township	4,890	365	7.46%	0
ST. CLAIR COUNTY, ILLINOIS	172,200	9,903	5.75%	0
Precinct 1	1,226	0	0.00%	0
Precinct 2	895	1	0.11%	0
Precinct 3	1,350	6	0.44%	0
Precinct 4	1,220	4	0.33%	0
Precinct 5	1,126	4	0.36%	0
Precinct 6	954	1	0.10%	0
Precinct 7	1,642	3	0.18%	0
Precinct 8	1,176	1	0.09%	0
Precinct 9	713	1	0.14%	0
Precinct 10	1,004	1	0.10%	0
Precinct 11	1,279	0	0.00%	0
Precinct 12	968	3	0.31%	0
Precinct 13	1,165	3	0.26%	0
City of E. St. Louis	14,718	28	0.19%	0
CITY OF E. ST. LOUIS ELECTION COMMISSION	14,718	28	0.19%	0
Total	186,918	9,931	5.31%	0

GENERAL PRIMARY
Tuesday, March 17, 2026

ST. CLAIR COUNTY
FOR COUNTY ASSESSOR
(Vote for ONE)

	REGISTERED VOTERS	BALLOTS CAST	TURNOUT	NO CANDIDATE
Belleville 1	1,224	50	4.08%	0
Belleville 2	1,187	37	3.12%	0
Belleville 3	1,305	58	4.44%	0
Belleville 4	1,231	49	3.98%	0
Belleville 5	1,487	118	7.94%	0
Belleville 6	731	21	2.87%	0
Belleville 7	1,433	56	3.91%	0
Belleville 8	1,065	50	4.69%	0
Belleville 9	912	32	3.51%	0
Belleville 10	1,145	56	4.89%	0
Belleville 11	1,525	43	2.82%	0
Belleville 12	1,310	33	2.52%	0
Belleville 13	892	25	2.80%	0
Belleville 14	977	19	1.94%	0
Belleville 15	1,295	17	1.31%	0
Belleville 16	1,144	58	5.07%	0
Belleville 17	1,119	60	5.36%	0
Belleville 18	1,006	29	2.88%	0
Belleville 19	1,661	71	4.27%	0
Belleville 20	1,495	40	2.68%	0
Belleville 21	1,151	39	3.39%	0
Belleville 22	1,247	41	3.29%	0
Belleville 23	968	40	4.13%	0
Belleville 24	1,402	64	4.56%	0
Belleville 25	828	32	3.86%	0
Belleville Township	29,740	1,138	3.83%	0
Canteen 1	1,061	28	2.64%	0
Canteen 2	1,101	35	3.18%	0
Canteen 3	965	4	0.41%	0
Canteen 4	528	1	0.19%	0
Canteen 5	515	32	6.21%	0
Canteen Township	4,170	100	2.40%	0
Caseyville 1	1,117	74	6.62%	0
Caseyville 2	2,002	85	4.25%	0
Caseyville 3	1,338	72	5.38%	0
Caseyville 4	1,299	54	4.16%	0
Caseyville 5	1,661	99	5.96%	0
Caseyville 6	1,638	81	4.95%	0
Caseyville 7	1,308	69	5.28%	0
Caseyville 8	1,516	110	7.26%	0
Caseyville 9	864	37	4.28%	0
Caseyville 10	1,230	74	6.02%	0
Caseyville 11	1,100	43	3.91%	0
Caseyville 12	1,512	74	4.89%	0
Caseyville 13	960	73	7.60%	0
Caseyville 14	1,797	109	6.07%	0
Caseyville 15	1,198	27	2.25%	0
Caseyville 16	441	28	6.35%	0
Caseyville 17	905	44	4.86%	0
Caseyville 18	1,489	65	4.37%	0
Caseyville 19	763	39	5.11%	0
Caseyville 20	478	29	6.07%	0
Caseyville 21	994	57	5.73%	0
Caseyville 22	1,433	103	7.19%	0

	REGISTERED VOTERS	BALLOTS CAST	TURNOUT	NO CANDIDATE
Caseyville Township	27,043	1,446	5.35%	0
Centreville 1	1,088	1	0.09%	0
Centreville 2	1,019	13	1.28%	0
Centreville 3	1,492	7	0.47%	0
Centreville 4	845	30	3.55%	0
Centreville 5	1,309	19	1.45%	0
Centreville 6	1,233	7	0.57%	0
Centreville 7	1,806	30	1.66%	0
Centreville 8	1,101	24	2.18%	0
Centreville 9	1,534	27	1.76%	0
Centreville 10	1,164	9	0.77%	0
Centreville Township	12,591	167	1.33%	0
Engelmann 1	564	79	14.01%	0
Engelmann Township	564	79	14.01%	0
Fayetteville 1	435	63	14.48%	0
Fayetteville 2	684	104	15.20%	0
Fayetteville Township	1,119	167	14.92%	0
Freeburg 1	1,342	110	8.20%	0
Freeburg 2	1,268	128	10.09%	0
Freeburg 3	1,293	108	8.35%	0
Freeburg Township	3,903	346	8.86%	0
Lebanon 1	1,655	110	6.65%	0
Lebanon 2	806	53	6.58%	0
Lebanon 3	485	91	18.76%	0
Lebanon Township	2,946	254	8.62%	0
Lenzburg 1	668	78	11.68%	0
Lenzburg Township	668	78	11.68%	0
Marissa 1	1,582	158	9.99%	0
Marissa Township	1,582	158	9.99%	0
Mascoutah 1	1,262	106	8.40%	0
Mascoutah 2	1,834	112	6.11%	0
Mascoutah 3	2,239	136	6.07%	0
Mascoutah 4	1,482	67	4.52%	0
Mascoutah Township	6,817	421	6.18%	0
Millstadt 1	1,246	178	14.29%	0
Millstadt 2	1,610	243	15.09%	0
Millstadt 3	594	110	18.52%	0
Millstadt 4	873	105	12.03%	0
Millstadt 5	1,152	195	16.93%	0
Millstadt Township	5,475	831	15.18%	0
New Athens 1	863	82	9.50%	0
New Athens 2	1,001	120	11.99%	0
New Athens Township	1,864	202	10.84%	0
O Fallon 1	1,073	67	6.24%	0
O Fallon 2	1,114	32	2.87%	0
O Fallon 3	751	45	5.99%	0
O Fallon 4	647	52	8.04%	0
O Fallon 5	1,141	76	6.66%	0
O Fallon 6	905	45	4.97%	0
O Fallon 7	1,196	104	8.70%	0
O Fallon 8	1,502	95	6.32%	0
O Fallon 9	1,172	76	6.48%	0
O Fallon 10	1,239	46	3.71%	0
O Fallon 11	1,304	120	9.20%	0
O Fallon 12	1,503	100	6.65%	0
O Fallon 13	1,292	67	5.19%	0
O Fallon 14	849	44	5.18%	0

	REGISTERED VOTERS	BALLOTS CAST	TURNOUT	NO CANDIDATE
O Fallon 15	1,459	115	7.88%	0
O Fallon 16	1,634	117	7.16%	0
O Fallon 17	1,011	40	3.96%	0
O Fallon 18	738	31	4.20%	0
O'Fallon Township	20,530	1,272	6.20%	0
Prairie Du Long 1	793	127	16.02%	0
Prairie Du Long 2	1,377	287	20.84%	0
Prairie Du Long Township	2,170	414	19.08%	0
St Clair 1	1,477	61	4.13%	0
St Clair 2	756	45	5.95%	0
St Clair 3	1,323	63	4.76%	0
St Clair 4	690	32	4.64%	0
St Clair 5	871	41	4.71%	0
St Clair 6	1,407	91	6.47%	0
St Clair 7	1,313	40	3.05%	0
St Clair 8	1,122	62	5.53%	0
St Clair 9	929	29	3.12%	0
St Clair 10	1,346	36	2.67%	0
St Clair 11	834	38	4.56%	0
St Clair 12	1,208	46	3.81%	0
St Clair 13	791	53	6.70%	0
St Clair 14	1,494	100	6.69%	0
St Clair 15	1,403	82	5.84%	0
St Clair 16	1,258	15	1.19%	0
St Clair 17	940	59	6.28%	0
St Clair 18	974	67	6.88%	0
St Clair 19	937	19	2.03%	0
St Clair 20	763	35	4.59%	0
St Clair 21	953	32	3.36%	0
St Clair 22	1,409	53	3.76%	0
St Clair 23	1,616	89	5.51%	0
St Clair 24	1,764	53	3.00%	0
St. Clair Township	27,578	1,241	4.50%	0
Shiloh Valley 1	1,578	73	4.63%	0
Shiloh Valley 2	1,678	36	2.15%	0
Shiloh Valley 3	1,198	64	5.34%	0
Shiloh Valley 4	818	65	7.95%	0
Shiloh Valley 5	1,623	58	3.57%	0
Shiloh Valley Township	6,895	296	4.29%	0
Smithton 1	1,354	202	14.92%	0
Smithton 2	820	98	11.95%	0
Smithton 3	1,225	137	11.18%	0
Smithton Township	3,399	437	12.86%	0
Stites 1	363	0	0.00%	0
Stites Township	363	0	0.00%	0
Stookey 1	1,766	233	13.19%	0
Stookey 2	1,258	57	4.53%	0
Stookey 3	892	38	4.26%	0
Stookey 4	672	19	2.83%	0
Stookey 5	1,408	62	4.40%	0
Stookey 6	957	53	5.54%	0
Stookey 7	940	29	3.09%	0
Stookey Township	7,893	491	6.22%	0
Sugar Loaf 1	1,253	119	9.50%	0
Sugar Loaf 2	623	50	8.03%	0
Sugar Loaf 3	1,353	86	6.36%	0

	REGISTERED VOTERS	BALLOTS CAST	TURNOUT	NO CANDIDATE
Sugar Loaf 4	737	44	5.97%	0
Sugar Loaf 5	924	66	7.14%	0
Sugar Loaf Township	4,890	365	7.46%	0
ST. CLAIR COUNTY, ILLINOIS	172,200	9,903	5.75%	0
Precinct 1	1,226	0	0.00%	0
Precinct 2	895	1	0.11%	0
Precinct 3	1,350	6	0.44%	0
Precinct 4	1,220	4	0.33%	0
Precinct 5	1,126	4	0.36%	0
Precinct 6	954	1	0.10%	0
Precinct 7	1,642	3	0.18%	0
Precinct 8	1,176	1	0.09%	0
Precinct 9	713	1	0.14%	0
Precinct 10	1,004	1	0.10%	0
Precinct 11	1,279	0	0.00%	0
Precinct 12	968	3	0.31%	0
Precinct 13	1,165	3	0.26%	0
City of E. St. Louis	14,718	28	0.19%	0
CITY OF E. ST. LOUIS ELECTION COMMISSION	14,718	28	0.19%	0
Total	186,918	9,931	5.31%	0

GENERAL PRIMARY
Tuesday, March 17, 2026

ST. CLAIR COUNTY
FOR COUNTY BOARD OF REVIEW
(Vote for ONE)

	REGISTERED VOTERS	BALLOTS CAST	TURNOUT	BRIAN TRISKA
Belleville 1	1,224	50	4.08%	41
Belleville 2	1,187	37	3.12%	32
Belleville 3	1,305	58	4.44%	52
Belleville 4	1,231	49	3.98%	42
Belleville 5	1,487	118	7.94%	96
Belleville 6	731	21	2.87%	17
Belleville 7	1,433	56	3.91%	45
Belleville 8	1,065	50	4.69%	33
Belleville 9	912	32	3.51%	28
Belleville 10	1,145	56	4.89%	43
Belleville 11	1,525	43	2.82%	36
Belleville 12	1,310	33	2.52%	31
Belleville 13	892	25	2.80%	23
Belleville 14	977	19	1.94%	17
Belleville 15	1,295	17	1.31%	14
Belleville 16	1,144	58	5.07%	53
Belleville 17	1,119	60	5.36%	51
Belleville 18	1,006	29	2.88%	28
Belleville 19	1,661	71	4.27%	62
Belleville 20	1,495	40	2.68%	35
Belleville 21	1,151	39	3.39%	27
Belleville 22	1,247	41	3.29%	36
Belleville 23	968	40	4.13%	34
Belleville 24	1,402	64	4.56%	59
Belleville 25	828	32	3.86%	26
Belleville Township	29,740	1,138	3.83%	961
Canteen 1	1,061	28	2.64%	21
Canteen 2	1,101	35	3.18%	29
Canteen 3	965	4	0.41%	3
Canteen 4	528	1	0.19%	1
Canteen 5	515	32	6.21%	23
Canteen Township	4,170	100	2.40%	77
Caseyville 1	1,117	74	6.62%	62
Caseyville 2	2,002	85	4.25%	70
Caseyville 3	1,338	72	5.38%	68
Caseyville 4	1,299	54	4.16%	51
Caseyville 5	1,661	99	5.96%	80
Caseyville 6	1,638	81	4.95%	67
Caseyville 7	1,308	69	5.28%	58
Caseyville 8	1,516	110	7.26%	96
Caseyville 9	864	37	4.28%	34
Caseyville 10	1,230	74	6.02%	63
Caseyville 11	1,100	43	3.91%	37
Caseyville 12	1,512	74	4.89%	63
Caseyville 13	960	73	7.60%	63
Caseyville 14	1,797	109	6.07%	95
Caseyville 15	1,198	27	2.25%	26
Caseyville 16	441	28	6.35%	27
Caseyville 17	905	44	4.86%	36
Caseyville 18	1,489	65	4.37%	57
Caseyville 19	763	39	5.11%	31
Caseyville 20	478	29	6.07%	25
Caseyville 21	994	57	5.73%	49
Caseyville 22	1,433	103	7.19%	79

REGISTERED VOTERS BALLOTS CAST TURNOUT BRIAN TRISKA

	REGISTERED VOTERS	BALLOTS CAST	TURNOUT	BRIAN TRISKA
Caseyville Township	27,043	1,446	5.35%	1,237
Centreville 1	1,088	1	0.09%	0
Centreville 2	1,019	13	1.28%	12
Centreville 3	1,492	7	0.47%	7
Centreville 4	845	30	3.55%	28
Centreville 5	1,309	19	1.45%	18
Centreville 6	1,233	7	0.57%	6
Centreville 7	1,806	30	1.66%	29
Centreville 8	1,101	24	2.18%	19
Centreville 9	1,534	27	1.76%	23
Centreville 10	1,164	9	0.77%	8
Centreville Township	12,591	167	1.33%	150
Engelmann 1	564	79	14.01%	68
Engelmann Township	564	79	14.01%	68
Fayetteville 1	435	63	14.48%	49
Fayetteville 2	684	104	15.20%	81
Fayetteville Township	1,119	167	14.92%	130
Freeburg 1	1,342	110	8.20%	95
Freeburg 2	1,268	128	10.09%	111
Freeburg 3	1,293	108	8.35%	96
Freeburg Township	3,903	346	8.86%	302
Lebanon 1	1,655	110	6.65%	86
Lebanon 2	806	53	6.58%	44
Lebanon 3	485	91	18.76%	78
Lebanon Township	2,946	254	8.62%	208
Lenzburg 1	668	78	11.68%	75
Lenzburg Township	668	78	11.68%	75
Marissa 1	1,582	158	9.99%	136
Marissa Township	1,582	158	9.99%	136
Mascoutah 1	1,262	106	8.40%	92
Mascoutah 2	1,834	112	6.11%	95
Mascoutah 3	2,239	136	6.07%	122
Mascoutah 4	1,482	67	4.52%	61
Mascoutah Township	6,817	421	6.18%	370
Millstadt 1	1,246	178	14.29%	157
Millstadt 2	1,610	243	15.09%	212
Millstadt 3	594	110	18.52%	95
Millstadt 4	873	105	12.03%	78
Millstadt 5	1,152	195	16.93%	160
Millstadt Township	5,475	831	15.18%	702
New Athens 1	863	82	9.50%	62
New Athens 2	1,001	120	11.99%	104
New Athens Township	1,864	202	10.84%	166
O Fallon 1	1,073	67	6.24%	60
O Fallon 2	1,114	32	2.87%	28
O Fallon 3	751	45	5.99%	32
O Fallon 4	647	52	8.04%	42
O Fallon 5	1,141	76	6.66%	63
O Fallon 6	905	45	4.97%	41
O Fallon 7	1,196	104	8.70%	91
O Fallon 8	1,502	95	6.32%	76
O Fallon 9	1,172	76	6.48%	64
O Fallon 10	1,239	46	3.71%	41
O Fallon 11	1,304	120	9.20%	104
O Fallon 12	1,503	100	6.65%	86
O Fallon 13	1,292	67	5.19%	63
O Fallon 14	849	44	5.18%	38

	REGISTERED VOTERS	BALLOTS CAST	TURNOUT	BRIAN TRISKA
O Fallon 15	1,459	115	7.88%	105
O Fallon 16	1,634	117	7.16%	107
O Fallon 17	1,011	40	3.96%	34
O Fallon 18	738	31	4.20%	28
O'Fallon Township	20,530	1,272	6.20%	1,103
Prairie Du Long 1	793	127	16.02%	96
Prairie Du Long 2	1,377	287	20.84%	223
Prairie Du Long Township	2,170	414	19.08%	319
St Clair 1	1,477	61	4.13%	52
St Clair 2	756	45	5.95%	37
St Clair 3	1,323	63	4.76%	55
St Clair 4	690	32	4.64%	27
St Clair 5	871	41	4.71%	38
St Clair 6	1,407	91	6.47%	82
St Clair 7	1,313	40	3.05%	36
St Clair 8	1,122	62	5.53%	52
St Clair 9	929	29	3.12%	27
St Clair 10	1,346	36	2.67%	30
St Clair 11	834	38	4.56%	28
St Clair 12	1,208	46	3.81%	41
St Clair 13	791	53	6.70%	49
St Clair 14	1,494	100	6.69%	87
St Clair 15	1,403	82	5.84%	74
St Clair 16	1,258	15	1.19%	13
St Clair 17	940	59	6.28%	54
St Clair 18	974	67	6.88%	60
St Clair 19	937	19	2.03%	16
St Clair 20	763	35	4.59%	30
St Clair 21	953	32	3.36%	22
St Clair 22	1,409	53	3.76%	44
St Clair 23	1,616	89	5.51%	80
St Clair 24	1,764	53	3.00%	41
St. Clair Township	27,578	1,241	4.50%	1,075
Shiloh Valley 1	1,578	73	4.63%	59
Shiloh Valley 2	1,678	36	2.15%	27
Shiloh Valley 3	1,198	64	5.34%	55
Shiloh Valley 4	818	65	7.95%	57
Shiloh Valley 5	1,623	58	3.57%	49
Shiloh Valley Township	6,895	296	4.29%	247
Smithton 1	1,354	202	14.92%	164
Smithton 2	820	98	11.95%	84
Smithton 3	1,225	137	11.18%	117
Smithton Township	3,399	437	12.86%	365
Stites 1	363	0	0.00%	0
Stites Township	363	0	0.00%	0
Stookey 1	1,766	233	13.19%	202
Stookey 2	1,258	57	4.53%	50
Stookey 3	892	38	4.26%	38
Stookey 4	672	19	2.83%	15
Stookey 5	1,408	62	4.40%	59
Stookey 6	957	53	5.54%	46
Stookey 7	940	29	3.09%	27
Stookey Township	7,893	491	6.22%	437
Sugar Loaf 1	1,253	119	9.50%	104
Sugar Loaf 2	623	50	8.03%	45
Sugar Loaf 3	1,353	86	6.36%	73

	REGISTERED VOTERS	BALLOTS CAST	TURNOUT	BRIAN TRISKA
Sugar Loaf 4	737	44	5.97%	33
Sugar Loaf 5	924	66	7.14%	57
Sugar Loaf Township	4,890	365	7.46%	312
ST. CLAIR COUNTY, ILLINOIS	172,200	9,903	5.75%	8,440
Precinct 1	1,226	0	0.00%	0
Precinct 2	895	1	0.11%	1
Precinct 3	1,350	6	0.44%	5
Precinct 4	1,220	4	0.33%	3
Precinct 5	1,126	4	0.36%	3
Precinct 6	954	1	0.10%	1
Precinct 7	1,642	3	0.18%	2
Precinct 8	1,176	1	0.09%	0
Precinct 9	713	1	0.14%	1
Precinct 10	1,004	1	0.10%	0
Precinct 11	1,279	0	0.00%	0
Precinct 12	968	3	0.31%	3
Precinct 13	1,165	3	0.26%	2
City of E. St. Louis	14,718	28	0.19%	21
CITY OF E. ST. LOUIS ELECTION COMMISSION	14,718	28	0.19%	21
Total	186,918	9,931	5.31%	8,461

CANVASS OF VOTES

in St. Clair County, Illinois at the GENERAL PRIMARY on Tuesday, March 17, 2026

STATE OF ILLINOIS

COUNTY OF ST. CLAIR

COUNTY

I, Thomas Holbrook, St. Clair St Clair County Clerk, do hereby certify that the above is a correct copy of the Canvass of Votes Cast at the GENERAL PRIMARY held in St. Clair County on Tuesday, March 17, 2026. This canvass was made by the County Canvassing Board of St. Clair County.



Dated: Thursday, March 19, 2026 _____

GENERAL PRIMARY
Tuesday, March 17, 2026
Official Canvass
ST. CLAIR COUNTY, ILLINOIS



Republican
EDUCATIONAL SERVICE REGION

Dated: 19 of March, 2026

Issued by:

A handwritten signature in black ink that reads "Thomas Holbrook". The signature is written in a cursive style with a prominent flourish at the beginning.

Thomas Holbrook
ST. CLAIR COUNTY, ILLINOIS
St Clair County Clerk

GENERAL PRIMARY
Tuesday, March 17, 2026

EDUCATIONAL SERVICE REGION 13
ESR-13 (CL-JE-MA-WA) REP
(Vote for ONE)

	REGISTERED VOTERS	BALLOTS CAST	TURNOUT	JOHN CONSOLINO
Mascoutah 1	1,262	106	8.40%	0
Mascoutah Township	1,262	106	8.40%	0
ST. CLAIR COUNTY, ILLINOIS	1,262	106	8.40%	0

GENERAL PRIMARY
Tuesday, March 17, 2026

EDUCATIONAL SERVICE REGION 45
ESR-45 (MO-RA) REP
(Vote for ONE)

	REGISTERED VOTERS	BALLOTS CAST	TURNOUT	RYAN MCCELLELLAN
Millstadt 2	1,610	243	15.09%	1
Millstadt 3	594	110	18.52%	15
Millstadt 4	873	105	12.03%	2
Millstadt Township	3,077	458	14.88%	18
Prairie Du Long 1	793	127	16.02%	1
Prairie Du Long Township	793	127	16.02%	1
Sugar Loaf 1	1,253	119	9.50%	41
Sugar Loaf Township	1,253	119	9.50%	41
ST. CLAIR COUNTY, ILLINOIS	5,123	704	13.74%	60

GENERAL PRIMARY
Tuesday, March 17, 2026

EDUCATIONAL SERVICE REGION 41
ESR-41 (MADISON COUNTY) REP
(Vote for ONE)

	REGISTERED VOTERS	BALLOTS CAST	TURNOUT	NANCY WERDEN
Canteen 1	1,061	28	2.64%	20
Canteen 2	1,101	35	3.18%	1
Canteen 5	515	32	6.21%	22
Canteen Township	2,677	95	3.55%	43
Caseyville 1	1,117	74	6.62%	61
Caseyville 5	1,661	99	5.96%	79
Caseyville 7	1,308	69	5.28%	58
Caseyville 8	1,516	110	7.26%	2
Caseyville 10	1,230	74	6.02%	3
Caseyville 16	441	28	6.35%	25
Caseyville 17	905	44	4.86%	35
Caseyville 21	994	57	5.73%	13
Caseyville Township	9,172	555	6.05%	276
ST. CLAIR COUNTY, ILLINOIS	11,849	650	5.49%	319

GENERAL PRIMARY
Tuesday, March 17, 2026

EDUCATIONAL SERVICE REGION 50
FOR REGIONAL SUPERINTENDENT OF SCHOOLS
(ST. CLAIR COUNTY)
(Vote for ONE)

	REGISTERED VOTERS	BALLOTS CAST	TURNOUT	NO CANDIDATE
Belleville 1	1,224	50	4.08%	0
Belleville 2	1,187	37	3.12%	0
Belleville 3	1,305	58	4.44%	0
Belleville 4	1,231	49	3.98%	0
Belleville 5	1,487	118	7.94%	0
Belleville 6	731	21	2.87%	0
Belleville 7	1,433	56	3.91%	0
Belleville 8	1,065	50	4.69%	0
Belleville 9	912	32	3.51%	0
Belleville 10	1,145	56	4.89%	0
Belleville 11	1,525	43	2.82%	0
Belleville 12	1,310	33	2.52%	0
Belleville 13	892	25	2.80%	0
Belleville 14	977	19	1.94%	0
Belleville 15	1,295	17	1.31%	0
Belleville 16	1,144	58	5.07%	0
Belleville 17	1,119	60	5.36%	0
Belleville 18	1,006	29	2.88%	0
Belleville 19	1,661	71	4.27%	0
Belleville 20	1,495	40	2.68%	0
Belleville 21	1,151	39	3.39%	0
Belleville 22	1,247	41	3.29%	0
Belleville 23	968	40	4.13%	0
Belleville 24	1,402	64	4.56%	0
Belleville 25	828	32	3.86%	0
Belleville Township	29,740	1,138	3.83%	0
Canteen 1	1,061	28	2.64%	0
Canteen 2	1,101	35	3.18%	0
Canteen 3	965	4	0.41%	0
Canteen 4	528	1	0.19%	0
Canteen 5	515	32	6.21%	0
Canteen Township	4,170	100	2.40%	0
Caseyville 1	1,117	74	6.62%	0
Caseyville 2	2,002	85	4.25%	0
Caseyville 3	1,338	72	5.38%	0
Caseyville 4	1,299	54	4.16%	0
Caseyville 6	1,638	81	4.95%	0
Caseyville 8	1,516	110	7.26%	0
Caseyville 9	864	37	4.28%	0
Caseyville 10	1,230	74	6.02%	0
Caseyville 11	1,100	43	3.91%	0
Caseyville 12	1,512	74	4.89%	0
Caseyville 13	960	73	7.60%	0
Caseyville 14	1,797	109	6.07%	0
Caseyville 15	1,198	27	2.25%	0
Caseyville 17	905	44	4.86%	0
Caseyville 18	1,489	65	4.37%	0
Caseyville 19	763	39	5.11%	0
Caseyville 20	478	29	6.07%	0
Caseyville 21	994	57	5.73%	0
Caseyville 22	1,433	103	7.19%	0
Caseyville Township	23,633	1,250	5.29%	0
Centreville 1	1,088	1	0.09%	0
Centreville 2	1,019	13	1.28%	0

	REGISTERED VOTERS	BALLOTS CAST	TURNOUT	NO CANDIDATE
Centreville 3	1,492	7	0.47%	0
Centreville 4	845	30	3.55%	0
Centreville 5	1,309	19	1.45%	0
Centreville 6	1,233	7	0.57%	0
Centreville 7	1,806	30	1.66%	0
Centreville 8	1,101	24	2.18%	0
Centreville 9	1,534	27	1.76%	0
Centreville 10	1,164	9	0.77%	0
Centreville Township	12,591	167	1.33%	0
Engelmann 1	564	79	14.01%	0
Engelmann Township	564	79	14.01%	0
Fayetteville 1	435	63	14.48%	0
Fayetteville 2	684	104	15.20%	0
Fayetteville Township	1,119	167	14.92%	0
Freeburg 1	1,342	110	8.20%	0
Freeburg 2	1,268	128	10.09%	0
Freeburg 3	1,293	108	8.35%	0
Freeburg Township	3,903	346	8.86%	0
Lebanon 1	1,655	110	6.65%	0
Lebanon 2	806	53	6.58%	0
Lebanon 3	485	91	18.76%	0
Lebanon Township	2,946	254	8.62%	0
Lenzburg 1	668	78	11.68%	0
Lenzburg Township	668	78	11.68%	0
Marissa 1	1,582	158	9.99%	0
Marissa Township	1,582	158	9.99%	0
Mascoutah 1	1,262	106	8.40%	0
Mascoutah 2	1,834	112	6.11%	0
Mascoutah 3	2,239	136	6.07%	0
Mascoutah 4	1,482	67	4.52%	0
Mascoutah Township	6,817	421	6.18%	0
Millstadt 1	1,246	178	14.29%	0
Millstadt 2	1,610	243	15.09%	0
Millstadt 3	594	110	18.52%	0
Millstadt 4	873	105	12.03%	0
Millstadt 5	1,152	195	16.93%	0
Millstadt Township	5,475	831	15.18%	0
New Athens 1	863	82	9.50%	0
New Athens 2	1,001	120	11.99%	0
New Athens Township	1,864	202	10.84%	0
O Fallon 1	1,073	67	6.24%	0
O Fallon 2	1,114	32	2.87%	0
O Fallon 3	751	45	5.99%	0
O Fallon 4	647	52	8.04%	0
O Fallon 5	1,141	76	6.66%	0
O Fallon 6	905	45	4.97%	0
O Fallon 7	1,196	104	8.70%	0
O Fallon 8	1,502	95	6.32%	0
O Fallon 9	1,172	76	6.48%	0
O Fallon 10	1,239	46	3.71%	0
O Fallon 11	1,304	120	9.20%	0
O Fallon 12	1,503	100	6.65%	0
O Fallon 13	1,292	67	5.19%	0
O Fallon 14	849	44	5.18%	0
O Fallon 15	1,459	115	7.88%	0
O Fallon 16	1,634	117	7.16%	0
O Fallon 17	1,011	40	3.96%	0

	REGISTERED VOTERS	BALLOTS CAST	TURNOUT	NO CANDIDATE
O Fallon 18	738	31	4.20%	0
O'Fallon Township	20,530	1,272	6.20%	0
Prairie Du Long 1	793	127	16.02%	0
Prairie Du Long 2	1,377	287	20.84%	0
Prairie Du Long Township	2,170	414	19.08%	0
St Clair 1	1,477	61	4.13%	0
St Clair 2	756	45	5.95%	0
St Clair 3	1,323	63	4.76%	0
St Clair 4	690	32	4.64%	0
St Clair 5	871	41	4.71%	0
St Clair 6	1,407	91	6.47%	0
St Clair 7	1,313	40	3.05%	0
St Clair 8	1,122	62	5.53%	0
St Clair 9	929	29	3.12%	0
St Clair 10	1,346	36	2.67%	0
St Clair 11	834	38	4.56%	0
St Clair 12	1,208	46	3.81%	0
St Clair 13	791	53	6.70%	0
St Clair 14	1,494	100	6.69%	0
St Clair 15	1,403	82	5.84%	0
St Clair 16	1,258	15	1.19%	0
St Clair 17	940	59	6.28%	0
St Clair 18	974	67	6.88%	0
St Clair 19	937	19	2.03%	0
St Clair 20	763	35	4.59%	0
St Clair 21	953	32	3.36%	0
St Clair 22	1,409	53	3.76%	0
St Clair 23	1,616	89	5.51%	0
St Clair 24	1,764	53	3.00%	0
St. Clair Township	27,578	1,241	4.50%	0
Shiloh Valley 1	1,578	73	4.63%	0
Shiloh Valley 2	1,678	36	2.15%	0
Shiloh Valley 3	1,198	64	5.34%	0
Shiloh Valley 4	818	65	7.95%	0
Shiloh Valley 5	1,623	58	3.57%	0
Shiloh Valley Township	6,895	296	4.29%	0
Smithton 1	1,354	202	14.92%	0
Smithton 2	820	98	11.95%	0
Smithton 3	1,225	137	11.18%	0
Smithton Township	3,399	437	12.86%	0
Stites 1	363	0	0.00%	0
Stites Township	363	0	0.00%	0
Stookey 1	1,766	233	13.19%	0
Stookey 2	1,258	57	4.53%	0
Stookey 3	892	38	4.26%	0
Stookey 4	672	19	2.83%	0
Stookey 5	1,408	62	4.40%	0
Stookey 6	957	53	5.54%	0
Stookey 7	940	29	3.09%	0
Stookey Township	7,893	491	6.22%	0
Sugar Loaf 1	1,253	119	9.50%	0
Sugar Loaf 2	623	50	8.03%	0
Sugar Loaf 3	1,353	86	6.36%	0
Sugar Loaf 4	737	44	5.97%	0
Sugar Loaf 5	924	66	7.14%	0
Sugar Loaf Township	4,890	365	7.46%	0

	REGISTERED VOTERS	BALLOTS CAST	TURNOUT	NO CANDIDATE
ST. CLAIR COUNTY, ILLINOIS	168,790	9,707	5.75%	0
Precinct 1	1,226	0	0.00%	0
Precinct 2	895	1	0.11%	0
Precinct 3	1,350	6	0.44%	0
Precinct 4	1,220	4	0.33%	0
Precinct 5	1,126	4	0.36%	0
Precinct 6	954	1	0.10%	0
Precinct 7	1,642	3	0.18%	0
Precinct 8	1,176	1	0.09%	0
Precinct 9	713	1	0.14%	0
Precinct 10	1,004	1	0.10%	0
Precinct 11	1,279	0	0.00%	0
Precinct 12	968	3	0.31%	0
Precinct 13	1,165	3	0.26%	0
City of E. St. Louis	14,718	28	0.19%	0
CITY OF E. ST. LOUIS ELECTION COMMISSION	14,718	28	0.19%	0
Total	183,508	9,735	5.30%	0

CANVASS OF VOTES

in St. Clair County, Illinois at the GENERAL PRIMARY on Tuesday, March 17, 2026

STATE OF ILLINOIS

COUNTY OF ST. CLAIR

EDUCATIONAL SERVICE REGION

I, Thomas Holbrook, St. Clair St Clair County Clerk, do hereby certify that the above is a correct copy of the Canvass of Votes Cast at the GENERAL PRIMARY held in St. Clair County on Tuesday, March 17, 2026. This canvass was made by the County Canvassing Board of St. Clair County.



Dated: Thursday, March 19, 2026 _____

GENERAL PRIMARY
Tuesday, March 17, 2026
Official Canvass
ST. CLAIR COUNTY, ILLINOIS



Republican
COUNTY BOARD

Dated: 19 of March, 2026

Issued by:

A handwritten signature in black ink that reads "Thomas Holbrook". The signature is written in a cursive style with a large, sweeping initial "T".

Thomas Holbrook
ST. CLAIR COUNTY, ILLINOIS
St Clair County Clerk

GENERAL PRIMARY
Tuesday, March 17, 2026

COUNTY BOARD DISTRICT 2
FOR COUNTY BOARD DISTRICT 2
(Vote for ONE)

	REGISTERED VOTERS	BALLOTS CAST	TURNOUT	CARY MATHEWS
Caseyville 1	1,117	74	6.62%	63
Caseyville 5	1,661	99	5.96%	0
Caseyville 6	1,638	81	4.95%	20
Caseyville 8	1,516	110	7.26%	2
Caseyville 10	1,230	74	6.02%	40
Caseyville 11	1,100	43	3.91%	35
Caseyville 12	1,512	74	4.89%	34
Caseyville 15	1,198	27	2.25%	1
Caseyville 17	905	44	4.86%	25
Caseyville 18	1,489	65	4.37%	58
Caseyville 21	994	57	5.73%	47
Caseyville Township	14,360	748	5.21%	325
ST. CLAIR COUNTY, ILLINOIS	14,360	748	5.21%	325

GENERAL PRIMARY
Tuesday, March 17, 2026

COUNTY BOARD DISTRICT 3
FOR COUNTY BOARD DISTRICT 3
(Vote for ONE)

	REGISTERED VOTERS	BALLOTS CAST	TURNOUT	NO CANDIDATE
Centreville 1	1,088	1	0.09%	0
Centreville 2	1,019	13	1.28%	0
Centreville 3	1,492	7	0.47%	0
Centreville 10	1,164	9	0.77%	0
Centreville Township	4,763	30	0.63%	0
Stites 1	363	0	0.00%	0
Stites Township	363	0	0.00%	0
ST. CLAIR COUNTY, ILLINOIS	5,126	30	0.59%	0
Precinct 1	1,226	0	0.00%	0
Precinct 2	895	1	0.11%	0
Precinct 3	1,350	6	0.44%	0
Precinct 4	1,220	4	0.33%	0
Precinct 5	1,126	4	0.36%	0
Precinct 6	954	1	0.10%	0
Precinct 7	1,642	3	0.18%	0
Precinct 8	1,176	1	0.09%	0
City of E. St. Louis	9,589	20	0.21%	0
CITY OF E. ST. LOUIS ELECTION COMMISSION	9,589	20	0.21%	0
Total	14,715	50	0.34%	0

GENERAL PRIMARY
Tuesday, March 17, 2026

COUNTY BOARD DISTRICT 4
FOR COUNTY BOARD DISTRICT 4
(Vote for ONE)

	REGISTERED VOTERS	BALLOTS CAST	TURNOUT	MARVIN B. STRODE
Canteen 1	1,061	28	2.64%	0
Canteen 2	1,101	35	3.18%	8
Canteen 3	965	4	0.41%	3
Canteen 4	528	1	0.19%	1
Canteen Township	3,655	68	1.86%	12
Caseyville 4	1,299	54	4.16%	35
Caseyville Township	1,299	54	4.16%	35
Centreville 4	845	30	3.55%	2
Centreville 6	1,233	7	0.57%	1
Centreville Township	2,078	37	1.78%	3
Stookey 5	1,408	62	4.40%	0
Stookey Township	1,408	62	4.40%	0
ST. CLAIR COUNTY, ILLINOIS	8,440	221	2.62%	50
Precinct 8	1,176	1	0.09%	0
Precinct 9	713	1	0.14%	1
Precinct 11	1,279	0	0.00%	0
Precinct 12	968	3	0.31%	3
Precinct 13	1,165	3	0.26%	0
City of E. St. Louis	5,301	8	0.15%	4
CITY OF E. ST. LOUIS ELECTION COMMISSION	5,301	8	0.15%	4
Total	13,741	229	1.67%	54

GENERAL PRIMARY
Tuesday, March 17, 2026

COUNTY BOARD DISTRICT 5
FOR COUNTY BOARD DISTRICT 5
(Vote for ONE)

	REGISTERED VOTERS	BALLOTS CAST	TURNOUT	NO CANDIDATE
Canteen 3	965	4	0.41%	0
Canteen Township	965	4	0.41%	0
Centreville 1	1,088	1	0.09%	0
Centreville 3	1,492	7	0.47%	0
Centreville 6	1,233	7	0.57%	0
Centreville Township	3,813	15	0.39%	0
ST. CLAIR COUNTY, ILLINOIS	4,778	19	0.40%	0
Precinct 2	895	1	0.11%	0
Precinct 4	1,220	4	0.33%	0
Precinct 5	1,126	4	0.36%	0
Precinct 6	954	1	0.10%	0
Precinct 7	1,642	3	0.18%	0
Precinct 8	1,176	1	0.09%	0
Precinct 10	1,004	1	0.10%	0
Precinct 11	1,279	0	0.00%	0
City of E. St. Louis	9,296	15	0.16%	0
CITY OF E. ST. LOUIS ELECTION COMMISSION	9,296	15	0.16%	0
Total	14,074	34	0.24%	0

GENERAL PRIMARY
Tuesday, March 17, 2026

COUNTY BOARD DISTRICT 8
FOR COUNTY BOARD DISTRICT 8
(Vote for ONE)

	REGISTERED VOTERS	BALLOTS CAST	TURNOUT	JAMIE WHITE
Belleville 10	1,145	56	4.89%	13
Belleville 17	1,119	60	5.36%	0
Belleville 18	1,006	29	2.88%	0
Belleville 19	1,661	71	4.27%	0
Belleville 23	968	40	4.13%	0
Belleville Township	5,899	256	4.34%	13
Centreville 3	1,492	7	0.47%	0
Centreville Township	1,492	7	0.47%	0
St Clair 4	690	32	4.64%	0
St Clair 7	1,313	40	3.05%	35
St. Clair Township	2,003	72	3.59%	35
Stookey 1	1,766	233	13.19%	50
Stookey 2	1,258	57	4.53%	52
Stookey 4	672	19	2.83%	7
Stookey 5	1,408	62	4.40%	43
Stookey 6	957	53	5.54%	45
Stookey 7	940	29	3.09%	23
Stookey Township	7,001	453	6.47%	220
ST. CLAIR COUNTY, ILLINOIS	16,395	788	4.81%	268

GENERAL PRIMARY
Tuesday, March 17, 2026

COUNTY BOARD DISTRICT 12
FOR COUNTY BOARD DISTRICT 12
(Vote for ONE)

	REGISTERED VOTERS	BALLOTS CAST	TURNOUT	NO CANDIDATE
Belleville 8	1,065	50	4.69%	0
Belleville 9	912	32	3.51%	0
Belleville 10	1,145	56	4.89%	0
Belleville 11	1,525	43	2.82%	0
Belleville 12	1,310	33	2.52%	0
Belleville 13	892	25	2.80%	0
Belleville 14	977	19	1.94%	0
Belleville 19	1,661	71	4.27%	0
Belleville 20	1,495	40	2.68%	0
Belleville Township	10,982	369	3.36%	0
St Clair 9	929	29	3.12%	0
St Clair 10	1,346	36	2.67%	0
St Clair 24	1,764	53	3.00%	0
St. Clair Township	4,039	118	2.92%	0
Stookey 2	1,258	57	4.53%	0
Stookey Township	1,258	57	4.53%	0
ST. CLAIR COUNTY, ILLINOIS	16,279	544	3.34%	0

GENERAL PRIMARY
Tuesday, March 17, 2026

COUNTY BOARD DISTRICT 13
FOR COUNTY BOARD DISTRICT 13
(Vote for ONE)

	REGISTERED VOTERS	BALLOTS CAST	TURNOUT	STEVE REEB
Belleville 11	1,525	43	2.82%	0
Belleville Township	1,525	43	2.82%	0
Caseyville 2	2,002	85	4.25%	55
Caseyville 14	1,797	109	6.07%	10
Caseyville Township	3,799	194	5.11%	65
St Clair 3	1,323	63	4.76%	30
St Clair 6	1,407	91	6.47%	0
St Clair 8	1,122	62	5.53%	55
St Clair 14	1,494	100	6.69%	62
St Clair 15	1,403	82	5.84%	80
St Clair 16	1,258	15	1.19%	0
St Clair 17	940	59	6.28%	56
St Clair 18	974	67	6.88%	16
St Clair 20	763	35	4.59%	30
St Clair 21	953	32	3.36%	0
St Clair 23	1,616	89	5.51%	1
St. Clair Township	13,253	695	5.24%	330
ST. CLAIR COUNTY, ILLINOIS	18,577	932	5.02%	395

GENERAL PRIMARY
Tuesday, March 17, 2026

COUNTY BOARD DISTRICT 14
FOR COUNTY BOARD DISTRICT 14
(Vote for ONE)

	REGISTERED VOTERS	BALLOTS CAST	TURNOUT	NO CANDIDATE
Belleville 1	1,224	50	4.08%	0
Belleville 2	1,187	37	3.12%	0
Belleville 8	1,065	50	4.69%	0
Belleville Township	3,476	137	3.94%	0
St Clair 1	1,477	61	4.13%	0
St Clair 3	1,323	63	4.76%	0
St Clair 11	834	38	4.56%	0
St Clair 12	1,208	46	3.81%	0
St Clair 14	1,494	100	6.69%	0
St Clair 16	1,258	15	1.19%	0
St Clair 18	974	67	6.88%	0
St Clair 20	763	35	4.59%	0
St Clair 21	953	32	3.36%	0
St Clair 23	1,616	89	5.51%	0
St. Clair Township	11,900	546	4.59%	0
ST. CLAIR COUNTY, ILLINOIS	15,376	683	4.44%	0

GENERAL PRIMARY
Tuesday, March 17, 2026

COUNTY BOARD DISTRICT 15
FOR COUNTY BOARD DISTRICT 15
(Vote for ONE)

	REGISTERED VOTERS	BALLOTS CAST	TURNOUT	CRAIG NUNNALLY
Belleville 1	1,224	50	4.08%	42
Belleville 2	1,187	37	3.12%	11
Belleville 3	1,305	58	4.44%	43
Belleville 4	1,231	49	3.98%	46
Belleville 6	731	21	2.87%	11
Belleville 23	968	40	4.13%	0
Belleville 24	1,402	64	4.56%	42
Belleville Township	8,048	319	3.96%	195
St Clair 1	1,477	61	4.13%	9
St Clair 11	834	38	4.56%	0
St. Clair Township	2,311	99	4.28%	9
Stookey 6	957	53	5.54%	0
Stookey Township	957	53	5.54%	0
ST. CLAIR COUNTY, ILLINOIS	11,316	471	4.16%	204

GENERAL PRIMARY
Tuesday, March 17, 2026

COUNTY BOARD DISTRICT 17
FOR COUNTY BOARD DISTRICT 17
(Vote for ONE)

	REGISTERED VOTERS	BALLOTS CAST	TURNOUT	NO CANDIDATE
Belleville 6	731	21	2.87%	0
Belleville 7	1,433	56	3.91%	0
Belleville 14	977	19	1.94%	0
Belleville 16	1,144	58	5.07%	0
Belleville 17	1,119	60	5.36%	0
Belleville 19	1,661	71	4.27%	0
Belleville 23	968	40	4.13%	0
Belleville Township	8,033	325	4.05%	0
St Clair 1	1,477	61	4.13%	0
St Clair 2	756	45	5.95%	0
St Clair 4	690	32	4.64%	0
St Clair 7	1,313	40	3.05%	0
St Clair 10	1,346	36	2.67%	0
St. Clair Township	5,582	214	3.83%	0
Stookey 1	1,766	233	13.19%	0
Stookey 5	1,408	62	4.40%	0
Stookey Township	3,174	295	9.29%	0
ST. CLAIR COUNTY, ILLINOIS	16,789	834	4.97%	0

GENERAL PRIMARY
Tuesday, March 17, 2026

COUNTY BOARD DISTRICT 19
FOR COUNTY BOARD DISTRICT 19
(Vote for ONE)

	REGISTERED VOTERS	BALLOTS CAST	TURNOUT	PHILLIP "PHIL" W. HENNING
Freeburg 1	1,342	110	8.20%	0
Freeburg 3	1,293	108	8.35%	2
Freeburg Township	2,635	218	8.27%	2
Lenzburg 1	668	78	11.68%	48
Lenzburg Township	668	78	11.68%	48
Marissa 1	1,582	158	9.99%	96
Marissa Township	1,582	158	9.99%	96
Millstadt 2	1,610	243	15.09%	100
Millstadt 3	594	110	18.52%	97
Millstadt Township	2,204	353	16.02%	197
New Athens 1	863	82	9.50%	4
New Athens 2	1,001	120	11.99%	3
New Athens Township	1,864	202	10.84%	7
Prairie Du Long 1	793	127	16.02%	110
Prairie Du Long 2	1,377	287	20.84%	243
Prairie Du Long Township	2,170	414	19.08%	353
Smithton 1	1,354	202	14.92%	169
Smithton 2	820	98	11.95%	84
Smithton Township	2,174	300	13.80%	253
Sugar Loaf 1	1,253	119	9.50%	0
Sugar Loaf Township	1,253	119	9.50%	0
ST. CLAIR COUNTY, ILLINOIS	14,550	1,842	12.66%	956

GENERAL PRIMARY
Tuesday, March 17, 2026

COUNTY BOARD DISTRICT 20
FOR COUNTY BOARD DISTRICT 20
(Vote for ONE)

	REGISTERED VOTERS	BALLOTS CAST	TURNOUT	ED COCKRELL
Engelmann 1	564	79	14.01%	72
Engelmann Township	564	79	14.01%	72
Fayetteville 1	435	63	14.48%	56
Fayetteville 2	684	104	15.20%	99
Fayetteville Township	1,119	167	14.92%	155
Freeburg 1	1,342	110	8.20%	14
Freeburg Township	1,342	110	8.20%	14
Lenzburg 1	668	78	11.68%	26
Lenzburg Township	668	78	11.68%	26
Marissa 1	1,582	158	9.99%	47
Marissa Township	1,582	158	9.99%	47
Mascoutah 1	1,262	106	8.40%	36
Mascoutah 2	1,834	112	6.11%	39
Mascoutah 3	2,239	136	6.07%	38
Mascoutah 4	1,482	67	4.52%	19
Mascoutah Township	6,817	421	6.18%	132
New Athens 1	863	82	9.50%	74
New Athens 2	1,001	120	11.99%	106
New Athens Township	1,864	202	10.84%	180
Prairie Du Long 1	793	127	16.02%	0
Prairie Du Long Township	793	127	16.02%	0
ST. CLAIR COUNTY, ILLINOIS	14,749	1,342	9.10%	626

GENERAL PRIMARY
Tuesday, March 17, 2026

COUNTY BOARD DISTRICT 21
FOR COUNTY BOARD DISTRICT 21
(Vote for ONE)

	REGISTERED VOTERS	BALLOTS CAST	TURNOUT	HAROLD "ANDY" BITTLE
Belleville 5	1,487	118	7.94%	85
Belleville 22	1,247	41	3.29%	4
Belleville Township	2,734	159	5.82%	89
Freeburg 1	1,342	110	8.20%	83
Freeburg 2	1,268	128	10.09%	113
Freeburg 3	1,293	108	8.35%	98
Freeburg Township	3,903	346	8.86%	294
Millstadt 2	1,610	243	15.09%	14
Millstadt 5	1,152	195	16.93%	64
Millstadt Township	2,762	438	15.86%	78
New Athens 1	863	82	9.50%	0
New Athens Township	863	82	9.50%	0
Shiloh Valley 4	818	65	7.95%	25
Shiloh Valley Township	818	65	7.95%	25
Smithton 3	1,225	137	11.18%	117
Smithton Township	1,225	137	11.18%	117
ST. CLAIR COUNTY, ILLINOIS	12,305	1,227	9.97%	603

GENERAL PRIMARY
Tuesday, March 17, 2026

COUNTY BOARD DISTRICT 22
FOR COUNTY BOARD DISTRICT 22
(Vote for ONE)

	REGISTERED VOTERS	BALLOTS CAST	TURNOUT	NO CANDIDATE
Belleville 1	1,224	50	4.08%	0
Belleville 2	1,187	37	3.12%	0
Belleville 3	1,305	58	4.44%	0
Belleville 20	1,495	40	2.68%	0
Belleville 24	1,402	64	4.56%	0
Belleville Township	6,613	249	3.77%	0
St Clair 5	871	41	4.71%	0
St Clair 10	1,346	36	2.67%	0
St Clair 12	1,208	46	3.81%	0
St Clair 13	791	53	6.70%	0
St Clair 14	1,494	100	6.69%	0
St Clair 18	974	67	6.88%	0
St Clair 19	937	19	2.03%	0
St Clair 22	1,409	53	3.76%	0
St. Clair Township	9,030	415	4.60%	0
Shiloh Valley 1	1,578	73	4.63%	0
Shiloh Valley 4	818	65	7.95%	0
Shiloh Valley Township	2,396	138	5.76%	0
ST. CLAIR COUNTY, ILLINOIS	18,039	802	4.45%	0

GENERAL PRIMARY
Tuesday, March 17, 2026

COUNTY BOARD DISTRICT 23
FOR COUNTY BOARD DISTRICT 23
(Vote for ONE)

	REGISTERED VOTERS	BALLOTS CAST	TURNOUT	JAKE RENNER
Belleville 20	1,495	40	2.68%	22
Belleville Township	1,495	40	2.68%	22
Mascoutah 3	2,239	136	6.07%	1
Mascoutah 4	1,482	67	4.52%	0
Mascoutah Township	3,721	203	5.46%	1
St Clair 5	871	41	4.71%	38
St Clair 13	791	53	6.70%	5
St Clair 19	937	19	2.03%	5
St. Clair Township	2,599	113	4.35%	48
Shiloh Valley 1	1,578	73	4.63%	1
Shiloh Valley 2	1,678	36	2.15%	29
Shiloh Valley 4	818	65	7.95%	4
Shiloh Valley Township	4,074	174	4.27%	34
ST. CLAIR COUNTY, ILLINOIS	11,889	530	4.46%	105

GENERAL PRIMARY
Tuesday, March 17, 2026

COUNTY BOARD DISTRICT 25
FOR COUNTY BOARD DISTRICT 25
(Vote for ONE)

	REGISTERED VOTERS	BALLOTS CAST	TURNOUT	GARY MC COY
Caseyville 2	2,002	85	4.25%	10
Caseyville 12	1,512	74	4.89%	0
Caseyville Township	3,514	159	4.52%	10
O Fallon 2	1,114	32	2.87%	24
O Fallon 5	1,141	76	6.66%	0
O Fallon 6	905	45	4.97%	0
O Fallon 10	1,239	46	3.71%	41
O Fallon 13	1,292	67	5.19%	20
O Fallon 14	849	44	5.18%	0
O Fallon 17	1,011	40	3.96%	33
O'Fallon Township	7,551	350	4.64%	118
St Clair 23	1,616	89	5.51%	52
St. Clair Township	1,616	89	5.51%	52
Shiloh Valley 3	1,198	64	5.34%	56
Shiloh Valley 5	1,623	58	3.57%	9
Shiloh Valley Township	2,821	122	4.32%	65
ST. CLAIR COUNTY, ILLINOIS	15,502	720	4.64%	245

GENERAL PRIMARY
Tuesday, March 17, 2026

COUNTY BOARD DISTRICT 26
FOR COUNTY BOARD DISTRICT 26
(Vote for ONE)

	REGISTERED VOTERS	BALLOTS CAST	TURNOUT	ROBERT WILHELM
Lebanon 1	1,655	110	6.65%	96
Lebanon 2	806	53	6.58%	42
Lebanon Township	2,461	163	6.62%	138
O Fallon 4	647	52	8.04%	44
O Fallon 6	905	45	4.97%	6
O Fallon 11	1,304	120	9.20%	64
O'Fallon Township	2,856	217	7.60%	114
St Clair 23	1,616	89	5.51%	9
St. Clair Township	1,616	89	5.51%	9
Shiloh Valley 1	1,578	73	4.63%	52
Shiloh Valley 2	1,678	36	2.15%	0
Shiloh Valley 3	1,198	64	5.34%	0
Shiloh Valley 5	1,623	58	3.57%	44
Shiloh Valley Township	6,077	231	3.80%	96
ST. CLAIR COUNTY, ILLINOIS	13,010	700	5.38%	357

GENERAL PRIMARY
Tuesday, March 17, 2026

COUNTY BOARD DISTRICT 28
FOR COUNTY BOARD DISTRICT 28
(Vote for ONE)

	REGISTERED VOTERS	BALLOTS CAST	TURNOUT	JOHN COERS
Caseyville 6	1,638	81	4.95%	8
Caseyville Township	1,638	81	4.95%	8
O Fallon 1	1,073	67	6.24%	44
O Fallon 6	905	45	4.97%	0
O Fallon 7	1,196	104	8.70%	89
O Fallon 8	1,502	95	6.32%	78
O Fallon 9	1,172	76	6.48%	65
O Fallon 11	1,304	120	9.20%	0
O Fallon 15	1,459	115	7.88%	84
O Fallon 16	1,634	117	7.16%	50
O Fallon 18	738	31	4.20%	17
O'Fallon Township	10,983	770	7.01%	427
ST. CLAIR COUNTY, ILLINOIS	12,621	851	6.74%	435

CANVASS OF VOTES

in St. Clair County, Illinois at the GENERAL PRIMARY on Tuesday, March 17, 2026

STATE OF ILLINOIS

COUNTY OF ST. CLAIR

COUNTY BOARD

I, Thomas Holbrook, St. Clair St Clair County Clerk, do hereby certify that the above is a correct copy of the Canvass of Votes Cast at the GENERAL PRIMARY held in St. Clair County on Tuesday, March 17, 2026. This canvass was made by the County Canvassing Board of St. Clair County.



Dated: Thursday, March 19, 2026 _____

GENERAL PRIMARY
Tuesday, March 17, 2026
Official Canvass
ST. CLAIR COUNTY, ILLINOIS



Republican
JUDICIAL DISTRICT

Dated: 19 of March, 2026

Issued by:

A handwritten signature in black ink that reads "Thomas Holbrook". The signature is written in a cursive style with a prominent flourish at the beginning.

Thomas Holbrook
ST. CLAIR COUNTY, ILLINOIS
St Clair County Clerk

GENERAL PRIMARY
Tuesday, March 17, 2026

5TH JUDICIAL DISTRICT
5TH APPELLATE DISTRICT REP - WELCH VACANCY
(Vote for ONE)

	REGISTERED VOTERS	BALLOTS CAST	TURNOUT	AMY E. SHOLAR
Belleville 1	1,224	50	4.08%	39
Belleville 2	1,187	37	3.12%	33
Belleville 3	1,305	58	4.44%	52
Belleville 4	1,231	49	3.98%	44
Belleville 5	1,487	118	7.94%	99
Belleville 6	731	21	2.87%	18
Belleville 7	1,433	56	3.91%	46
Belleville 8	1,065	50	4.69%	35
Belleville 9	912	32	3.51%	30
Belleville 10	1,145	56	4.89%	40
Belleville 11	1,525	43	2.82%	35
Belleville 12	1,310	33	2.52%	32
Belleville 13	892	25	2.80%	22
Belleville 14	977	19	1.94%	17
Belleville 15	1,295	17	1.31%	13
Belleville 16	1,144	58	5.07%	52
Belleville 17	1,119	60	5.36%	50
Belleville 18	1,006	29	2.88%	28
Belleville 19	1,661	71	4.27%	62
Belleville 20	1,495	40	2.68%	35
Belleville 21	1,151	39	3.39%	29
Belleville 22	1,247	41	3.29%	37
Belleville 23	968	40	4.13%	35
Belleville 24	1,402	64	4.56%	59
Belleville 25	828	32	3.86%	28
Belleville Township	29,740	1,138	3.83%	970
Canteen 1	1,061	28	2.64%	21
Canteen 2	1,101	35	3.18%	30
Canteen 3	965	4	0.41%	3
Canteen 4	528	1	0.19%	1
Canteen 5	515	32	6.21%	24
Canteen Township	4,170	100	2.40%	79
Caseyville 1	1,117	74	6.62%	62
Caseyville 2	2,002	85	4.25%	70
Caseyville 3	1,338	72	5.38%	68
Caseyville 4	1,299	54	4.16%	49
Caseyville 5	1,661	99	5.96%	80
Caseyville 6	1,638	81	4.95%	68
Caseyville 7	1,308	69	5.28%	57
Caseyville 8	1,516	110	7.26%	100
Caseyville 9	864	37	4.28%	34
Caseyville 10	1,230	74	6.02%	65
Caseyville 11	1,100	43	3.91%	35
Caseyville 12	1,512	74	4.89%	63
Caseyville 13	960	73	7.60%	67
Caseyville 14	1,797	109	6.07%	95
Caseyville 15	1,198	27	2.25%	25
Caseyville 16	441	28	6.35%	27
Caseyville 17	905	44	4.86%	37
Caseyville 18	1,489	65	4.37%	59
Caseyville 19	763	39	5.11%	31
Caseyville 20	478	29	6.07%	25
Caseyville 21	994	57	5.73%	50
Caseyville 22	1,433	103	7.19%	82

	REGISTERED VOTERS	BALLOTS CAST	TURNOUT	AMY E. SHOLAR
Caseyville Township	27,043	1,446	5.35%	1,249
Centreville 1	1,088	1	0.09%	1
Centreville 2	1,019	13	1.28%	12
Centreville 3	1,492	7	0.47%	7
Centreville 4	845	30	3.55%	30
Centreville 5	1,309	19	1.45%	18
Centreville 6	1,233	7	0.57%	7
Centreville 7	1,806	30	1.66%	28
Centreville 8	1,101	24	2.18%	19
Centreville 9	1,534	27	1.76%	23
Centreville 10	1,164	9	0.77%	8
Centreville Township	12,591	167	1.33%	153
Engelmann 1	564	79	14.01%	71
Engelmann Township	564	79	14.01%	71
Fayetteville 1	435	63	14.48%	48
Fayetteville 2	684	104	15.20%	84
Fayetteville Township	1,119	167	14.92%	132
Freeburg 1	1,342	110	8.20%	92
Freeburg 2	1,268	128	10.09%	111
Freeburg 3	1,293	108	8.35%	97
Freeburg Township	3,903	346	8.86%	300
Lebanon 1	1,655	110	6.65%	87
Lebanon 2	806	53	6.58%	43
Lebanon 3	485	91	18.76%	77
Lebanon Township	2,946	254	8.62%	207
Lenzburg 1	668	78	11.68%	75
Lenzburg Township	668	78	11.68%	75
Marissa 1	1,582	158	9.99%	136
Marissa Township	1,582	158	9.99%	136
Mascoutah 1	1,262	106	8.40%	91
Mascoutah 2	1,834	112	6.11%	97
Mascoutah 3	2,239	136	6.07%	123
Mascoutah 4	1,482	67	4.52%	62
Mascoutah Township	6,817	421	6.18%	373
Millstadt 1	1,246	178	14.29%	152
Millstadt 2	1,610	243	15.09%	204
Millstadt 3	594	110	18.52%	96
Millstadt 4	873	105	12.03%	79
Millstadt 5	1,152	195	16.93%	155
Millstadt Township	5,475	831	15.18%	686
New Athens 1	863	82	9.50%	65
New Athens 2	1,001	120	11.99%	102
New Athens Township	1,864	202	10.84%	167
O Fallon 1	1,073	67	6.24%	60
O Fallon 2	1,114	32	2.87%	29
O Fallon 3	751	45	5.99%	34
O Fallon 4	647	52	8.04%	41
O Fallon 5	1,141	76	6.66%	61
O Fallon 6	905	45	4.97%	44
O Fallon 7	1,196	104	8.70%	91
O Fallon 8	1,502	95	6.32%	79
O Fallon 9	1,172	76	6.48%	65
O Fallon 10	1,239	46	3.71%	40
O Fallon 11	1,304	120	9.20%	102
O Fallon 12	1,503	100	6.65%	85
O Fallon 13	1,292	67	5.19%	63
O Fallon 14	849	44	5.18%	41

	REGISTERED VOTERS	BALLOTS CAST	TURNOUT	AMY E. SHOLAR
O Fallon 15	1,459	115	7.88%	104
O Fallon 16	1,634	117	7.16%	103
O Fallon 17	1,011	40	3.96%	34
O Fallon 18	738	31	4.20%	30
O'Fallon Township	20,530	1,272	6.20%	1,106
Prairie Du Long 1	793	127	16.02%	103
Prairie Du Long 2	1,377	287	20.84%	225
Prairie Du Long Township	2,170	414	19.08%	328
St Clair 1	1,477	61	4.13%	53
St Clair 2	756	45	5.95%	36
St Clair 3	1,323	63	4.76%	53
St Clair 4	690	32	4.64%	28
St Clair 5	871	41	4.71%	38
St Clair 6	1,407	91	6.47%	80
St Clair 7	1,313	40	3.05%	37
St Clair 8	1,122	62	5.53%	54
St Clair 9	929	29	3.12%	26
St Clair 10	1,346	36	2.67%	31
St Clair 11	834	38	4.56%	28
St Clair 12	1,208	46	3.81%	40
St Clair 13	791	53	6.70%	47
St Clair 14	1,494	100	6.69%	86
St Clair 15	1,403	82	5.84%	76
St Clair 16	1,258	15	1.19%	13
St Clair 17	940	59	6.28%	53
St Clair 18	974	67	6.88%	60
St Clair 19	937	19	2.03%	17
St Clair 20	763	35	4.59%	30
St Clair 21	953	32	3.36%	23
St Clair 22	1,409	53	3.76%	42
St Clair 23	1,616	89	5.51%	81
St Clair 24	1,764	53	3.00%	42
St. Clair Township	27,578	1,241	4.50%	1,074
Shiloh Valley 1	1,578	73	4.63%	59
Shiloh Valley 2	1,678	36	2.15%	28
Shiloh Valley 3	1,198	64	5.34%	58
Shiloh Valley 4	818	65	7.95%	56
Shiloh Valley 5	1,623	58	3.57%	51
Shiloh Valley Township	6,895	296	4.29%	252
Smithton 1	1,354	202	14.92%	165
Smithton 2	820	98	11.95%	83
Smithton 3	1,225	137	11.18%	117
Smithton Township	3,399	437	12.86%	365
Stites 1	363	0	0.00%	0
Stites Township	363	0	0.00%	0
Stookey 1	1,766	233	13.19%	192
Stookey 2	1,258	57	4.53%	51
Stookey 3	892	38	4.26%	37
Stookey 4	672	19	2.83%	16
Stookey 5	1,408	62	4.40%	57
Stookey 6	957	53	5.54%	47
Stookey 7	940	29	3.09%	25
Stookey Township	7,893	491	6.22%	425
Sugar Loaf 1	1,253	119	9.50%	103
Sugar Loaf 2	623	50	8.03%	44
Sugar Loaf 3	1,353	86	6.36%	73

	REGISTERED VOTERS	BALLOTS CAST	TURNOUT	AMY E. SHOLAR
Sugar Loaf 4	737	44	5.97%	32
Sugar Loaf 5	924	66	7.14%	59
Sugar Loaf Township	4,890	365	7.46%	311
ST. CLAIR COUNTY, ILLINOIS	172,200	9,903	5.75%	8,459

CANVASS OF VOTES

in St. Clair County, Illinois at the GENERAL PRIMARY on Tuesday, March 17, 2026

STATE OF ILLINOIS

COUNTY OF ST. CLAIR

JUDICIAL DISTRICT

I, Thomas Holbrook, St. Clair St Clair County Clerk, do hereby certify that the above is a correct copy of the Canvass of Votes Cast at the GENERAL PRIMARY held in St. Clair County on Tuesday, March 17, 2026. This canvass was made by the County Canvassing Board of St. Clair County.



Dated: Thursday, March 19, 2026 _____

GENERAL PRIMARY
Tuesday, March 17, 2026
Official Canvass
ST. CLAIR COUNTY, ILLINOIS



Republican
SCHOOL

Dated: 19 of March, 2026

Issued by:

A handwritten signature in black ink that reads "Thomas Holbrook". The signature is written in a cursive style with a large, sweeping initial 'T'.

Thomas Holbrook
ST. CLAIR COUNTY, ILLINOIS
St Clair County Clerk

CANVASS OF VOTES


in St. Clair County, Illinois at the GENERAL PRIMARY on Tuesday, March 17, 2026

STATE OF ILLINOIS

COUNTY OF ST. CLAIR

SCHOOL

I, Thomas Holbrook, St. Clair St Clair County Clerk, do hereby certify that the above is a correct copy of the Canvass of Votes Cast at the GENERAL PRIMARY held in St. Clair County on Tuesday, March 17, 2026. This canvass was made by the County Canvassing Board of St. Clair County.



Dated: Thursday, March 19, 2026 _____

GENERAL PRIMARY
Tuesday, March 17, 2026
Official Canvass
ST. CLAIR COUNTY, ILLINOIS



Republican
FIRE

Dated: 19 of March, 2026

Issued by:

A handwritten signature in black ink that reads "Thomas Holbrook".

Thomas Holbrook
ST. CLAIR COUNTY, ILLINOIS
St Clair County Clerk

CANVASS OF VOTES

in St. Clair County, Illinois at the GENERAL PRIMARY on Tuesday, March 17, 2026

STATE OF ILLINOIS

COUNTY OF ST. CLAIR

FIRE

I, Thomas Holbrook, St. Clair St Clair County Clerk, do hereby certify that the above is a correct copy of the Canvass of Votes Cast at the GENERAL PRIMARY held in St. Clair County on Tuesday, March 17, 2026. This canvass was made by the County Canvassing Board of St. Clair County.



Dated: Thursday, March 19, 2026 _____

GENERAL PRIMARY
Tuesday, March 17, 2026
Official Canvass
ST. CLAIR COUNTY, ILLINOIS



Republican
PRECINCT

Dated: 19 of March, 2026

Issued by:

A handwritten signature in black ink that reads "Thomas Holbrook". The signature is written in a cursive style with a large, sweeping initial 'T'.

Thomas Holbrook
ST. CLAIR COUNTY, ILLINOIS
St Clair County Clerk

GENERAL PRIMARY
Tuesday, March 17, 2026

BELLEVILLE 1
PRECINCT COMMITTEEPERSON
(Vote for ONE)

	REGISTERED VOTERS	BALLOTS CAST	TURNOUT	NO CANDIDATE
Belleville 1	1,224	50	4.08%	0
Belleville Township	1,224	50	4.08%	0
ST. CLAIR COUNTY, ILLINOIS	1,224	50	4.08%	0

GENERAL PRIMARY
Tuesday, March 17, 2026

BELLEVILLE 2
PRECINCT COMMITTEEPERSON
(Vote for ONE)

	REGISTERED VOTERS	BALLOTS CAST	TURNOUT	NO CANDIDATE
Belleville 2	1,187	37	3.12%	0
Belleville Township	1,187	37	3.12%	0
ST. CLAIR COUNTY, ILLINOIS	1,187	37	3.12%	0

GENERAL PRIMARY
Tuesday, March 17, 2026

BELLEVILLE 3
PRECINCT COMMITTEEPERSON
(Vote for ONE)

	REGISTERED VOTERS	BALLOTS CAST	TURNOUT	NO CANDIDATE
Belleville 3	1,305	58	4.44%	0
Belleville Township	1,305	58	4.44%	0
ST. CLAIR COUNTY, ILLINOIS	1,305	58	4.44%	0

GENERAL PRIMARY
Tuesday, March 17, 2026

BELLEVILLE 4
PRECINCT COMMITTEEPERSON
(Vote for ONE)

	REGISTERED VOTERS	BALLOTS CAST	TURNOUT	CRAIG NUNNALLY
Belleville 4	1,231	49	3.98%	45
Belleville Township	1,231	49	3.98%	45
ST. CLAIR COUNTY, ILLINOIS	1,231	49	3.98%	45

GENERAL PRIMARY
Tuesday, March 17, 2026

BELLEVILLE 5
PRECINCT COMMITTEEPERSON
(Vote for ONE)

	REGISTERED VOTERS	BALLOTS CAST	TURNOUT	JAMES C. WOLFE
Belleville 5	1,487	118	7.94%	104
Belleville Township	1,487	118	7.94%	104
ST. CLAIR COUNTY, ILLINOIS	1,487	118	7.94%	104

GENERAL PRIMARY
Tuesday, March 17, 2026

BELLEVILLE 6
PRECINCT COMMITTEEPERSON
(Vote for ONE)

	REGISTERED VOTERS	BALLOTS CAST	TURNOUT	NO CANDIDATE
Belleville 6	731	21	2.87%	0
Belleville Township	731	21	2.87%	0
ST. CLAIR COUNTY, ILLINOIS	731	21	2.87%	0

GENERAL PRIMARY
Tuesday, March 17, 2026

BELLEVILLE 7
PRECINCT COMMITTEEPERSON
(Vote for ONE)

	REGISTERED VOTERS	BALLOTS CAST	TURNOUT	NO CANDIDATE
Belleville 7	1,433	56	3.91%	0
Belleville Township	1,433	56	3.91%	0
ST. CLAIR COUNTY, ILLINOIS	1,433	56	3.91%	0

GENERAL PRIMARY
Tuesday, March 17, 2026

BELLEVILLE 8
PRECINCT COMMITTEEPERSON
(Vote for ONE)

	REGISTERED VOTERS	BALLOTS CAST	TURNOUT	NO CANDIDATE
Belleville 8	1,065	50	4.69%	0
Belleville Township	1,065	50	4.69%	0
ST. CLAIR COUNTY, ILLINOIS	1,065	50	4.69%	0

GENERAL PRIMARY
Tuesday, March 17, 2026

BELLEVILLE 9
PRECINCT COMMITTEEPERSON
(Vote for ONE)

	REGISTERED VOTERS	BALLOTS CAST	TURNOUT	NO CANDIDATE
Belleville 9	912	32	3.51%	0
Belleville Township	912	32	3.51%	0
ST. CLAIR COUNTY, ILLINOIS	912	32	3.51%	0

GENERAL PRIMARY
Tuesday, March 17, 2026

BELLEVILLE 10
PRECINCT COMMITTEEPERSON
(Vote for ONE)

	REGISTERED VOTERS	BALLOTS CAST	TURNOUT	MARILYN SEAVEY
Belleville 10	1,145	56	4.89%	40
Belleville Township	1,145	56	4.89%	40
ST. CLAIR COUNTY, ILLINOIS	1,145	56	4.89%	40

GENERAL PRIMARY
Tuesday, March 17, 2026

BELLEVILLE 11
PRECINCT COMMITTEEPERSON
(Vote for ONE)

	REGISTERED VOTERS	BALLOTS CAST	TURNOUT	NO CANDIDATE
Belleville 11	1,525	43	2.82%	0
Belleville Township	1,525	43	2.82%	0
ST. CLAIR COUNTY, ILLINOIS	1,525	43	2.82%	0

GENERAL PRIMARY
Tuesday, March 17, 2026

BELLEVILLE 12
PRECINCT COMMITTEEPERSON
(Vote for ONE)

	REGISTERED VOTERS	BALLOTS CAST	TURNOUT	NO CANDIDATE
Belleville 12	1,310	33	2.52%	0
Belleville Township	1,310	33	2.52%	0
ST. CLAIR COUNTY, ILLINOIS	1,310	33	2.52%	0

GENERAL PRIMARY
Tuesday, March 17, 2026

BELLEVILLE 13
PRECINCT COMMITTEEPERSON
(Vote for ONE)

	REGISTERED VOTERS	BALLOTS CAST	TURNOUT	NO CANDIDATE
Belleville 13	892	25	2.80%	0
Belleville Township	892	25	2.80%	0
ST. CLAIR COUNTY, ILLINOIS	892	25	2.80%	0

GENERAL PRIMARY
Tuesday, March 17, 2026

BELLEVILLE 14
PRECINCT COMMITTEEPERSON
(Vote for ONE)

	REGISTERED VOTERS	BALLOTS CAST	TURNOUT	NO CANDIDATE
Belleville 14	977	19	1.94%	0
Belleville Township	977	19	1.94%	0
ST. CLAIR COUNTY, ILLINOIS	977	19	1.94%	0

GENERAL PRIMARY
Tuesday, March 17, 2026

BELLEVILLE 15
PRECINCT COMMITTEEPERSON
(Vote for ONE)

	REGISTERED VOTERS	BALLOTS CAST	TURNOUT	NO CANDIDATE
Belleville 15	1,295	17	1.31%	0
Belleville Township	1,295	17	1.31%	0
ST. CLAIR COUNTY, ILLINOIS	1,295	17	1.31%	0

GENERAL PRIMARY
Tuesday, March 17, 2026

BELLEVILLE 16
PRECINCT COMMITTEEPERSON
(Vote for ONE)

	REGISTERED VOTERS	BALLOTS CAST	TURNOUT	NO CANDIDATE
Belleville 16	1,144	58	5.07%	0
Belleville Township	1,144	58	5.07%	0
ST. CLAIR COUNTY, ILLINOIS	1,144	58	5.07%	0

GENERAL PRIMARY
Tuesday, March 17, 2026

BELLEVILLE 17
PRECINCT COMMITTEEPERSON
(Vote for ONE)

	REGISTERED VOTERS	BALLOTS CAST	TURNOUT	NO CANDIDATE
Belleville 17	1,119	60	5.36%	0
Belleville Township	1,119	60	5.36%	0
ST. CLAIR COUNTY, ILLINOIS	1,119	60	5.36%	0

GENERAL PRIMARY
Tuesday, March 17, 2026

BELLEVILLE 18
PRECINCT COMMITTEEPERSON
(Vote for ONE)

	REGISTERED VOTERS	BALLOTS CAST	TURNOUT	NO CANDIDATE
Belleville 18	1,006	29	2.88%	0
Belleville Township	1,006	29	2.88%	0
ST. CLAIR COUNTY, ILLINOIS	1,006	29	2.88%	0

GENERAL PRIMARY
Tuesday, March 17, 2026

BELLEVILLE 19
PRECINCT COMMITTEEPERSON
(Vote for ONE)

	REGISTERED VOTERS	BALLOTS CAST	TURNOUT	NO CANDIDATE
Belleville 19	1,661	71	4.27%	0
Belleville Township	1,661	71	4.27%	0
ST. CLAIR COUNTY, ILLINOIS	1,661	71	4.27%	0

GENERAL PRIMARY
Tuesday, March 17, 2026

BELLEVILLE 20
PRECINCT COMMITTEEPERSON
(Vote for ONE)

	REGISTERED VOTERS	BALLOTS CAST	TURNOUT	NO CANDIDATE
Belleville 20	1,495	40	2.68%	0
Belleville Township	1,495	40	2.68%	0
ST. CLAIR COUNTY, ILLINOIS	1,495	40	2.68%	0

GENERAL PRIMARY
Tuesday, March 17, 2026

BELLEVILLE 21
PRECINCT COMMITTEEPERSON
(Vote for ONE)

	REGISTERED VOTERS	BALLOTS CAST	TURNOUT	NO CANDIDATE
Belleville 21	1,151	39	3.39%	0
Belleville Township	1,151	39	3.39%	0
ST. CLAIR COUNTY, ILLINOIS	1,151	39	3.39%	0

GENERAL PRIMARY
Tuesday, March 17, 2026

BELLEVILLE 22
PRECINCT COMMITTEEPERSON
(Vote for ONE)

	REGISTERED VOTERS	BALLOTS CAST	TURNOUT	BEVERLY A. VOELKEL
Belleville 22	1,247	41	3.29%	34
Belleville Township	1,247	41	3.29%	34
ST. CLAIR COUNTY, ILLINOIS	1,247	41	3.29%	34

GENERAL PRIMARY
Tuesday, March 17, 2026

BELLEVILLE 23
PRECINCT COMMITTEEPERSON
(Vote for ONE)

	REGISTERED VOTERS	BALLOTS CAST	TURNOUT	NO CANDIDATE
Belleville 23	968	40	4.13%	0
Belleville Township	968	40	4.13%	0
ST. CLAIR COUNTY, ILLINOIS	968	40	4.13%	0

GENERAL PRIMARY
Tuesday, March 17, 2026

BELLEVILLE 24
PRECINCT COMMITTEEPERSON
(Vote for ONE)

	REGISTERED VOTERS	BALLOTS CAST	TURNOUT	NO CANDIDATE
Belleville 24	1,402	64	4.56%	0
Belleville Township	1,402	64	4.56%	0
ST. CLAIR COUNTY, ILLINOIS	1,402	64	4.56%	0

GENERAL PRIMARY
Tuesday, March 17, 2026

BELLEVILLE 25
PRECINCT COMMITTEEPERSON
(Vote for ONE)

	REGISTERED VOTERS	BALLOTS CAST	TURNOUT	NO CANDIDATE
Belleville 25	828	32	3.86%	0
Belleville Township	828	32	3.86%	0
ST. CLAIR COUNTY, ILLINOIS	828	32	3.86%	0

GENERAL PRIMARY
Tuesday, March 17, 2026

CANTEEN 1
PRECINCT COMMITTEEPERSON
(Vote for ONE)

	REGISTERED VOTERS	BALLOTS CAST	TURNOUT	NO CANDIDATE
Canteen 1	1,061	28	2.64%	0
Canteen Township	1,061	28	2.64%	0
ST. CLAIR COUNTY, ILLINOIS	1,061	28	2.64%	0

GENERAL PRIMARY
Tuesday, March 17, 2026

CANTEEN 2
PRECINCT COMMITTEEPERSON
(Vote for ONE)

	REGISTERED VOTERS	BALLOTS CAST	TURNOUT	NO CANDIDATE
Canteen 2	1,101	35	3.18%	0
Canteen Township	1,101	35	3.18%	0
ST. CLAIR COUNTY, ILLINOIS	1,101	35	3.18%	0

GENERAL PRIMARY
Tuesday, March 17, 2026

CANTEEN 3
PRECINCT COMMITTEEPERSON
(Vote for ONE)

	REGISTERED VOTERS	BALLOTS CAST	TURNOUT	MARVIN B. STRODE
Canteen 3	965	4	0.41%	3
Canteen Township	965	4	0.41%	3
ST. CLAIR COUNTY, ILLINOIS	965	4	0.41%	3

GENERAL PRIMARY
Tuesday, March 17, 2026

CANTEEN 4
PRECINCT COMMITTEEPERSON
(Vote for ONE)

	REGISTERED VOTERS	BALLOTS CAST	TURNOUT	NO CANDIDATE
Canteen 4	528	1	0.19%	0
Canteen Township	528	1	0.19%	0
ST. CLAIR COUNTY, ILLINOIS	528	1	0.19%	0

GENERAL PRIMARY
Tuesday, March 17, 2026

CANTEEN 5
PRECINCT COMMITTEEPERSON
(Vote for ONE)

	REGISTERED VOTERS	BALLOTS CAST	TURNOUT	NO CANDIDATE
Canteen 5	515	32	6.21%	0
Canteen Township	515	32	6.21%	0
ST. CLAIR COUNTY, ILLINOIS	515	32	6.21%	0

GENERAL PRIMARY
Tuesday, March 17, 2026

CASEYVILLE 1
PRECINCT COMMITTEEPERSON
(Vote for ONE)

	REGISTERED VOTERS	BALLOTS CAST	TURNOUT	NO CANDIDATE
Caseyville 1	1,117	74	6.62%	0
Caseyville Township	1,117	74	6.62%	0
ST. CLAIR COUNTY, ILLINOIS	1,117	74	6.62%	0

GENERAL PRIMARY
Tuesday, March 17, 2026

CASEYVILLE 2
PRECINCT COMMITTEEPERSON
(Vote for ONE)

	REGISTERED VOTERS	BALLOTS CAST	TURNOUT	NO CANDIDATE
Caseyville 2	2,002	85	4.25%	0
Caseyville Township	2,002	85	4.25%	0
ST. CLAIR COUNTY, ILLINOIS	2,002	85	4.25%	0

GENERAL PRIMARY
Tuesday, March 17, 2026

CASEYVILLE 3
PRECINCT COMMITTEEPERSON
(Vote for ONE)

	REGISTERED VOTERS	BALLOTS CAST	TURNOUT	RUSSELL J. KRAUSE
Caseyville 3	1,338	72	5.38%	69
Caseyville Township	1,338	72	5.38%	69
ST. CLAIR COUNTY, ILLINOIS	1,338	72	5.38%	69

GENERAL PRIMARY
Tuesday, March 17, 2026

CASEYVILLE 4
PRECINCT COMMITTEEPERSON
(Vote for ONE)

	REGISTERED VOTERS	BALLOTS CAST	TURNOUT	NO CANDIDATE
Caseyville 4	1,299	54	4.16%	0
Caseyville Township	1,299	54	4.16%	0
ST. CLAIR COUNTY, ILLINOIS	1,299	54	4.16%	0

GENERAL PRIMARY
Tuesday, March 17, 2026

CASEYVILLE 5
PRECINCT COMMITTEEPERSON
(Vote for ONE)

	REGISTERED VOTERS	BALLOTS CAST	TURNOUT	NO CANDIDATE
Caseyville 5	1,661	99	5.96%	0
Caseyville Township	1,661	99	5.96%	0
ST. CLAIR COUNTY, ILLINOIS	1,661	99	5.96%	0

GENERAL PRIMARY
Tuesday, March 17, 2026

CASEYVILLE 6
PRECINCT COMMITTEEPERSON
(Vote for ONE)

	REGISTERED VOTERS	BALLOTS CAST	TURNOUT	CARY MATHEWS
Caseyville 6	1,638	81	4.95%	69
Caseyville Township	1,638	81	4.95%	69
ST. CLAIR COUNTY, ILLINOIS	1,638	81	4.95%	69

GENERAL PRIMARY
Tuesday, March 17, 2026

CASEYVILLE 7
PRECINCT COMMITTEEPERSON
(Vote for ONE)

	REGISTERED VOTERS	BALLOTS CAST	TURNOUT	TIM HIPSKIND
Caseyville 7	1,308	69	5.28%	59
Caseyville Township	1,308	69	5.28%	59
ST. CLAIR COUNTY, ILLINOIS	1,308	69	5.28%	59

GENERAL PRIMARY
Tuesday, March 17, 2026

CASEYVILLE 8
PRECINCT COMMITTEEPERSON
(Vote for ONE)

	REGISTERED VOTERS	BALLOTS CAST	TURNOUT	NO CANDIDATE
Caseyville 8	1,516	110	7.26%	0
Caseyville Township	1,516	110	7.26%	0
ST. CLAIR COUNTY, ILLINOIS	1,516	110	7.26%	0

GENERAL PRIMARY
Tuesday, March 17, 2026

CASEYVILLE 9
PRECINCT COMMITTEEPERSON
(Vote for ONE)

	REGISTERED VOTERS	BALLOTS CAST	TURNOUT	NO CANDIDATE
Caseyville 9	864	37	4.28%	0
Caseyville Township	864	37	4.28%	0
ST. CLAIR COUNTY, ILLINOIS	864	37	4.28%	0

GENERAL PRIMARY
Tuesday, March 17, 2026

CASEYVILLE 10
PRECINCT COMMITTEEPERSON
(Vote for ONE)

	REGISTERED VOTERS	BALLOTS CAST	TURNOUT	NO CANDIDATE
Caseyville 10	1,230	74	6.02%	0
Caseyville Township	1,230	74	6.02%	0
ST. CLAIR COUNTY, ILLINOIS	1,230	74	6.02%	0

GENERAL PRIMARY
Tuesday, March 17, 2026

CASEYVILLE 11
PRECINCT COMMITTEEPERSON
(Vote for ONE)

	REGISTERED VOTERS	BALLOTS CAST	TURNOUT	NO CANDIDATE
Caseyville 11	1,100	43	3.91%	0
Caseyville Township	1,100	43	3.91%	0
ST. CLAIR COUNTY, ILLINOIS	1,100	43	3.91%	0

GENERAL PRIMARY
Tuesday, March 17, 2026

CASEYVILLE 12
PRECINCT COMMITTEEPERSON
(Vote for ONE)

	REGISTERED VOTERS	BALLOTS CAST	TURNOUT	NO CANDIDATE
Caseyville 12	1,512	74	4.89%	0
Caseyville Township	1,512	74	4.89%	0
ST. CLAIR COUNTY, ILLINOIS	1,512	74	4.89%	0

GENERAL PRIMARY
Tuesday, March 17, 2026

CASEYVILLE 13
PRECINCT COMMITTEEPERSON
(Vote for ONE)

	REGISTERED VOTERS	BALLOTS CAST	TURNOUT	NO CANDIDATE
Caseyville 13	960	73	7.60%	0
Caseyville Township	960	73	7.60%	0
ST. CLAIR COUNTY, ILLINOIS	960	73	7.60%	0

GENERAL PRIMARY
Tuesday, March 17, 2026

CASEYVILLE 14
PRECINCT COMMITTEEPERSON
(Vote for ONE)

	REGISTERED VOTERS	BALLOTS CAST	TURNOUT	NO CANDIDATE
Caseyville 14	1,797	109	6.07%	0
Caseyville Township	1,797	109	6.07%	0
ST. CLAIR COUNTY, ILLINOIS	1,797	109	6.07%	0

GENERAL PRIMARY
Tuesday, March 17, 2026

CASEYVILLE 15
PRECINCT COMMITTEEPERSON
(Vote for ONE)

	REGISTERED VOTERS	BALLOTS CAST	TURNOUT	NO CANDIDATE
Caseyville 15	1,198	27	2.25%	0
Caseyville Township	1,198	27	2.25%	0
ST. CLAIR COUNTY, ILLINOIS	1,198	27	2.25%	0

GENERAL PRIMARY
Tuesday, March 17, 2026

CASEYVILLE 16
PRECINCT COMMITTEEPERSON
(Vote for ONE)

	REGISTERED VOTERS	BALLOTS CAST	TURNOUT	NO CANDIDATE
Caseyville 16	441	28	6.35%	0
Caseyville Township	441	28	6.35%	0
ST. CLAIR COUNTY, ILLINOIS	441	28	6.35%	0

GENERAL PRIMARY
Tuesday, March 17, 2026

CASEYVILLE 17
PRECINCT COMMITTEEPERSON
(Vote for ONE)

	REGISTERED VOTERS	BALLOTS CAST	TURNOUT	NO CANDIDATE
Caseyville 17	905	44	4.86%	0
Caseyville Township	905	44	4.86%	0
ST. CLAIR COUNTY, ILLINOIS	905	44	4.86%	0

GENERAL PRIMARY
Tuesday, March 17, 2026

CASEYVILLE 18
PRECINCT COMMITTEEPERSON
(Vote for ONE)

	REGISTERED VOTERS	BALLOTS CAST	TURNOUT	NO CANDIDATE
Caseyville 18	1,489	65	4.37%	0
Caseyville Township	1,489	65	4.37%	0
ST. CLAIR COUNTY, ILLINOIS	1,489	65	4.37%	0

GENERAL PRIMARY
Tuesday, March 17, 2026

CASEYVILLE 19
PRECINCT COMMITTEEPERSON
(Vote for ONE)

	REGISTERED VOTERS	BALLOTS CAST	TURNOUT	NO CANDIDATE
Caseyville 19	763	39	5.11%	0
Caseyville Township	763	39	5.11%	0
ST. CLAIR COUNTY, ILLINOIS	763	39	5.11%	0

GENERAL PRIMARY
Tuesday, March 17, 2026

CASEYVILLE 20
PRECINCT COMMITTEEPERSON
(Vote for ONE)

	REGISTERED VOTERS	BALLOTS CAST	TURNOUT	NO CANDIDATE
Caseyville 20	478	29	6.07%	0
Caseyville Township	478	29	6.07%	0
ST. CLAIR COUNTY, ILLINOIS	478	29	6.07%	0

GENERAL PRIMARY
Tuesday, March 17, 2026

CASEYVILLE 21
PRECINCT COMMITTEEPERSON
(Vote for ONE)

	REGISTERED VOTERS	BALLOTS CAST	TURNOUT	NO CANDIDATE
Caseyville 21	994	57	5.73%	0
Caseyville Township	994	57	5.73%	0
ST. CLAIR COUNTY, ILLINOIS	994	57	5.73%	0

GENERAL PRIMARY
Tuesday, March 17, 2026

CASEYVILLE 22
PRECINCT COMMITTEEPERSON
(Vote for ONE)

	REGISTERED VOTERS	BALLOTS CAST	TURNOUT	NO CANDIDATE
Caseyville 22	1,433	103	7.19%	0
Caseyville Township	1,433	103	7.19%	0
ST. CLAIR COUNTY, ILLINOIS	1,433	103	7.19%	0

GENERAL PRIMARY
Tuesday, March 17, 2026

CENTREVILLE 1
PRECINCT COMMITTEEPERSON
(Vote for ONE)

	REGISTERED VOTERS	BALLOTS CAST	TURNOUT	NO CANDIDATE
Centreville 1	1,088	1	0.09%	0
Centreville Township	1,088	1	0.09%	0
ST. CLAIR COUNTY, ILLINOIS	1,088	1	0.09%	0

GENERAL PRIMARY
Tuesday, March 17, 2026

CENTREVILLE 2
PRECINCT COMMITTEEPERSON
(Vote for ONE)

	REGISTERED VOTERS	BALLOTS CAST	TURNOUT	NO CANDIDATE
Centreville 2	1,019	13	1.28%	0
Centreville Township	1,019	13	1.28%	0
ST. CLAIR COUNTY, ILLINOIS	1,019	13	1.28%	0

GENERAL PRIMARY
Tuesday, March 17, 2026

CENTREVILLE 3
PRECINCT COMMITTEEPERSON
(Vote for ONE)

	REGISTERED VOTERS	BALLOTS CAST	TURNOUT	NO CANDIDATE
Centreville 3	1,492	7	0.47%	0
Centreville Township	1,492	7	0.47%	0
ST. CLAIR COUNTY, ILLINOIS	1,492	7	0.47%	0

GENERAL PRIMARY
Tuesday, March 17, 2026

CENTREVILLE 4
PRECINCT COMMITTEEPERSON
(Vote for ONE)

	REGISTERED VOTERS	BALLOTS CAST	TURNOUT	NO CANDIDATE
Centreville 4	845	30	3.55%	0
Centreville Township	845	30	3.55%	0
ST. CLAIR COUNTY, ILLINOIS	845	30	3.55%	0

GENERAL PRIMARY
Tuesday, March 17, 2026

CENTREVILLE 5
PRECINCT COMMITTEEPERSON
(Vote for ONE)

	REGISTERED VOTERS	BALLOTS CAST	TURNOUT	NO CANDIDATE
Centreville 5	1,309	19	1.45%	0
Centreville Township	1,309	19	1.45%	0
ST. CLAIR COUNTY, ILLINOIS	1,309	19	1.45%	0

GENERAL PRIMARY
Tuesday, March 17, 2026

CENTREVILLE 6
PRECINCT COMMITTEEPERSON
(Vote for ONE)

	REGISTERED VOTERS	BALLOTS CAST	TURNOUT	NO CANDIDATE
Centreville 6	1,233	7	0.57%	0
Centreville Township	1,233	7	0.57%	0
ST. CLAIR COUNTY, ILLINOIS	1,233	7	0.57%	0

GENERAL PRIMARY
Tuesday, March 17, 2026

CENTREVILLE 7
PRECINCT COMMITTEEPERSON
(Vote for ONE)

	REGISTERED VOTERS	BALLOTS CAST	TURNOUT	NO CANDIDATE
Centreville 7	1,806	30	1.66%	0
Centreville Township	1,806	30	1.66%	0
ST. CLAIR COUNTY, ILLINOIS	1,806	30	1.66%	0

GENERAL PRIMARY
Tuesday, March 17, 2026

CENTREVILLE 8
PRECINCT COMMITTEEPERSON
(Vote for ONE)

	REGISTERED VOTERS	BALLOTS CAST	TURNOUT	NO CANDIDATE
Centreville 8	1,101	24	2.18%	0
Centreville Township	1,101	24	2.18%	0
ST. CLAIR COUNTY, ILLINOIS	1,101	24	2.18%	0

GENERAL PRIMARY
Tuesday, March 17, 2026

CENTREVILLE 9
PRECINCT COMMITTEEPERSON
(Vote for ONE)

	REGISTERED VOTERS	BALLOTS CAST	TURNOUT	NO CANDIDATE
Centreville 9	1,534	27	1.76%	0
Centreville Township	1,534	27	1.76%	0
ST. CLAIR COUNTY, ILLINOIS	1,534	27	1.76%	0

GENERAL PRIMARY
Tuesday, March 17, 2026

CENTREVILLE 10
PRECINCT COMMITTEEPERSON
(Vote for ONE)

	REGISTERED VOTERS	BALLOTS CAST	TURNOUT	NO CANDIDATE
Centreville 10	1,164	9	0.77%	0
Centreville Township	1,164	9	0.77%	0
ST. CLAIR COUNTY, ILLINOIS	1,164	9	0.77%	0

GENERAL PRIMARY
Tuesday, March 17, 2026

ENGELMANN 1
PRECINCT COMMITTEEPERSON
(Vote for ONE)

	REGISTERED VOTERS	BALLOTS CAST	TURNOUT	NO CANDIDATE
Engelmann 1	564	79	14.01%	0
Engelmann Township	564	79	14.01%	0
ST. CLAIR COUNTY, ILLINOIS	564	79	14.01%	0

GENERAL PRIMARY
Tuesday, March 17, 2026

FAYETTEVILLE 1
PRECINCT COMMITTEEPERSON
(Vote for ONE)

	REGISTERED VOTERS	BALLOTS CAST	TURNOUT	NO CANDIDATE
Fayetteville 1	435	63	14.48%	0
Fayetteville Township	435	63	14.48%	0
ST. CLAIR COUNTY, ILLINOIS	435	63	14.48%	0

GENERAL PRIMARY
Tuesday, March 17, 2026

FAYETTEVILLE 2
PRECINCT COMMITTEEPERSON
(Vote for ONE)

	REGISTERED VOTERS	BALLOTS CAST	TURNOUT	NO CANDIDATE
Fayetteville 2	684	104	15.20%	0
Fayetteville Township	684	104	15.20%	0
ST. CLAIR COUNTY, ILLINOIS	684	104	15.20%	0

GENERAL PRIMARY
Tuesday, March 17, 2026

FREEBURG 1
PRECINCT COMMITTEEPERSON
(Vote for ONE)

	REGISTERED VOTERS	BALLOTS CAST	TURNOUT	NO CANDIDATE
Freeburg 1	1,342	110	8.20%	0
Freeburg Township	1,342	110	8.20%	0
ST. CLAIR COUNTY, ILLINOIS	1,342	110	8.20%	0

GENERAL PRIMARY
Tuesday, March 17, 2026

FREEBURG 2
PRECINCT COMMITTEEPERSON
(Vote for ONE)

	REGISTERED VOTERS	BALLOTS CAST	TURNOUT	NO CANDIDATE
Freeburg 2	1,268	128	10.09%	0
Freeburg Township	1,268	128	10.09%	0
ST. CLAIR COUNTY, ILLINOIS	1,268	128	10.09%	0

GENERAL PRIMARY
Tuesday, March 17, 2026

FREEBURG 3
PRECINCT COMMITTEEPERSON
(Vote for ONE)

	REGISTERED VOTERS	BALLOTS CAST	TURNOUT	NO CANDIDATE
Freeburg 3	1,293	108	8.35%	0
Freeburg Township	1,293	108	8.35%	0
ST. CLAIR COUNTY, ILLINOIS	1,293	108	8.35%	0

GENERAL PRIMARY
Tuesday, March 17, 2026

LEBANON 1
PRECINCT COMMITTEEPERSON
(Vote for ONE)

	REGISTERED VOTERS	BALLOTS CAST	TURNOUT	NO CANDIDATE
Lebanon 1	1,655	110	6.65%	0
Lebanon Township	1,655	110	6.65%	0
ST. CLAIR COUNTY, ILLINOIS	1,655	110	6.65%	0

GENERAL PRIMARY
Tuesday, March 17, 2026

LEBANON 2
PRECINCT COMMITTEEPERSON
(Vote for ONE)

	REGISTERED VOTERS	BALLOTS CAST	TURNOUT	ROBERT MORGAN
Lebanon 2	806	53	6.58%	44
Lebanon Township	806	53	6.58%	44
ST. CLAIR COUNTY, ILLINOIS	806	53	6.58%	44

GENERAL PRIMARY
Tuesday, March 17, 2026

LEBANON 3
PRECINCT COMMITTEEPERSON
(Vote for ONE)

	REGISTERED VOTERS	BALLOTS CAST	TURNOUT	NO CANDIDATE
Lebanon 3	485	91	18.76%	0
Lebanon Township	485	91	18.76%	0
ST. CLAIR COUNTY, ILLINOIS	485	91	18.76%	0

GENERAL PRIMARY
Tuesday, March 17, 2026

LENZBURG 1
Lenzburg 1
(Vote for ONE)

	REGISTERED VOTERS	BALLOTS CAST	TURNOUT	NO CANDIDATE
Lenzburg 1	668	78	11.68%	0
Lenzburg Township	668	78	11.68%	0
ST. CLAIR COUNTY, ILLINOIS	668	78	11.68%	0

GENERAL PRIMARY
Tuesday, March 17, 2026

MARISSA 1
PRECINCT COMMITTEEPERSON
(Vote for ONE)

	REGISTERED VOTERS	BALLOTS CAST	TURNOUT	NO CANDIDATE
Marissa 1	1,582	158	9.99%	0
Marissa Township	1,582	158	9.99%	0
ST. CLAIR COUNTY, ILLINOIS	1,582	158	9.99%	0

GENERAL PRIMARY
Tuesday, March 17, 2026

MASCOUTAH 1
PRECINCT COMMITTEEPERSON
(Vote for ONE)

	REGISTERED VOTERS	BALLOTS CAST	TURNOUT	NO CANDIDATE
Mascoutah 1	1,262	106	8.40%	0
Mascoutah Township	1,262	106	8.40%	0
ST. CLAIR COUNTY, ILLINOIS	1,262	106	8.40%	0

GENERAL PRIMARY
Tuesday, March 17, 2026

MASCOUTAH 2
PRECINCT COMMITTEEPERSON
(Vote for ONE)

	REGISTERED VOTERS	BALLOTS CAST	TURNOUT	NO CANDIDATE
Mascoutah 2	1,834	112	6.11%	0
Mascoutah Township	1,834	112	6.11%	0
ST. CLAIR COUNTY, ILLINOIS	1,834	112	6.11%	0

GENERAL PRIMARY
Tuesday, March 17, 2026

MASCOUTAH 3
PRECINCT COMMITTEEPERSON
(Vote for ONE)

	REGISTERED VOTERS	BALLOTS CAST	TURNOUT	NO CANDIDATE
Mascoutah 3	2,239	136	6.07%	0
Mascoutah Township	2,239	136	6.07%	0
ST. CLAIR COUNTY, ILLINOIS	2,239	136	6.07%	0

GENERAL PRIMARY
Tuesday, March 17, 2026

MASCOUTAH 4
PRECINCT COMMITTEEPERSON
(Vote for ONE)

	REGISTERED VOTERS	BALLOTS CAST	TURNOUT	CHARLES ABSHER
Mascoutah 4	1,482	67	4.52%	60
Mascoutah Township	1,482	67	4.52%	60
ST. CLAIR COUNTY, ILLINOIS	1,482	67	4.52%	60

GENERAL PRIMARY
Tuesday, March 17, 2026

MILLSTADT 1
PRECINCT COMMITTEEPERSON
(Vote for ONE)

	REGISTERED VOTERS	BALLOTS CAST	TURNOUT	LINDA LEHR
Millstadt 1	1,246	178	14.29%	159
Millstadt Township	1,246	178	14.29%	159
ST. CLAIR COUNTY, ILLINOIS	1,246	178	14.29%	159

GENERAL PRIMARY
Tuesday, March 17, 2026

MILLSTADT 2
PRECINCT COMMITTEEPERSON
(Vote for ONE)

	REGISTERED VOTERS	BALLOTS CAST	TURNOUT	NO CANDIDATE
Millstadt 2	1,610	243	15.09%	0
Millstadt Township	1,610	243	15.09%	0
ST. CLAIR COUNTY, ILLINOIS	1,610	243	15.09%	0

GENERAL PRIMARY
Tuesday, March 17, 2026

MILLSTADT 3
PRECINCT COMMITTEEPERSON
(Vote for ONE)

	REGISTERED VOTERS	BALLOTS CAST	TURNOUT	NO CANDIDATE
Millstadt 3	594	110	18.52%	0
Millstadt Township	594	110	18.52%	0
ST. CLAIR COUNTY, ILLINOIS	594	110	18.52%	0

GENERAL PRIMARY
Tuesday, March 17, 2026

MILLSTADT 4
PRECINCT COMMITTEEPERSON
(Vote for ONE)

	REGISTERED VOTERS	BALLOTS CAST	TURNOUT	NO CANDIDATE
Millstadt 4	873	105	12.03%	0
Millstadt Township	873	105	12.03%	0
ST. CLAIR COUNTY, ILLINOIS	873	105	12.03%	0

GENERAL PRIMARY
Tuesday, March 17, 2026

MILLSTADT 5
PRECINCT COMMITTEEPERSON
(Vote for ONE)

	REGISTERED VOTERS	BALLOTS CAST	TURNOUT	NO CANDIDATE
Millstadt 5	1,152	195	16.93%	0
Millstadt Township	1,152	195	16.93%	0
ST. CLAIR COUNTY, ILLINOIS	1,152	195	16.93%	0

GENERAL PRIMARY
Tuesday, March 17, 2026

NEW ATHENS 1
PRECINCT COMMITTEEPERSON
(Vote for ONE)

	REGISTERED VOTERS	BALLOTS CAST	TURNOUT	NO CANDIDATE
New Athens 1	863	82	9.50%	0
New Athens Township	863	82	9.50%	0
ST. CLAIR COUNTY, ILLINOIS	863	82	9.50%	0

GENERAL PRIMARY
Tuesday, March 17, 2026

NEW ATHENS 2
PRECINCT COMMITTEEPERSON
(Vote for ONE)

	REGISTERED VOTERS	BALLOTS CAST	TURNOUT	NO CANDIDATE
New Athens 2	1,001	120	11.99%	0
New Athens Township	1,001	120	11.99%	0
ST. CLAIR COUNTY, ILLINOIS	1,001	120	11.99%	0

GENERAL PRIMARY
Tuesday, March 17, 2026

O FALLON 1
PRECINCT COMMITTEEPERSON
(Vote for ONE)

	REGISTERED VOTERS	BALLOTS CAST	TURNOUT	MICHAEL BUTLER
O Fallon 1	1,073	67	6.24%	62
O'Fallon Township	1,073	67	6.24%	62
ST. CLAIR COUNTY, ILLINOIS	1,073	67	6.24%	62

GENERAL PRIMARY
Tuesday, March 17, 2026

O FALLON 2
PRECINCT COMMITTEEPERSON
(Vote for ONE)

	REGISTERED VOTERS	BALLOTS CAST	TURNOUT	NO CANDIDATE
O Fallon 2	1,114	32	2.87%	0
O'Fallon Township	1,114	32	2.87%	0
ST. CLAIR COUNTY, ILLINOIS	1,114	32	2.87%	0

GENERAL PRIMARY
Tuesday, March 17, 2026

O FALLON 3
PRECINCT COMMITTEEPERSON
(Vote for ONE)

	REGISTERED VOTERS	BALLOTS CAST	TURNOUT	NO CANDIDATE
O Fallon 3	751	45	5.99%	0
O'Fallon Township	751	45	5.99%	0
ST. CLAIR COUNTY, ILLINOIS	751	45	5.99%	0

GENERAL PRIMARY
Tuesday, March 17, 2026

O FALLON 4
PRECINCT COMMITTEEPERSON
(Vote for ONE)

	REGISTERED VOTERS	BALLOTS CAST	TURNOUT	NO CANDIDATE
O Fallon 4	647	52	8.04%	0
O'Fallon Township	647	52	8.04%	0
ST. CLAIR COUNTY, ILLINOIS	647	52	8.04%	0

GENERAL PRIMARY
Tuesday, March 17, 2026

O FALLON 5
PRECINCT COMMITTEEPERSON
(Vote for ONE)

	REGISTERED VOTERS	BALLOTS CAST	TURNOUT	JEANETTE GULICK
O Fallon 5	1,141	76	6.66%	64
O'Fallon Township	1,141	76	6.66%	64
ST. CLAIR COUNTY, ILLINOIS	1,141	76	6.66%	64

GENERAL PRIMARY
Tuesday, March 17, 2026

O FALLON 6
PRECINCT COMMITTEEPERSON
(Vote for ONE)

	REGISTERED VOTERS	BALLOTS CAST	TURNOUT	NO CANDIDATE
O Fallon 6	905	45	4.97%	0
O'Fallon Township	905	45	4.97%	0
ST. CLAIR COUNTY, ILLINOIS	905	45	4.97%	0

GENERAL PRIMARY
Tuesday, March 17, 2026

O FALLON 7
PRECINCT COMMITTEEPERSON
(Vote for ONE)

	REGISTERED VOTERS	BALLOTS CAST	TURNOUT	NO CANDIDATE
O Fallon 7	1,196	104	8.70%	0
O'Fallon Township	1,196	104	8.70%	0
ST. CLAIR COUNTY, ILLINOIS	1,196	104	8.70%	0

GENERAL PRIMARY
Tuesday, March 17, 2026

O FALLON 8
PRECINCT COMMITTEEPERSON
(Vote for ONE)

	REGISTERED VOTERS	BALLOTS CAST	TURNOUT	NO CANDIDATE
O Fallon 8	1,502	95	6.32%	0
O'Fallon Township	1,502	95	6.32%	0
ST. CLAIR COUNTY, ILLINOIS	1,502	95	6.32%	0

GENERAL PRIMARY
Tuesday, March 17, 2026

O FALLON 9
PRECINCT COMMITTEEPERSON
(Vote for ONE)

	REGISTERED VOTERS	BALLOTS CAST	TURNOUT	NO CANDIDATE
O Fallon 9	1,172	76	6.48%	0
O'Fallon Township	1,172	76	6.48%	0
ST. CLAIR COUNTY, ILLINOIS	1,172	76	6.48%	0

GENERAL PRIMARY
Tuesday, March 17, 2026

O FALLON 10
PRECINCT COMMITTEEPERSON
(Vote for ONE)

	REGISTERED VOTERS	BALLOTS CAST	TURNOUT	NO CANDIDATE
O Fallon 10	1,239	46	3.71%	0
O'Fallon Township	1,239	46	3.71%	0
ST. CLAIR COUNTY, ILLINOIS	1,239	46	3.71%	0

GENERAL PRIMARY
Tuesday, March 17, 2026

O FALLON 11
PRECINCT COMMITTEEPERSON
(Vote for ONE)

	REGISTERED VOTERS	BALLOTS CAST	TURNOUT	NO CANDIDATE
O Fallon 11	1,304	120	9.20%	0
O'Fallon Township	1,304	120	9.20%	0
ST. CLAIR COUNTY, ILLINOIS	1,304	120	9.20%	0

GENERAL PRIMARY
Tuesday, March 17, 2026

O FALLON 12
PRECINCT COMMITTEEPERSON
(Vote for ONE)

	REGISTERED VOTERS	BALLOTS CAST	TURNOUT	NO CANDIDATE
O Fallon 12	1,503	100	6.65%	0
O'Fallon Township	1,503	100	6.65%	0
ST. CLAIR COUNTY, ILLINOIS	1,503	100	6.65%	0

GENERAL PRIMARY
Tuesday, March 17, 2026

O FALLON 13
PRECINCT COMMITTEEPERSON
(Vote for ONE)

	REGISTERED VOTERS	BALLOTS CAST	TURNOUT	NO CANDIDATE
O Fallon 13	1,292	67	5.19%	0
O'Fallon Township	1,292	67	5.19%	0
ST. CLAIR COUNTY, ILLINOIS	1,292	67	5.19%	0

GENERAL PRIMARY
Tuesday, March 17, 2026

O FALLON 14
PRECINCT COMMITTEEPERSON
(Vote for ONE)

	REGISTERED VOTERS	BALLOTS CAST	TURNOUT	NO CANDIDATE
O Fallon 14	849	44	5.18%	0
O'Fallon Township	849	44	5.18%	0
ST. CLAIR COUNTY, ILLINOIS	849	44	5.18%	0

GENERAL PRIMARY
Tuesday, March 17, 2026

O FALLON 15
PRECINCT COMMITTEEPERSON
(Vote for ONE)

	REGISTERED VOTERS	BALLOTS CAST	TURNOUT	NO CANDIDATE
O Fallon 15	1,459	115	7.88%	0
O'Fallon Township	1,459	115	7.88%	0
ST. CLAIR COUNTY, ILLINOIS	1,459	115	7.88%	0

GENERAL PRIMARY
Tuesday, March 17, 2026

O FALLON 16
PRECINCT COMMITTEEPERSON
(Vote for ONE)

	REGISTERED VOTERS	BALLOTS CAST	TURNOUT	NO CANDIDATE
O Fallon 16	1,634	117	7.16%	0
O'Fallon Township	1,634	117	7.16%	0
ST. CLAIR COUNTY, ILLINOIS	1,634	117	7.16%	0

GENERAL PRIMARY
Tuesday, March 17, 2026

O FALLON 17
PRECINCT COMMITTEEPERSON
(Vote for ONE)

	REGISTERED VOTERS	BALLOTS CAST	TURNOUT	NO CANDIDATE
O Fallon 17	1,011	40	3.96%	0
O'Fallon Township	1,011	40	3.96%	0
ST. CLAIR COUNTY, ILLINOIS	1,011	40	3.96%	0

GENERAL PRIMARY
Tuesday, March 17, 2026

O FALLON 18
PRECINCT COMMITTEEPERSON
(Vote for ONE)

	REGISTERED VOTERS	BALLOTS CAST	TURNOUT	NO CANDIDATE
O Fallon 18	738	31	4.20%	0
O'Fallon Township	738	31	4.20%	0
ST. CLAIR COUNTY, ILLINOIS	738	31	4.20%	0

GENERAL PRIMARY
Tuesday, March 17, 2026

PRAIRIE DU LONG 1
PRECINCT COMMITTEEPERSON
(Vote for ONE)

	REGISTERED VOTERS	BALLOTS CAST	TURNOUT	NO CANDIDATE
Prairie Du Long 1	793	127	16.02%	0
Prairie Du Long Township	793	127	16.02%	0
ST. CLAIR COUNTY, ILLINOIS	793	127	16.02%	0

GENERAL PRIMARY
Tuesday, March 17, 2026

PRAIRIE DU LONG 2
PRECINCT COMMITTEEPERSON
(Vote for ONE)

	REGISTERED VOTERS	BALLOTS CAST	TURNOUT	NO CANDIDATE
Prairie Du Long 2	1,377	287	20.84%	0
Prairie Du Long Township	1,377	287	20.84%	0
ST. CLAIR COUNTY, ILLINOIS	1,377	287	20.84%	0

GENERAL PRIMARY
Tuesday, March 17, 2026

ST CLAIR 1
PRECINCT COMMITTEEPERSON
(Vote for ONE)

	REGISTERED VOTERS	BALLOTS CAST	TURNOUT	NO CANDIDATE
St Clair 1	1,477	61	4.13%	0
St. Clair Township	1,477	61	4.13%	0
ST. CLAIR COUNTY, ILLINOIS	1,477	61	4.13%	0

GENERAL PRIMARY
Tuesday, March 17, 2026

ST CLAIR 2
PRECINCT COMMITTEEPERSON
(Vote for ONE)

	REGISTERED VOTERS	BALLOTS CAST	TURNOUT	NO CANDIDATE
St Clair 2	756	45	5.95%	0
St. Clair Township	756	45	5.95%	0
ST. CLAIR COUNTY, ILLINOIS	756	45	5.95%	0

GENERAL PRIMARY
Tuesday, March 17, 2026

ST CLAIR 3
PRECINCT COMMITTEEPERSON
(Vote for ONE)

	REGISTERED VOTERS	BALLOTS CAST	TURNOUT	NO CANDIDATE
St Clair 3	1,323	63	4.76%	0
St. Clair Township	1,323	63	4.76%	0
ST. CLAIR COUNTY, ILLINOIS	1,323	63	4.76%	0

GENERAL PRIMARY
Tuesday, March 17, 2026

ST CLAIR 4
PRECINCT COMMITTEEPERSON
(Vote for ONE)

	REGISTERED VOTERS	BALLOTS CAST	TURNOUT	NO CANDIDATE
St Clair 4	690	32	4.64%	0
St. Clair Township	690	32	4.64%	0
ST. CLAIR COUNTY, ILLINOIS	690	32	4.64%	0

GENERAL PRIMARY
Tuesday, March 17, 2026

ST CLAIR 5
PRECINCT COMMITTEEPERSON
(Vote for ONE)

	REGISTERED VOTERS	BALLOTS CAST	TURNOUT	NO CANDIDATE
St Clair 5	871	41	4.71%	0
St. Clair Township	871	41	4.71%	0
ST. CLAIR COUNTY, ILLINOIS	871	41	4.71%	0

GENERAL PRIMARY
Tuesday, March 17, 2026

ST CLAIR 6
PRECINCT COMMITTEEPERSON
(Vote for ONE)

	REGISTERED VOTERS	BALLOTS CAST	TURNOUT	NO CANDIDATE
St Clair 6	1,407	91	6.47%	0
St. Clair Township	1,407	91	6.47%	0
ST. CLAIR COUNTY, ILLINOIS	1,407	91	6.47%	0

GENERAL PRIMARY
Tuesday, March 17, 2026

ST CLAIR 7
PRECINCT COMMITTEEPERSON
(Vote for ONE)

	REGISTERED VOTERS	BALLOTS CAST	TURNOUT	NO CANDIDATE
St Clair 7	1,313	40	3.05%	0
St. Clair Township	1,313	40	3.05%	0
ST. CLAIR COUNTY, ILLINOIS	1,313	40	3.05%	0

GENERAL PRIMARY
Tuesday, March 17, 2026

ST CLAIR 8
PRECINCT COMMITTEEPERSON
(Vote for ONE)

	REGISTERED VOTERS	BALLOTS CAST	TURNOUT	STEVEN DUFF
St Clair 8	1,122	62	5.53%	54
St. Clair Township	1,122	62	5.53%	54
ST. CLAIR COUNTY, ILLINOIS	1,122	62	5.53%	54

GENERAL PRIMARY
Tuesday, March 17, 2026

ST CLAIR 9
PRECINCT COMMITTEEPERSON
(Vote for ONE)

	REGISTERED VOTERS	BALLOTS CAST	TURNOUT	TONDA LOU VAN HOOSE
St Clair 9	929	29	3.12%	26
St. Clair Township	929	29	3.12%	26
ST. CLAIR COUNTY, ILLINOIS	929	29	3.12%	26

GENERAL PRIMARY
Tuesday, March 17, 2026

ST CLAIR 10
PRECINCT COMMITTEEPERSON
(Vote for ONE)

	REGISTERED VOTERS	BALLOTS CAST	TURNOUT	NO CANDIDATE
St Clair 10	1,346	36	2.67%	0
St. Clair Township	1,346	36	2.67%	0
ST. CLAIR COUNTY, ILLINOIS	1,346	36	2.67%	0

GENERAL PRIMARY
Tuesday, March 17, 2026

ST CLAIR 11
PRECINCT COMMITTEEPERSON
(Vote for ONE)

	REGISTERED VOTERS	BALLOTS CAST	TURNOUT	NO CANDIDATE
St Clair 11	834	38	4.56%	0
St. Clair Township	834	38	4.56%	0
ST. CLAIR COUNTY, ILLINOIS	834	38	4.56%	0

GENERAL PRIMARY
Tuesday, March 17, 2026

ST CLAIR 12
PRECINCT COMMITTEEPERSON
(Vote for ONE)

	REGISTERED VOTERS	BALLOTS CAST	TURNOUT	NO CANDIDATE
St Clair 12	1,208	46	3.81%	0
St. Clair Township	1,208	46	3.81%	0
ST. CLAIR COUNTY, ILLINOIS	1,208	46	3.81%	0

GENERAL PRIMARY
Tuesday, March 17, 2026

ST CLAIR 13
PRECINCT COMMITTEEPERSON
(Vote for ONE)

	REGISTERED VOTERS	BALLOTS CAST	TURNOUT	NO CANDIDATE
St Clair 13	791	53	6.70%	0
St. Clair Township	791	53	6.70%	0
ST. CLAIR COUNTY, ILLINOIS	791	53	6.70%	0

GENERAL PRIMARY
Tuesday, March 17, 2026

ST CLAIR 14
PRECINCT COMMITTEEPERSON
(Vote for ONE)

	REGISTERED VOTERS	BALLOTS CAST	TURNOUT	PAMELA MILES
St Clair 14	1,494	100	6.69%	88
St. Clair Township	1,494	100	6.69%	88
ST. CLAIR COUNTY, ILLINOIS	1,494	100	6.69%	88

GENERAL PRIMARY
Tuesday, March 17, 2026

ST CLAIR 15
PRECINCT COMMITTEEPERSON
(Vote for ONE)

	REGISTERED VOTERS	BALLOTS CAST	TURNOUT	NO CANDIDATE
St Clair 15	1,403	82	5.84%	0
St. Clair Township	1,403	82	5.84%	0
ST. CLAIR COUNTY, ILLINOIS	1,403	82	5.84%	0

GENERAL PRIMARY
Tuesday, March 17, 2026

ST CLAIR 16
PRECINCT COMMITTEEPERSON
(Vote for ONE)

	REGISTERED VOTERS	BALLOTS CAST	TURNOUT	NO CANDIDATE
St Clair 16	1,258	15	1.19%	0
St. Clair Township	1,258	15	1.19%	0
ST. CLAIR COUNTY, ILLINOIS	1,258	15	1.19%	0

GENERAL PRIMARY
Tuesday, March 17, 2026

ST CLAIR 17
PRECINCT COMMITTEEPERSON
(Vote for ONE)

	REGISTERED VOTERS	BALLOTS CAST	TURNOUT	VENETIA MINK
St Clair 17	940	59	6.28%	54
St. Clair Township	940	59	6.28%	54
ST. CLAIR COUNTY, ILLINOIS	940	59	6.28%	54

GENERAL PRIMARY
Tuesday, March 17, 2026

ST CLAIR 18
PRECINCT COMMITTEEPERSON
(Vote for ONE)

	REGISTERED VOTERS	BALLOTS CAST	TURNOUT	REBECCA MC GRADY
St Clair 18	974	67	6.88%	64
St. Clair Township	974	67	6.88%	64
ST. CLAIR COUNTY, ILLINOIS	974	67	6.88%	64

GENERAL PRIMARY
Tuesday, March 17, 2026

ST CLAIR 19
PRECINCT COMMITTEEPERSON
(Vote for ONE)

	REGISTERED VOTERS	BALLOTS CAST	TURNOUT	NO CANDIDATE
St Clair 19	937	19	2.03%	0
St. Clair Township	937	19	2.03%	0
ST. CLAIR COUNTY, ILLINOIS	937	19	2.03%	0

GENERAL PRIMARY
Tuesday, March 17, 2026

ST CLAIR 20
PRECINCT COMMITTEEPERSON
(Vote for ONE)

	REGISTERED VOTERS	BALLOTS CAST	TURNOUT	NO CANDIDATE
St Clair 20	763	35	4.59%	0
St. Clair Township	763	35	4.59%	0
ST. CLAIR COUNTY, ILLINOIS	763	35	4.59%	0

GENERAL PRIMARY
Tuesday, March 17, 2026

ST CLAIR 21
PRECINCT COMMITTEEPERSON
(Vote for ONE)

	REGISTERED VOTERS	BALLOTS CAST	TURNOUT	NO CANDIDATE
St Clair 21	953	32	3.36%	0
St. Clair Township	953	32	3.36%	0
ST. CLAIR COUNTY, ILLINOIS	953	32	3.36%	0

GENERAL PRIMARY
Tuesday, March 17, 2026

ST CLAIR 22
PRECINCT COMMITTEEPERSON
(Vote for ONE)

	REGISTERED VOTERS	BALLOTS CAST	TURNOUT	NO CANDIDATE
St Clair 22	1,409	53	3.76%	0
St. Clair Township	1,409	53	3.76%	0
ST. CLAIR COUNTY, ILLINOIS	1,409	53	3.76%	0

GENERAL PRIMARY
Tuesday, March 17, 2026

ST CLAIR 23
PRECINCT COMMITTEEPERSON
(Vote for ONE)

	REGISTERED VOTERS	BALLOTS CAST	TURNOUT	NO CANDIDATE
St Clair 23	1,616	89	5.51%	0
St. Clair Township	1,616	89	5.51%	0
ST. CLAIR COUNTY, ILLINOIS	1,616	89	5.51%	0

GENERAL PRIMARY
Tuesday, March 17, 2026

ST CLAIR 24
PRECINCT COMMITTEEPERSON
(Vote for ONE)

	REGISTERED VOTERS	BALLOTS CAST	TURNOUT	NO CANDIDATE
St Clair 24	1,764	53	3.00%	0
St. Clair Township	1,764	53	3.00%	0
ST. CLAIR COUNTY, ILLINOIS	1,764	53	3.00%	0

GENERAL PRIMARY
Tuesday, March 17, 2026

SHILOH VALLEY 1
PRECINCT COMMITTEEPERSON
(Vote for ONE)

	REGISTERED VOTERS	BALLOTS CAST	TURNOUT	NO CANDIDATE
Shiloh Valley 1	1,578	73	4.63%	0
Shiloh Valley Township	1,578	73	4.63%	0
ST. CLAIR COUNTY, ILLINOIS	1,578	73	4.63%	0

GENERAL PRIMARY
Tuesday, March 17, 2026

SHILOH VALLEY 2
PRECINCT COMMITTEEPERSON
(Vote for ONE)

	REGISTERED VOTERS	BALLOTS CAST	TURNOUT	NO CANDIDATE
Shiloh Valley 2	1,678	36	2.15%	0
Shiloh Valley Township	1,678	36	2.15%	0
ST. CLAIR COUNTY, ILLINOIS	1,678	36	2.15%	0

GENERAL PRIMARY
Tuesday, March 17, 2026

SHILOH VALLEY 3
PRECINCT COMMITTEEPERSON
(Vote for ONE)

	REGISTERED VOTERS	BALLOTS CAST	TURNOUT	NO CANDIDATE
Shiloh Valley 3	1,198	64	5.34%	0
Shiloh Valley Township	1,198	64	5.34%	0
ST. CLAIR COUNTY, ILLINOIS	1,198	64	5.34%	0

GENERAL PRIMARY
Tuesday, March 17, 2026

SHILOH VALLEY 4
PRECINCT COMMITTEEPERSON
(Vote for ONE)

	REGISTERED VOTERS	BALLOTS CAST	TURNOUT	DAVID LINDQUIST
Shiloh Valley 4	818	65	7.95%	59
Shiloh Valley Township	818	65	7.95%	59
ST. CLAIR COUNTY, ILLINOIS	818	65	7.95%	59

GENERAL PRIMARY
Tuesday, March 17, 2026

SHILOH VALLEY 5
PRECINCT COMMITTEEPERSON
(Vote for ONE)

	REGISTERED VOTERS	BALLOTS CAST	TURNOUT	NO CANDIDATE
Shiloh Valley 5	1,623	58	3.57%	0
Shiloh Valley Township	1,623	58	3.57%	0
ST. CLAIR COUNTY, ILLINOIS	1,623	58	3.57%	0

GENERAL PRIMARY
Tuesday, March 17, 2026

SMITHTON 1
PRECINCT COMMITTEEPERSON
(Vote for ONE)

	REGISTERED VOTERS	BALLOTS CAST	TURNOUT	NO CANDIDATE
Smithton 1	1,354	202	14.92%	0
Smithton Township	1,354	202	14.92%	0
ST. CLAIR COUNTY, ILLINOIS	1,354	202	14.92%	0

GENERAL PRIMARY
Tuesday, March 17, 2026

SMITHTON 2
PRECINCT COMMITTEEPERSON
(Vote for ONE)

	REGISTERED VOTERS	BALLOTS CAST	TURNOUT	NO CANDIDATE
Smithton 2	820	98	11.95%	0
Smithton Township	820	98	11.95%	0
ST. CLAIR COUNTY, ILLINOIS	820	98	11.95%	0

GENERAL PRIMARY
Tuesday, March 17, 2026

SMITHTON 3
PRECINCT COMMITTEEPERSON
(Vote for ONE)

	REGISTERED VOTERS	BALLOTS CAST	TURNOUT	NO CANDIDATE
Smithton 3	1,225	137	11.18%	0
Smithton Township	1,225	137	11.18%	0
ST. CLAIR COUNTY, ILLINOIS	1,225	137	11.18%	0

GENERAL PRIMARY
Tuesday, March 17, 2026

STITES 1
PRECINCT COMMITTEEPERSON
(Vote for ONE)

	REGISTERED VOTERS	BALLOTS CAST	TURNOUT	NO CANDIDATE
Stites 1	363	0	0.00%	0
Stites Township	363	0	0.00%	0
ST. CLAIR COUNTY, ILLINOIS	363	0	0.00%	0

GENERAL PRIMARY
Tuesday, March 17, 2026

STOOKEY 1
PRECINCT COMMITTEEPERSON
(Vote for ONE)

	REGISTERED VOTERS	BALLOTS CAST	TURNOUT	BRIAN TRISKA
Stookey 1	1,766	233	13.19%	208
Stookey Township	1,766	233	13.19%	208
ST. CLAIR COUNTY, ILLINOIS	1,766	233	13.19%	208

GENERAL PRIMARY
Tuesday, March 17, 2026

STOOKEY 2
PRECINCT COMMITTEEPERSON
(Vote for ONE)

	REGISTERED VOTERS	BALLOTS CAST	TURNOUT	NO CANDIDATE
Stookey 2	1,258	57	4.53%	0
Stookey Township	1,258	57	4.53%	0
ST. CLAIR COUNTY, ILLINOIS	1,258	57	4.53%	0

GENERAL PRIMARY
Tuesday, March 17, 2026

STOOKEY 3
PRECINCT COMMITTEEPERSON
(Vote for ONE)

	REGISTERED VOTERS	BALLOTS CAST	TURNOUT	NO CANDIDATE
Stookey 3	892	38	4.26%	0
Stookey Township	892	38	4.26%	0
ST. CLAIR COUNTY, ILLINOIS	892	38	4.26%	0

GENERAL PRIMARY
Tuesday, March 17, 2026

STOOKEY 4
PRECINCT COMMITTEEPERSON
(Vote for ONE)

	REGISTERED VOTERS	BALLOTS CAST	TURNOUT	NO CANDIDATE
Stookey 4	672	19	2.83%	0
Stookey Township	672	19	2.83%	0
ST. CLAIR COUNTY, ILLINOIS	672	19	2.83%	0

GENERAL PRIMARY
Tuesday, March 17, 2026

STOOKEY 5
PRECINCT COMMITTEEPERSON
(Vote for ONE)

	REGISTERED VOTERS	BALLOTS CAST	TURNOUT	NO CANDIDATE
Stookey 5	1,408	62	4.40%	0
Stookey Township	1,408	62	4.40%	0
ST. CLAIR COUNTY, ILLINOIS	1,408	62	4.40%	0

GENERAL PRIMARY
Tuesday, March 17, 2026

STOOKEY 6
PRECINCT COMMITTEEPERSON
(Vote for ONE)

	REGISTERED VOTERS	BALLOTS CAST	TURNOUT	NO CANDIDATE
Stookey 6	957	53	5.54%	0
Stookey Township	957	53	5.54%	0
ST. CLAIR COUNTY, ILLINOIS	957	53	5.54%	0

GENERAL PRIMARY
Tuesday, March 17, 2026

STOOKEY 7
PRECINCT COMMITTEEPERSON
(Vote for ONE)

	REGISTERED VOTERS	BALLOTS CAST	TURNOUT	NO CANDIDATE
Stookey 7	940	29	3.09%	0
Stookey Township	940	29	3.09%	0
ST. CLAIR COUNTY, ILLINOIS	940	29	3.09%	0

GENERAL PRIMARY
Tuesday, March 17, 2026

SUGAR LOAF 1
PRECINCT COMMITTEEPERSON
(Vote for ONE)

	REGISTERED VOTERS	BALLOTS CAST	TURNOUT	NO CANDIDATE
Sugar Loaf 1	1,253	119	9.50%	0
Sugar Loaf Township	1,253	119	9.50%	0
ST. CLAIR COUNTY, ILLINOIS	1,253	119	9.50%	0

GENERAL PRIMARY
Tuesday, March 17, 2026

SUGAR LOAF 2
PRECINCT COMMITTEEPERSON
(Vote for ONE)

	REGISTERED VOTERS	BALLOTS CAST	TURNOUT	ALBERT RYAN HARPER
Sugar Loaf 2	623	50	8.03%	47
Sugar Loaf Township	623	50	8.03%	47
ST. CLAIR COUNTY, ILLINOIS	623	50	8.03%	47

GENERAL PRIMARY
Tuesday, March 17, 2026

SUGAR LOAF 3
PRECINCT COMMITTEEPERSON
(Vote for ONE)

	REGISTERED VOTERS	BALLOTS CAST	TURNOUT	NO CANDIDATE
Sugar Loaf 3	1,353	86	6.36%	0
Sugar Loaf Township	1,353	86	6.36%	0
ST. CLAIR COUNTY, ILLINOIS	1,353	86	6.36%	0

GENERAL PRIMARY
Tuesday, March 17, 2026

SUGAR LOAF 4
PRECINCT COMMITTEEPERSON
(Vote for ONE)

	REGISTERED VOTERS	BALLOTS CAST	TURNOUT	NO CANDIDATE
Sugar Loaf 4	737	44	5.97%	0
Sugar Loaf Township	737	44	5.97%	0
ST. CLAIR COUNTY, ILLINOIS	737	44	5.97%	0

GENERAL PRIMARY
Tuesday, March 17, 2026

SUGAR LOAF 5
PRECINCT COMMITTEEPERSON
(Vote for ONE)

	REGISTERED VOTERS	BALLOTS CAST	TURNOUT	NO CANDIDATE
Sugar Loaf 5	924	66	7.14%	0
Sugar Loaf Township	924	66	7.14%	0
ST. CLAIR COUNTY, ILLINOIS	924	66	7.14%	0

CANVASS OF VOTES

in St. Clair County, Illinois at the GENERAL PRIMARY on Tuesday, March 17, 2026

STATE OF ILLINOIS

COUNTY OF ST. CLAIR

PRECINCT

I, Thomas Holbrook, St. Clair St Clair County Clerk, do hereby certify that the above is a correct copy of the Canvass of Votes Cast at the GENERAL PRIMARY held in St. Clair County on Tuesday, March 17, 2026. This canvass was made by the County Canvassing Board of St. Clair County.



Dated: Thursday, March 19, 2026 _____

GENERAL PRIMARY
Tuesday, March 17, 2026
Official Canvass
ST. CLAIR COUNTY, ILLINOIS



Republican
AMBULANCE

Dated: 19 of March, 2026

Issued by:

A handwritten signature in black ink that reads "Thomas Holbrook". The signature is written in a cursive style with a prominent flourish at the beginning.

Thomas Holbrook
ST. CLAIR COUNTY, ILLINOIS
St Clair County Clerk

CANVASS OF VOTES

in St. Clair County, Illinois at the GENERAL PRIMARY on Tuesday, March 17, 2026

STATE OF ILLINOIS

COUNTY OF ST. CLAIR

AMBULANCE

I, Thomas Holbrook, St. Clair St Clair County Clerk, do hereby certify that the above is a correct copy of the Canvass of Votes Cast at the GENERAL PRIMARY held in St. Clair County on Tuesday, March 17, 2026. This canvass was made by the County Canvassing Board of St. Clair County.



Dated: Thursday, March 19, 2026 _____

GENERAL PRIMARY
Tuesday, March 17, 2026
Official Canvass
ST. CLAIR COUNTY, ILLINOIS



Non-Partisan
FEDERAL

Dated: 19 of March, 2026

Issued by:

A handwritten signature in black ink that reads "Thomas Holbrook". The signature is written in a cursive style with a prominent flourish at the beginning.

Thomas Holbrook
ST. CLAIR COUNTY, ILLINOIS
St Clair County Clerk

CANVASS OF VOTES

in St. Clair County, Illinois at the GENERAL PRIMARY on Tuesday, March 17, 2026

STATE OF ILLINOIS

COUNTY OF ST. CLAIR

FEDERAL

I, Thomas Holbrook, St. Clair St Clair County Clerk, do hereby certify that the above is a correct copy of the Canvass of Votes Cast at the GENERAL PRIMARY held in St. Clair County on Tuesday, March 17, 2026. This canvass was made by the County Canvassing Board of St. Clair County.



Dated: Thursday, March 19, 2026 _____

GENERAL PRIMARY
Tuesday, March 17, 2026
Official Canvass
ST. CLAIR COUNTY, ILLINOIS



Non-Partisan
STATE

Dated: 19 of March, 2026
Issued by:

A handwritten signature in black ink that reads "Thomas Holbrook". The signature is written in a cursive style with a prominent flourish at the beginning.

Thomas Holbrook
ST. CLAIR COUNTY, ILLINOIS
St Clair County Clerk

CANVASS OF VOTES

in St. Clair County, Illinois at the GENERAL PRIMARY on Tuesday, March 17, 2026

STATE OF ILLINOIS

COUNTY OF ST. CLAIR

STATE

I, Thomas Holbrook, St. Clair St Clair County Clerk, do hereby certify that the above is a correct copy of the Canvass of Votes Cast at the GENERAL PRIMARY held in St. Clair County on Tuesday, March 17, 2026. This canvass was made by the County Canvassing Board of St. Clair County.



Dated: Thursday, March 19, 2026 _____

GENERAL PRIMARY
Tuesday, March 17, 2026
Official Canvass
ST. CLAIR COUNTY, ILLINOIS



Non-Partisan
CONGRESSIONAL

Dated: 19 of March, 2026

Issued by:

A handwritten signature in black ink that reads "Thomas Holbrook". The signature is written in a cursive style with a large, sweeping initial 'T'.

Thomas Holbrook
ST. CLAIR COUNTY, ILLINOIS
St Clair County Clerk

CANVASS OF VOTES

in St. Clair County, Illinois at the GENERAL PRIMARY on Tuesday, March 17, 2026

STATE OF ILLINOIS

COUNTY OF ST. CLAIR

CONGRESSIONAL

I, Thomas Holbrook, St. Clair St Clair County Clerk, do hereby certify that the above is a correct copy of the Canvass of Votes Cast at the GENERAL PRIMARY held in St. Clair County on Tuesday, March 17, 2026. This canvass was made by the County Canvassing Board of St. Clair County.



Dated: Thursday, March 19, 2026 _____

GENERAL PRIMARY
Tuesday, March 17, 2026
Official Canvass
ST. CLAIR COUNTY, ILLINOIS



Non-Partisan
LEGISLATIVE

Dated: 19 of March, 2026

Issued by:

A handwritten signature in black ink that reads "Thomas Holbrook". The signature is written in a cursive style with a large, sweeping initial "T".

Thomas Holbrook
ST. CLAIR COUNTY, ILLINOIS
St Clair County Clerk

CANVASS OF VOTES

in St. Clair County, Illinois at the GENERAL PRIMARY on Tuesday, March 17, 2026

STATE OF ILLINOIS

COUNTY OF ST. CLAIR

LEGISLATIVE

I, Thomas Holbrook, St. Clair St Clair County Clerk, do hereby certify that the above is a correct copy of the Canvass of Votes Cast at the GENERAL PRIMARY held in St. Clair County on Tuesday, March 17, 2026. This canvass was made by the County Canvassing Board of St. Clair County.



Dated: Thursday, March 19, 2026 _____

GENERAL PRIMARY
Tuesday, March 17, 2026
Official Canvass
ST. CLAIR COUNTY, ILLINOIS



Non-Partisan
REPRESENTATIVE

Dated: 19 of March, 2026

Issued by:

A handwritten signature in black ink that reads "Thomas Holbrook". The signature is written in a cursive style with a prominent flourish at the beginning.

Thomas Holbrook
ST. CLAIR COUNTY, ILLINOIS
St Clair County Clerk

CANVASS OF VOTES

in St. Clair County, Illinois at the GENERAL PRIMARY on Tuesday, March 17, 2026

STATE OF ILLINOIS

COUNTY OF ST. CLAIR

REPRESENTATIVE

I, Thomas Holbrook, St. Clair St Clair County Clerk, do hereby certify that the above is a correct copy of the Canvass of Votes Cast at the GENERAL PRIMARY held in St. Clair County on Tuesday, March 17, 2026. This canvass was made by the County Canvassing Board of St. Clair County.



Dated: Thursday, March 19, 2026 _____

GENERAL PRIMARY
Tuesday, March 17, 2026
Official Canvass
ST. CLAIR COUNTY, ILLINOIS



Non-Partisan
COUNTY

Dated: 19 of March, 2026

Issued by:

A handwritten signature in black ink that reads "Thomas Holbrook". The signature is written in a cursive style with a large, sweeping initial "T".

Thomas Holbrook
ST. CLAIR COUNTY, ILLINOIS
St Clair County Clerk

CANVASS OF VOTES

in St. Clair County, Illinois at the GENERAL PRIMARY on Tuesday, March 17, 2026

STATE OF ILLINOIS

COUNTY OF ST. CLAIR

COUNTY

I, Thomas Holbrook, St. Clair St Clair County Clerk, do hereby certify that the above is a correct copy of the Canvass of Votes Cast at the GENERAL PRIMARY held in St. Clair County on Tuesday, March 17, 2026. This canvass was made by the County Canvassing Board of St. Clair County.



Dated: Thursday, March 19, 2026 _____

GENERAL PRIMARY
Tuesday, March 17, 2026
Official Canvass
ST. CLAIR COUNTY, ILLINOIS



Non-Partisan
EDUCATIONAL SERVICE REGION

Dated: 19 of March, 2026

Issued by:

A handwritten signature in black ink that reads "Thomas Holbrook". The signature is written in a cursive style with a large, sweeping initial "T".

Thomas Holbrook
ST. CLAIR COUNTY, ILLINOIS
St Clair County Clerk

CANVASS OF VOTES

in St. Clair County, Illinois at the GENERAL PRIMARY on Tuesday, March 17, 2026

STATE OF ILLINOIS

COUNTY OF ST. CLAIR

EDUCATIONAL SERVICE REGION

I, Thomas Holbrook, St. Clair St Clair County Clerk, do hereby certify that the above is a correct copy of the Canvass of Votes Cast at the GENERAL PRIMARY held in St. Clair County on Tuesday, March 17, 2026. This canvass was made by the County Canvassing Board of St. Clair County.



Dated: Thursday, March 19, 2026 _____

GENERAL PRIMARY
Tuesday, March 17, 2026
Official Canvass
ST. CLAIR COUNTY, ILLINOIS



Non-Partisan
COUNTY BOARD

Dated: 19 of March, 2026

Issued by:

A handwritten signature in black ink that reads "Thomas Holbrook". The signature is written in a cursive style with a large, sweeping initial "T".

Thomas Holbrook
ST. CLAIR COUNTY, ILLINOIS
St Clair County Clerk

CANVASS OF VOTES

in St. Clair County, Illinois at the GENERAL PRIMARY on Tuesday, March 17, 2026

STATE OF ILLINOIS

COUNTY OF ST. CLAIR

COUNTY BOARD

I, Thomas Holbrook, St. Clair St Clair County Clerk, do hereby certify that the above is a correct copy of the Canvass of Votes Cast at the GENERAL PRIMARY held in St. Clair County on Tuesday, March 17, 2026. This canvass was made by the County Canvassing Board of St. Clair County.



Dated: Thursday, March 19, 2026 _____

GENERAL PRIMARY
Tuesday, March 17, 2026
Official Canvass
ST. CLAIR COUNTY, ILLINOIS



Non-Partisan
JUDICIAL DISTRICT

Dated: 19 of March, 2026

Issued by:

A handwritten signature in black ink that reads "Thomas Holbrook".

Thomas Holbrook
ST. CLAIR COUNTY, ILLINOIS
St Clair County Clerk

CANVASS OF VOTES

in St. Clair County, Illinois at the GENERAL PRIMARY on Tuesday, March 17, 2026

STATE OF ILLINOIS

COUNTY OF ST. CLAIR

JUDICIAL DISTRICT

I, Thomas Holbrook, St. Clair St Clair County Clerk, do hereby certify that the above is a correct copy of the Canvass of Votes Cast at the GENERAL PRIMARY held in St. Clair County on Tuesday, March 17, 2026. This canvass was made by the County Canvassing Board of St. Clair County.



Dated: Thursday, March 19, 2026 _____

GENERAL PRIMARY
Tuesday, March 17, 2026
Official Canvass
ST. CLAIR COUNTY, ILLINOIS



Non-Partisan
SCHOOL

Dated: 19 of March, 2026

Issued by:

A handwritten signature in black ink that reads "Thomas Holbrook". The signature is written in a cursive style with a large, sweeping initial "T".

Thomas Holbrook
ST. CLAIR COUNTY, ILLINOIS
St Clair County Clerk

GENERAL PRIMARY
Tuesday, March 17, 2026

PONTIAC-WM. SD 105
PROPOSITION TO ISSUE \$75,100,000 SCHOOL BUILDING BONDS
(Vote for ONE)

	REGISTERED VOTERS	BALLOTS CAST	TURNOUT	YES	NO
Caseyville 9	864	0	0.00%	35	7
Caseyville 10	1,230	0	0.00%	91	43
Caseyville 13	960	0	0.00%	95	91
Caseyville 14	1,797	0	0.00%	180	127
Caseyville 18	1,489	0	0.00%	36	38
Caseyville 19	763	0	0.00%	106	61
Caseyville 20	478	0	0.00%	0	0
Caseyville 22	1,433	0	0.00%	201	133
Caseyville Township	9,014	0	0.00%	744	500
ST. CLAIR COUNTY, ILLINOIS	9,014	0	0.00%	744	500

CANVASS OF VOTES

in St. Clair County, Illinois at the GENERAL PRIMARY on Tuesday, March 17, 2026

STATE OF ILLINOIS

COUNTY OF ST. CLAIR

SCHOOL

I, Thomas Holbrook, St. Clair St Clair County Clerk, do hereby certify that the above is a correct copy of the Canvass of Votes Cast at the GENERAL PRIMARY held in St. Clair County on Tuesday, March 17, 2026. This canvass was made by the County Canvassing Board of St. Clair County.



Dated: Thursday, March 19, 2026 _____

GENERAL PRIMARY
Tuesday, March 17, 2026
Official Canvass
ST. CLAIR COUNTY, ILLINOIS



Non-Partisan
FIRE

Dated: 19 of March, 2026

Issued by:

A handwritten signature in black ink that reads "Thomas Holbrook". The signature is written in a cursive style with a prominent flourish at the beginning.

Thomas Holbrook
ST. CLAIR COUNTY, ILLINOIS
St Clair County Clerk

GENERAL PRIMARY
Tuesday, March 17, 2026

PRAIRIE DU PONT FIRE
PROPOSITION TO ISSUE BONDS
(Vote for ONE)

	REGISTERED VOTERS	BALLOTS CAST	TURNOUT	YES	NO
Centreville 8	1,101	0	0.00%	1	4
Centreville Township	1,101	0	0.00%	1	4
Sugar Loaf 1	1,253	0	0.00%	0	0
Sugar Loaf 2	623	0	0.00%	72	17
Sugar Loaf 3	1,353	0	0.00%	0	0
Sugar Loaf 4	737	0	0.00%	47	32
Sugar Loaf Township	3,966	0	0.00%	119	49
ST. CLAIR COUNTY, ILLINOIS	5,067	0	0.00%	120	53

CANVASS OF VOTES

in St. Clair County, Illinois at the GENERAL PRIMARY on Tuesday, March 17, 2026

STATE OF ILLINOIS

COUNTY OF ST. CLAIR

FIRE

I, Thomas Holbrook, St. Clair St Clair County Clerk, do hereby certify that the above is a correct copy of the Canvass of Votes Cast at the GENERAL PRIMARY held in St. Clair County on Tuesday, March 17, 2026. This canvass was made by the County Canvassing Board of St. Clair County.



Dated: Thursday, March 19, 2026 _____

GENERAL PRIMARY
Tuesday, March 17, 2026
Official Canvass
ST. CLAIR COUNTY, ILLINOIS



Non-Partisan
PRECINCT

Dated: 19 of March, 2026

Issued by:

A handwritten signature in black ink that reads "Thomas Holbrook". The signature is written in a cursive style with a large, sweeping initial 'T'.

Thomas Holbrook
ST. CLAIR COUNTY, ILLINOIS
St Clair County Clerk

CANVASS OF VOTES

in St. Clair County, Illinois at the GENERAL PRIMARY on Tuesday, March 17, 2026

STATE OF ILLINOIS

COUNTY OF ST. CLAIR

PRECINCT

I, Thomas Holbrook, St. Clair St Clair County Clerk, do hereby certify that the above is a correct copy of the Canvass of Votes Cast at the GENERAL PRIMARY held in St. Clair County on Tuesday, March 17, 2026. This canvass was made by the County Canvassing Board of St. Clair County.



Dated: Thursday, March 19, 2026 _____

GENERAL PRIMARY
Tuesday, March 17, 2026
Official Canvass
ST. CLAIR COUNTY, ILLINOIS



Non-Partisan
AMBULANCE

Dated: 19 of March, 2026

Issued by:

A handwritten signature in black ink that reads "Thomas Holbrook". The signature is written in a cursive style with a large, sweeping initial "T".

Thomas Holbrook
ST. CLAIR COUNTY, ILLINOIS
St Clair County Clerk

GENERAL PRIMARY
Tuesday, March 17, 2026

SOUTHWESTERN ST. CLAIR COUNTY EMERGENCY SERVICES DISTRICT
SOUTHWESTERN ST. CLAIR COUNTY EMERGENCY SERVICES
(Vote for ONE)

	REGISTERED VOTERS	BALLOTS CAST	TURNOUT	YES	NO
Centreville 10	1,164	0	0.00%	0	0
Centreville Township	1,164	0	0.00%	0	0
Millstadt 1	1,246	0	0.00%	185	149
Millstadt 2	1,610	0	0.00%	255	155
Millstadt 3	594	0	0.00%	88	77
Millstadt 4	873	0	0.00%	170	49
Millstadt 5	1,152	0	0.00%	175	187
Millstadt Township	5,475	0	0.00%	873	617
Prairie Du Long 1	793	0	0.00%	79	119
Prairie Du Long 2	1,377	0	0.00%	156	347
Prairie Du Long Township	2,170	0	0.00%	235	466
St Clair 2	756	0	0.00%	0	0
St Clair 4	690	0	0.00%	1	0
St. Clair Township	1,446	0	0.00%	1	0
Smithton 1	1,354	0	0.00%	171	235
Smithton 2	820	0	0.00%	77	91
Smithton 3	1,225	0	0.00%	54	52
Smithton Township	3,399	0	0.00%	302	378
Stookey 1	1,766	0	0.00%	136	216
Stookey 5	1,408	0	0.00%	8	9
Stookey 6	957	0	0.00%	11	5
Stookey Township	4,131	0	0.00%	155	230
Sugar Loaf 1	1,253	0	0.00%	0	0
Sugar Loaf Township	1,253	0	0.00%	0	0
ST. CLAIR COUNTY, ILLINOIS	19,038	0	0.00%	1,566	1,691

CANVASS OF VOTES

in St. Clair County, Illinois at the GENERAL PRIMARY on Tuesday, March 17, 2026

STATE OF ILLINOIS

COUNTY OF ST. CLAIR

AMBULANCE

I, Thomas Holbrook, St. Clair St Clair County Clerk, do hereby certify that the above is a correct copy of the Canvass of Votes Cast at the GENERAL PRIMARY held in St. Clair County on Tuesday, March 17, 2026. This canvass was made by the County Canvassing Board of St. Clair County.



Dated: Thursday, March 19, 2026 _____